

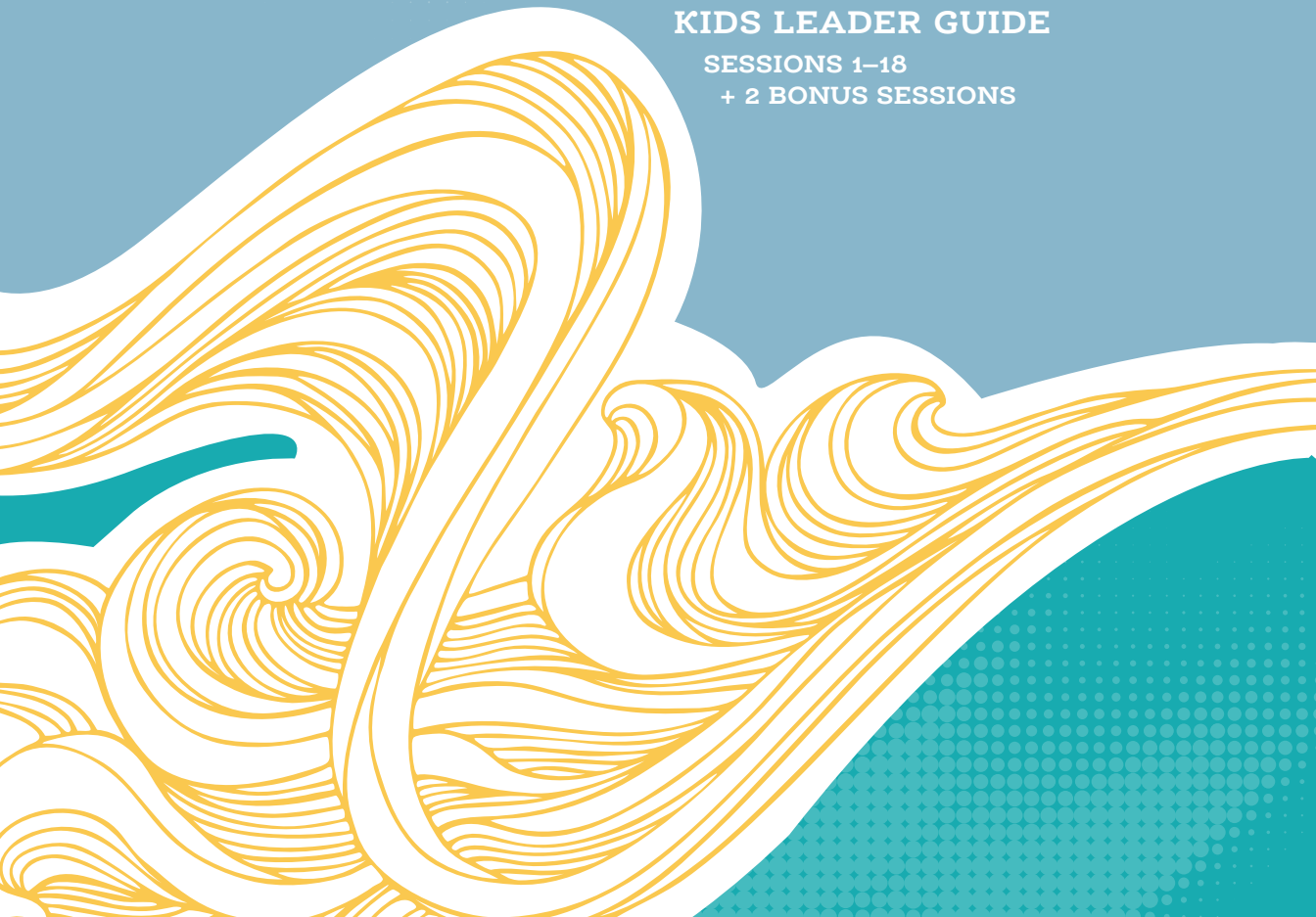


FAITHFUL PROMISES

KIDS LEADER GUIDE

SESSIONS 1–18

+ 2 BONUS SESSIONS





FAITHFUL PROMISES

KIDS LEADER GUIDE BOOK 1

SESSIONS 1–18
+ 2 BONUS SESSIONS

Lifeway Press®
Brentwood, TN

EDITORIAL TEAM KIDS MINISTRY PUBLISHING

Chuck Peters
Director, Kids Ministry

Jeremy Carroll
Publishing Manager,
VBS, Hyfi, and
Kids Discipleship

Kayla Stevens
Publishing Team Leader

Kelly Mize
Carol Tomlinson
Writers

Nancy Cornwell
Content Editor

Lee Ann Roberts
Production Editor

Alli Quattlebaum
Graphic Designer

© Copyright 2023 Lifeway Press®

No part of this work may be reproduced or transmitted in any form or by any means, electronic or mechanical, including photocopying and recording, or by any information storage or retrieval system, except as may be expressly permitted in writing by the publisher.

Requests for permission should be addressed in writing to
Lifeway Press®
200 Powell Place, Suite 100
Brentwood, TN 37027

Dewey Decimal Classification
Number: 268.432
Subject Heading:
Discipleship—Curricula\God\Bible—Study
Dewey Decimal Classification Number:
248.82
Subject Heading:
CHRISTIAN LIFE \ JESUS CHRIST—
TEACHINGS

Printed in the United States of America

Kids Ministry Publishing
Lifeway Church Resources
200 Powell Place, Suite 100
Brentwood, TN 37027

We believe the Bible has God for its author; salvation for its end; and truth, without any mixture of error, for its matter and that all Scripture is totally true and trustworthy.

To review Lifeway's doctrinal guideline, please visit lifeway.com/doctrinalguideline.

All Scripture quotations are taken from the Christian Standard Bible®, Copyright © 2017 by Holman Bible Publishers. Used by permission. Christian Standard Bible® and CSB® are federally registered trademarks of Holman Bible Publishers.

TeamKID® is a registered trademark of Lifeway.

TABLE OF CONTENTS

TeamKID: Faithful Promises will lead kids to discover the steadfast faithfulness of God through Old Testament promises. Kids will explore the details of the major covenants promised in the Old Testament and connect the bigger reality of God’s faithfulness to their every circumstance. Through the covenants God made to Adam, Noah, Moses, David, and others, kids will connect to the God of steadfast faithfulness, even when we are unfaithful, and see how all of God’s promises are ultimately fulfilled in Jesus.

TeamKID Printable Items..... 4

What Does a TeamKID Session
Look Like? 5

TeamKID Schedules..... 6

TeamKID Resources..... 7

Promoting TeamKID 8

Getting to Know Your TeamKIDs 9

Sharing the Gospel with Kids 12

The Gospel: God’s Plan for Me 13

UNIT 1: GOD’S PROMISES TO HIS PEOPLE

___ 1. God, the Faithful Provider 14

___ 2. God’s Good Rules.....22

___ 3. A Broken Relationship..... 30

___ 4. Sin Spread to Other People ..38

___ 5. God’s Faithful Warning..... 46

___ 6. God’s Faithful Servant..... 54

___ 7. God, the Protector
and Judge..... 62

___ 8. God’s Good Promise to Noah... 70

___ 9. The People’s Broken
Promises.....78

UNIT 2: GOD’S PROMISES TO ABRAHAM

___ 10. A Promised Blessing 86

___ 11. A Promised Hope..... 94

___ 12. An Unbreakable Promise ... 102

___ 13. A Promised Son110

___ 14. A Promise to Provide118

___ 15. A Renewed Promise 126

___ 16. A Promise Remembered 134

___ 17. A Promised Provider 142

___ 18. A Promised Future..... 150

BONUS SESSIONS

___ 1. Jesus Is Our Peace..... 158

___ 2. Jesus Is Our Foundation 166

FILL IN THE DATES IN THE
BLANKS TO HELP WITH
PLANNING!



Use additional
bonus sessions as
needed throughout
the semester.

TEAMKID PRINTABLE ITEMS

GENERAL HELPS

Clip Art

1. Administrative Guide
2. Volunteer Application Form
3. TeamKID Registration Card
4. Allergy Alert
5. Parent Letter
6. 15 Easy Steps for Promotion
7. Leading a TeamKID Session
8. World Map
9. Books of the Bible Poster
10. The Gospel: God's Plan for Me

UNIT 1: GOD'S PROMISES TO HIS PEOPLE

11. Unit 1 Parent Connections

SESSION 1

12. Days of Creation Mini Book and Instructions

SESSION 2

13. Roll a Garden
14. Zoom Room Script

SESSION 3

15. Hi There Greetings
16. More About Annie

SESSION 4

17. Letter Tiles
18. TeamKIDs Go!
19. Lottie and Annie Pictures

SESSION 5

20. Boat and Paddle Template

SESSION 6

21. Follow the Directions
22. Missionaries Push Back Darkness

SESSION 7

23. Dove Pattern

SESSION 8

24. TeamKIDs Go!
25. Nache Photos

SESSION 9

26. Strong Tower Card

UNIT 2: GOD'S PROMISES TO ABRAHAM

27. Unit 2 Parent Connections

SESSION 10

28. Road Sign Cards

SESSION 11

29. Ying and Grace Kai Photo
30. Six Steps of Great Commission

SESSION 13

31. Japan Photos
32. TeamKIDs GO!

SESSION 15

33. Jacob and Esau Signs
34. Churches Grow and Multiply

SESSION 16

35. Reaction Charades
36. Facts About Hungary

SESSION 17

37. Meet Bobby and Brittany Spinks
38. TeamKIDs GO!
39. Point Posters

SESSION 18

40. Unexpected New York Church

BONUS SESSION 1

69. Pocket Verses

BONUS SESSION 2

70. Number Cube
71. Clean Water and the Gospel
72. Children Carry Water Photo
73. TeamKIDs GO!

VIDEO MENU

The Gospel Spreads
Meet Annie
A Partnering Church
Love and Support
Ying and Grace Kai
Historical Growth in Japan
Churches Grow in the Czech Republic
Thanks from Hungary

Bonus Video:
Missions On and Off the Streets

WHAT DOES A TEAMKID SESSION LOOK LIKE?

.....

LARGE GROUP (20–30 MINUTES, + 10 MINUTES FOR EXPANDED)

Led by the main leader, large group uses fun, innovative methods to make the learning different from other times of learning. The beginning of large group encourages kids to work together by participating in a group activity or game. The leader introduces TeamKIDs to the session content, followed by an interactive Bible study. Kids activate various learning styles and engage in critical thinking skills of key Bible concepts through active learning activities provided in the TeamKID activity book. The group then has the option to separate into age-appropriate groups for deeper discussion and prayer.

ROTATION OPTIONS

BIBLE ACTIVITIES (10–15 MINUTES, + 5 MINUTES FOR EXPANDED)

This rotation of a TeamKID session presents fun, hands-on activities to help kids learn key Bible concepts, study their Bibles deeper, and work on Scripture memorization, Bible skills, and deeper understanding. There are two options available for leaders to customize to maximize the group's schedule.

MISSIONS (10–15 MINUTES, + 5 MINUTES FOR EXPANDED)

The missions rotation invites kids to experience a missionary and/or missionary family through a missions video or activity. It encourages kids in finding ways they can live “on mission” in their homes and community.

The missions videos can be found in the Leader Kit (DVD-ROM or digital downloads). A separate missions DVD with video content only is sold at lifeway.com/teamkid. Leaders can utilize this DVD for teams of two or more teams with revolving rotation schedules.

TeamKID: Faithful Promises Missions DVD (9781087783888)

GAMES (15–20 MINUTES, + 5 MINUTES FOR EXPANDED)

The games rotation reinforces the truths from the session through high-energy games and activities. The recreation leader chooses from up to three TeamKID games, including a unit bonus game to customize the exciting experience for kids. Provide the recreation leader with the *TeamKID: Faithful Promises Playbook* (provided in the *Faithful Promises Leader Kit*) to lead this time. Game explanations, supplies, and debriefing can also be found in the leader guide.

CLOSING (5–10 MINUTES, + 5 MINUTES FOR EXPANDED)

This final rotation brings all TeamKIDs back together to refocus and recap what was presented in the session. TeamKIDs recall the key points, Key Verse, and action steps of their time together. They also play a fun game that reinforces key truths as adults arrive to pick up their children for dismissal.

*See next page for sample schedules.

TEAMKID SCHEDULES

RECOMMENDED SCHEDULE: 1 HOUR AND 30 MINUTES

LARGE GROUP	30 MIN
BIBLE ACTIVITIES	15 MIN
MISSIONS	15 MIN
GAMES	20 MIN
CLOSING	10 MIN

EXPANDED SCHEDULE: 2 HOURS

LARGE GROUP	40 MIN
BIBLE ACTIVITIES	20 MIN
MISSIONS	20 MIN
GAMES	25 MIN
CLOSING	15 MIN

CONDENSED SCHEDULE: 1 HOUR

LARGE GROUP	20 MIN
BIBLE ACTIVITIES	10 MIN
MISSIONS	10 MIN
GAMES	15 MIN
CLOSING	5 MIN

CREATE YOUR SCHEDULE: TIME GOAL: _____

BONUS SESSIONS

New bonus sessions are included in each leader guide. Two sessions are created for the first semester and two sessions for the second semester. Utilize these sessions around the Christmas and Easter holidays, school breaks, weekend retreats, church conferences, and more!

TEAMKID RESOURCES

The following resources make running TeamKID: Faithful Promises easier for you and more fun for kids.

TEAMKID: FAITHFUL PROMISES LEADER KIT

(9781087783802)

TeamKID: Faithful Promises Digital Leader Kit (9781087783925)

The Leader Kit provides a leader guide, printable downloads, missions videos, and general instructions on setting up and administering TeamKID. The printable downloads contain reproducible items for assisting in teaching each session, and at-home parent connections. This resource can be a one-time purchase per church.



TEAMKID: FAITHFUL PROMISES ACTIVITY BOOKS

TeamKID: Faithful Promises Younger Kids Activity Book (9781087783857)
Digital: (9781087783857)

TeamKID: Faithful Promises Older Kids Activity Book (9781087783864)
Digital: (9781087783949)




The Faithful Promises activity books contain materials for 36 sessions of TeamKID + 4 bonus sessions. Use one perforated activity page for each child. Each activity page contains fun activities to help children understand and apply the teaching concept of the session.

TEAMKID: FAITHFUL PROMISES MISSIONS DVD

(9781087783888)

Includes all the missions videos for churches who want to purchase a DVD per missions rotation.



PROMOTING TEAMKID

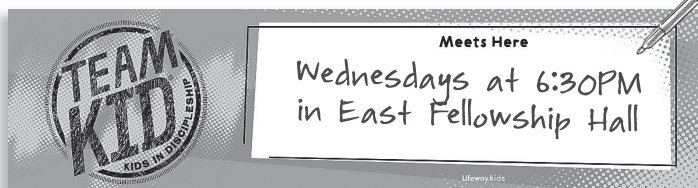
Getting children to participate in TeamKID should be your first goal. But how can you attract children and parents who have busy schedules? Good, effective promotion is the key.

Your publicity may include phone calls, personal visits, mail-outs, displays, bulletin boards, posters, handouts, announcements, newsletters or newspaper articles, and a host of other approaches. See the clip art and promotion ideas included in the Printables for more ways to promote TeamKID.

TEAMKID BANNER

(9781415822265)

Use the TeamKID Banner to tell the community that TeamKID meets at your church.




TEAMKID MOTTO BANNER

(9781415835333)

Use the TeamKID Motto Banner to tell the community that TeamKID meets at your church.

TEAMKID T-SHIRTS

Includes all the missions videos for churches who want to purchase a DVD per missions rotation.



YOUTH SMALL (9781087774251)

YOUTH MEDIUM (9781087774268)

YOUTH LARGE (9781087774275)

ADULT SMALL (9781087766836)

ADULT MEDIUM (9781087774282)

ADULT LARGE (9781087774299)

ADULT X-LARGE (9781087774305)

ADULT 2X-LARGE (9781087774312)

GETTING TO KNOW YOUR TEAMKIDS

TeamKID is designed for kids in grades 1–6. This multi-age resource engages kids in various stages of childhood as they grow deeper in faith through discipleship.

During TeamKID, kids have the opportunity to see how a personal relationship with Jesus Christ is crucial. They can learn that they can trust Jesus every step of the way. To help you lead kids of this age to begin and grow their relationships with Jesus, here are a few things to keep in mind.

YOUNGER KIDS (GRADES 1–2)

- Grades 1–2 shift quickly from one activity to the next and are extremely active. They benefit from a variety of high-, moderate-, and low-energy activities. They use their entire bodies to learn. They benefit from learning experiences that incorporate all senses.
- Grades 1–2 love discovering things and having opportunities to be creative. They benefit from activities like solving simple codes, playing games, or retelling the Bible story through drama.
- Grades 1–2 are learning to view Jesus as a friend and are beginning to feel the need to trust Jesus as Savior. They benefit from teachers who lovingly share information about what becoming a Christian means without putting pressure on them to make an immediate decision. Children should be reassured that it's OK if they don't feel God's Holy Spirit leading them to trust Jesus right now.
- Grades 1–2 are limited in their ability to think abstractly. They benefit from teachers who explain things clearly in simple terms without the use of abstract object lessons or analogies. They understand better when directions are short and simple.
- Grades 1–2 are focused on their own needs and moving toward independence. They benefit from simple rules and routines that are consistent. However, they like opportunities to make simple choices.
- Grades 1–2 are sensitive and desire approval. They can experience sudden mood swings. They benefit from positive words and encouraging facial expressions. They respond to teachers who listen to them and are patient with them during trying times.

Leader Tip:
To become more familiar with first and second graders, consider watching appropriate shows aimed at this age group, visiting the children's section of a bookstore, and walking down the toy aisles of a local department store.

OLDER KIDS (GRADES 3–4)

PHYSICALLY AND SOCIALLY

- Are active, energetic, and enthusiastic by nature and need an outlet for those physical characteristics with active learning experiences.
- Are in the process of building relationships, usually loyal to their friends (generally of the same gender), and want to be helpful to the group or team.
- Like to work in groups and focus on fairness.
- Do not want to call attention to themselves or be compared to others. They are more comfortable playing a game or answering questions as part of a group.
- Are beginning to take more responsibility for their actions.

SPIRITUALLY

- Are developing values and thinking in terms of right or wrong instead of good and bad.
- Are learning that the Bible tells of God's plan of salvation.
- Can memorize short Bible passages and learn and apply Bible truths about salvation.
- Can ask serious questions about religion.
- Can follow the examples, teachings, and commandments of Jesus.
- Are aware that God loves and values all people.

EMOTIONALLY

- Are increasing in their self concept. Can be strong-willed at times as they seek ways to show independence.
- Can be anxious, withdrawn, tend to complain, and are often hesitant to try new activities. Are generally sensitive, their feelings are hurt easily, and they cry easily.

BIBLE SKILLS

- Are able to locate some books in the Bible.
- Can locate books of the Bible by using the contents page or with a teacher's assistance.
- Can find information asked for by reading a verse or passage.
- Can pronounce some of the names of Bible people, places, and things.
- Can discover and apply truths in a Bible passage.
- Learn Bible truths never change.
- Begin to use the Bible for daily Bible reading.
- Know the Bible teaches people how God wants them to live.

PRETEENS (GRADES 5–6)

UNDERSTAND HOW PRETEENS DEVELOP

Preteens can appear to be constantly on the go and are experiencing growth spurts. They can memorize easily, think quickly, and solve problems for themselves. Many preteens enjoy sports, competition, and active games, yet they are worried about fitting in and rejection. Preteens need you to remember that they develop at different rates. They do not all have the same skills and abilities. Plan activities that use gross motor skills (such as games) and fine motor skills (such as crafts). Give preteens choices whenever possible.

UNDERSTAND HOW PRETEENS THINK

Preteens seem slow to respond but are creative, imaginative, and curious. They are critical of themselves and others. They are beginning to question authority and expect perfection. Preteens experience emotional highs and lows and may exhibit oppositional behaviors at times. Preteens need you to listen to and respect their ideas. They want to feel needed, accepted, and loved at church. Try to capitalize on the fact that preteens have a good sense of humor to de-escalate any conflicts that may arise.

Leader Tip:

To become more familiar with third and fourth graders, consider watching television programming aimed at this age group, visiting the children's section of a bookstore, and walking down the toy aisles of a local department store. Ask kids you know what social media influencers they are following and what video games they are playing, as well.

UNDERSTAND PRETEENS' SPIRITUAL GROWTH

Preteens can be sensitive to conviction from the Holy Spirit and are developing a value system based on their own understanding of biblical principles. They are beginning to apply the biblical truths they are learning in Bible study to their lives. Preteens need you to openly answer spiritual questions using the Bible as your guide. They need you to model Christian attitudes and actions and be a Christian mentor.

KIDS WITH SPECIAL NEEDS

Kids with special needs may need additional focus with one or more of the following disabilities: physical, developmental/learning, behavioral/emotional, or sensory impairment. Physical disabilities affect a preteen's movement and motion. Learning disabilities impact the way preteens process and understand information. Behavioral and emotional disabilities are characterized by difficulties paying attention and building and maintaining relationships with peers and teachers. Sensory impairments include vision or hearing loss or impairments, feeding issues, tactile (touch) sensitivity, and spatial awareness difficulties.

Use the following modifications to help kids or preteens with special needs in your classroom:

- Make sure rooms are uncluttered and organized. Too many decorations in one area can distract preteens and cause anxiety, especially among those with attention-related disabilities and sensory impairments. Ensure there are free and clear areas so those with mobility issues can easily walk or move through in a wheelchair.
- Provide oral instructions and repeat instructions as needed. Break down instructions for crafts, games, and other learning activities into smaller, manageable tasks. Kids with learning and/or behavioral/emotional disabilities struggle when hearing several instructions at once. If possible, demonstrate how to complete tasks.
- Find a buddy to work alongside the preteen when needed. This will help establish relationships, trust, and consistency. A buddy could be an extra adult helper or student helper.
- Use a positive approach to feedback. It may be easy to feel impatient when dealing with kids and preteens with behavioral or emotional disorders. Try to maintain a calm response despite any disruptive behaviors. Redirect the child's attention when needed.
- Allow movement breaks as needed. Kids with autism and other developmental disabilities may need movement breaks.

SHARING THE GOSPEL WITH KIDS

TeamKID is a great time to share the gospel message with kids. Every TeamKID Kit provides a gospel presentation video for kids that you can use anytime you want to share the message of the gospel. Print and share “The Gospel: God’s Plan for Me” poster (item 10) and utilize “The Gospel: God’s Plan” slide during large group and closing. Consider these thoughts as you get ready to share.


- The ultimate goal of teaching the Bible is for a person to trust Jesus as his Savior when the Holy Spirit leads him to realize that he has sinned against God and is spiritually lost. The Holy Spirit is the leader in the experience, but believers have the responsibility of following the Spirit’s leading.
- Some kids have already become Christians. Others will come to that decision at different times. You will lay the foundation for making that decision while at the same time not rushing a child into a decision she is not ready to make.
- Becoming a Christian is an individual matter and discussions about conversion are more effective when conducted individually. TeamKIDs will feel freer to share true thoughts and feelings. Follow safety protocols and make sure an adult is never alone with a child.
- Remember that each person comes to this decision as the Holy Spirit leads. Kids respond at different ages.
- The questions a child asks can signal a leader that the child is considering the decision to trust in Jesus. When she asks her questions, answer simply and without pushing the child to do more than she is ready to do. More than anything, these questions indicate the child’s awareness of her need for God.
- If a child indicates a desire to become a Christian, ask her to tell you what she is thinking and feeling. Use questions that require thoughtful answers rather than just yes or no. Use language the child understands.
- You might want to use these questions: Why do you want to become a Christian? What do you think it means to be a Christian?
- Use your Bible as you share the gospel. After reading a Bible verse, be ready to explain the verse in your own words. Help the child understand unfamiliar terms such as *repent*. Refer to *The Gospel: God’s Plan for Me* booklet for Bible verses to share and kid-friendly ways to explain how to become a Christian.
- Help a child know how he can respond to Jesus. Read Romans 10:9-10,13. Review these aspects of response: Believe in your heart that Jesus alone saves you through what He’s already done on the cross. Repent, turning from self and sin to Jesus. Tell God and others that your faith is in Jesus. Refer to *The Gospel: God’s Plan for Me* booklet for ways to help kids know what they can do.
- One common misconception for kids is that being baptized makes them a Christian. Be sure they know the difference between becoming a Christian, being baptized, and joining the church.
- Help TeamKIDs to understand that the gospel changes and transforms hearts.
- Focusing on external behavior misses the heart. The gospel is about heart transformation.
- Remember that the gospel does not just save someone from sin, it also saves that person to live for God. Jesus calls His disciples to live on mission for His glory.
- Don’t forget that children are very literal. Explain any symbolism that a child might find unclear.
- Prepare yourself ahead of time so you are ready to answer kids’ questions as they arise. Be ready with Bible verses. Pray. Ask God’s leadership as you help kids grow in their understanding of salvation.

THE GOSPEL: GOD’S PLAN FOR ME booklet (CSB: 9781430066965) is sold in packs of 10 and provides a witnessing tool that emphasizes God’s plan of salvation from creation to Jesus and how we respond to the good news. Also available in ESV (9781430066958).

THE GOSPEL

GOD'S PLAN FOR ME

gos·pel [noun.] good news; the message about Christ, the kingdom of God, and salvation



GOD RULES.

The Bible tells us God created everything, including you and me, and He is in charge of everything. Genesis 1:1; Revelation 4:11; Colossians 1:16-17



WE SINNED.

We all choose to disobey God. The Bible calls this sin. Sin separates us from God and deserves God's punishment of death. Romans 3:23; 6:23



GOD PROVIDED.

God sent Jesus, the perfect solution to our sin problem, to rescue us from the punishment we deserve. It's something we, as sinners, could never earn on our own. Jesus alone saves us. John 3:16; Ephesians 2:8-9



JESUS GIVES.

He lived a perfect life, died on the cross for our sins, and rose again. Because Jesus gave up His life for us, we can be welcomed into God's family for eternity. This is the best gift ever! Romans 5:8; 2 Corinthians 5:21; 1 Peter 3:18; Ephesians 2:8-9



WE RESPOND.

Believe in your heart that Jesus alone saves you through what He's already done on the cross. Repent, turning from self and sin to Jesus. Tell God and others that your faith is in Jesus. John 14:6; Romans 10:9-10,13

GOD THE FAITHFUL PROVIDER

TODAY'S POINT: GOD CREATED THE WORLD AND EVERYTHING IN IT.

BIBLE STORY

God Created the World (Genesis 1)

KEY VERSE

LORD, your faithful love reaches to heaven, your faithfulness to the clouds.

Psalm 36:5

PARENT CONNECTION

Lead parents deeper into the Bible study and life application by sharing this session's Parent Connection (item 11).

AT A GLANCE

LARGE GROUP

- ☐ Unit 1 slide
- ☐ Session 1 slide

- ☐ Unit 1 Countdown Video
- ☐ Bibles
- ☐ Activity Pages (1 per kid)

BIBLE ACTIVITIES

SQUIGGLE ART

- ☐ Paper (1 sheet per kid)
- ☐ Crayons or markers
- ☐ Timer

DAYS OF CREATION MINI BOOKS

- ☐ "Days of Creation Mini Book and Instructions" (item 12)
- ☐ Scissors
- ☐ Crayons or markers

MISSIONS

- ☐ "The Gospel Spreads" missions video
- ☐ Allergy Alert (item 4)
- ☐ Plain o-shaped cereal
- ☐ Red and green markers
- ☐ Glue
- ☐ Construction paper
- ☐ 4 ziplock bags

GAMES

BEANBAG GRAB (PLAYBOOK, P 7)

- ☐ Beanbags (1 per kid minus 1)
- ☐ Music player and kid-friendly music
- ☐ Small gift bag
- ☐ Strips of paper

CREATION PASS (PLAYBOOK, P 10)

- ☐ 6 items that represent something created on each day of creation (2 sets)
- ☐ 4 buckets
- ☐ 10 cones or floor discs

CREATION CHAOS (PLAYBOOK, P 11)

- ☐ 6 small balls
- ☐ Poster board
- ☐ Marker
- ☐ Tape or wall tack

CLOSING

- ☐ Unit 1 "Questions with Kids" slide
- ☐ Bible
- ☐ "Key Verse" slide

- ☐ "Unit 1 Parent Connections" (item 11)

GOD CREATED THE WORLD BASED ON GENESIS 1

- In the beginning before anything else existed there was only God. This means
- He is eternal. God is the only One who did not have a beginning. He has and will
- always exist.

- **Ask:** Lead TeamKIDs to close their eyes and think about the world. Ask “What do you see?” (Allow answers from kids.) Guide them to keep their eyes closed and listen as you read a few verses from the Bible.

Read Genesis 1:1-5.

- When God created the heavens and the earth, the earth was formless and empty.
- In the beginning there was nothing. God is all powerful. He can create something
- out of nothing just by speaking it into existence. Everything was covered in
- darkness until God spoke and said, “Let there be light.”

Read Genesis 1:6-19 aloud.

- **Ask:** What did God see after each thing He created? (that it was good) What does this tell you about God? (Everything He does is good; He creates order and design; He is creative; and so forth.)

- God continued to speak things into existence. By His command, the waters
- separated from one another creating the sky, earth, and seas. Then in His
- creativity and goodness, God created order by telling the earth to produce
- seed-bearing plants and fruit trees and by creating two great lights. One light to
- rule over the day and one to rule over the night. Again God saw all that He had
- created was good. These events happened on days three and four of creation.

Read Genesis 1:20-24, or ask a TeamKID to read these verses aloud.

- On days five and six, God created every living creature. Again, the Bible tells
- us that God created all types of creatures in a specific order: every kind of sea
- creatures and birds, then living creatures on the land—animals large and small.
- But God saved a very special creation for last.

Read Genesis 1:26-31 or ask a TeamKID to read these verse aloud.

- **Ask:** What special creation did God create on day six? (man/people)

- God created people in His own image to rule over every living creature. God also
- showed that He is the Faithful Provider by providing plants and fruit-bearing trees
- so that people would have food. God made things that He knew people would need
- before people were even created. And this time God saw all that He had made, and
- it was very good indeed!

LEADER DEVOTION

OPEN THE BIBLE

Read Genesis 1:28-31 from your Bible or Bible app.

STUDY

God created the world and everything in it from nothing in only six days, and on the seventh day, He rested. In just seven days, the world went from non-existent to complete, including a day of rest from the work that was done. In those six days, God showed that He is creative, orderly, powerful, and holds all authority, He is our faithful provider.

When God created the world, He did so in an orderly way. He made the foundation on days 1-3 (light/dark, sky, land/plants/tree) and then filled those days on days 4-6 with the corresponding things He made to go in those spaces (sun/moon/stars, animals in the sky and sea, land animals and people). God made all of those things before He created people. He had intentionality in His design, both for the world and the people who would cultivate it.

In this first session, help kids focus on who God is and His faithfulness in providing for people. Even before we were created, God made things He knew we would need. Help kids to see that God is faithful to keep His promises.

CONSIDER

- How do you see God's power and authority displayed in Genesis 1?
- How do you see God's provision for His people displayed?
- What does God's provision in creation teach you about how God cares for you?

LARGE GROUP (20–30 MINUTES)

OPENING ACTIVITY: RHYME IT (5–10 MINUTES)

No supplies needed.

Welcome TeamKIDs as they arrive. Consider playing the “Unit Countdown” video to get started.

Direct kids to stand in a large circle. Explain that you will call out a word and the person to your right will say a word that rhymes with it. The next person will say another rhyming word. Continue until everyone in the circle has a turn. If a player cannot think of a word or uses a word that does not rhyme, encourage others to help with suggestions. Suggestions include light, good, sea, sky, tree, star, day, bird, people, kind, and so forth.

- **Say:** You all did a great job rhyming! In today’s Bible study we will learn what the words I gave you
- have in common. Let’s open our Bibles to the first book in the Old Testament to discover how all
- these words are connected.

Consider writing the suggested words on index cards. Allow kids to pick one card at a time and make up words to rhyme with the word on the card.

BIBLE STUDY: GOD CREATED THE WORLD (15–20 MINUTES)

Provide: Bibles, Activity Pages (1 per kid)

Invite kids to turn to Genesis 1 in their Bibles and follow along as you lead the Bible study.

- **Say:** Today we are going to start at the beginning—the very, very beginning
- of time—in Genesis. The word genesis actually means “an origin, creation, or
- beginning.” In the Bible, the book of Genesis tells us all about the beginning of the
- world, people, sin, and God’s faithful promise to send a Savior.

Consider marking Bible passages for kids to read during Bible study. (Younger children may need help reading.) Utilize the unit and session slides as needed.

DEFINE IT:

GENESIS—an origin, creation, or beginning

FAITHFUL—trustworthy or dependable

GOD CREATED THE WORLD BASED ON GENESIS 1

- In the beginning before anything else existed there was only God. This means
- He is eternal. God is the only One who did not have a beginning. He has and will
- always exist.

- **Ask:** Lead TeamKIDs to close their eyes and think about the world. Ask “What do you see?” (Allow answers from kids.) Guide them to keep their eyes closed and listen as you read a few verses from the Bible.

Read Genesis 1:1-5.

- When God created the heavens and the earth, the earth was formless and empty.
- In the beginning there was nothing. God is all powerful. He can create something
- out of nothing just by speaking it into existence. Everything was covered in
- darkness until God spoke and said, “Let there be light.”

Read Genesis 1:6-19 aloud.

- **Ask:** What did God see after each thing He created? (that it was good) What does this tell you about God? (Everything He does is good; He creates order and design; He is creative; and so forth.)

- God continued to speak things into existence. By His command, the waters
- separated from one another creating the sky, earth, and seas. Then in His
- creativity and goodness, God created order by telling the earth to produce
- seed-bearing plants and fruit trees and by creating two great lights. One light to
- rule over the day and one to rule over the night. Again God saw all that He had
- created was good. These events happened on days three and four of creation.

Read Genesis 1:20-24, or ask a TeamKID to read these verses aloud.

- On days five and six, God created every living creature. Again, the Bible tells
- us that God created all types of creatures in a specific order: every kind of sea
- creatures and birds, then living creatures on the land—animals large and small.
- But God saved a very special creation for last.

Read Genesis 1:26-31 or ask a TeamKID to read these verse aloud.

- **Ask:** What special creation did God create on day six? (man/people)

- God created people in His own image to rule over every living creature. God also
- showed that He is the Faithful Provider by providing plants and fruit-bearing trees
- so that people would have food. God made things that He knew people would need
- before people were even created. And this time God saw all that He had made, and
- it was very good indeed!

GOING DEEPER

- **Say: God created the world and everything in it.** Even before God made people, He created everything people would need to live and thrive. God made the land and water, fish and animals, every kind of tree and food. All of these creations were made for God's glory, and God established what people would need before they even needed it. This teaches us that God loves His creation, especially people, and provides for them in a special way.

QUESTIONS TO PONDER

Read and discuss the questions below. Encourage TeamKIDs to use their Bibles to support their answers.

Younger Kids

- What existed before the creation of the world? (Only God. Genesis 1:1)
- What does *faithful* mean? (trustworthy or dependable)
- How did God show His faithfulness even before people existed? (God created things people would need even before He created people. Genesis 1:26-31)

Older Kids

- In Genesis 1, we find six different times where God says His creation is good or very good. (See Genesis 1:10,12,18,21,25,31.) Why do you think this statement was important enough to repeat six times?
- Verse 31 adds the words, "very good indeed." What do you think is significant about adding those words? (These words imply contentment or that God was pleasantly pleased with His work.)
- What does the story of creation teach us about God? (God is faithful, creative, orderly, powerful, and so forth. Genesis 1:2-30)

CONNECT

Lead kids to complete side one of their activity pages. If older and younger TeamKIDs are together, consider forming two groups.

Guide kids to turn to the back page of their activity pages to complete the "No Daily Doubles" activity. Remind kids that **God created the world and everything in it**. God is our Faithful Provider. He gives us what we need.

Review today's Key Verse and ask kids to take turns explaining what the verse means. Explain that God created the things He knew we would need before we existed. He created the sun to provide warmth, the moon and stars to provide light, water for us to drink, land for us to live on, and food for us to eat. God is always faithful.

PRAY

Lead kids to pray, thanking God for all the amazing things He created. Thank God for providing everything He knew we would need.

BIBLE ACTIVITIES (10–15 MINUTES)

OPTION 1: SQUIGGLE ART

Provide: Paper (1 sheet per kid), crayons or markers, timer

- Give each child a sheet of paper and a crayon or marker. Direct kids to draw a squiggle on their papers. Invite kids to use the squiggle to draw something that God created. After two to three minutes, trade with a friend and continue drawing.
- Continue trading papers for several rounds. Then direct kids to give the papers back to their original owners. Discuss the items that the kids drew.
- Remind kids that **God created the world and everything in it** from nothing. When we create or make something, we have to start with something that has already been created just like we started with the squiggle line to make our artwork.

OPTION 2: DAYS OF CREATION MINI BOOKS

Provide: "Days of Creation Mini Book and Instructions" (item 12), safety scissors, crayons or markers

To Do: Print out one mini book for each child. Print out a copy of the instructions.

- Give each child a copy of the mini book and a pair of scissors.
- Use the instructions to lead kids through the steps to make their books.
- Guide kids to use Genesis 1 to locate the things God created on each day. Direct them to write the number for the day of creation and then draw a picture in the frame of what God made on that day. For example, on Day 1 they might color half of the inside of the frame yellow and the other half black to represent day and night. Note: Remind kids that the sun and moon were not created until Day 4.
- Restate that **God created the world and everything in it**. Discuss how God created everything in order. He created everything people would need before creating people.

MISSIONS (10–15 MINUTES)

Provide: "The Gospel Spreads" missions video, Allergy Alert (item 4), plain o-shaped cereal, red and green markers, glue, construction paper, 4 ziplock bags

To Do: Cue the "The Gospel Spreads" missions video. Separate the cereal into 4 ziplock bags.

Form four groups. Give each group a ziplock bag, markers, glue, and paper. Direct kids to each count out thirty pieces of cereal. Instruct them not to eat the cereal.

Play the video.

- **Say:** How much of the world still needs to hear about Jesus? About one-third of the world's population has yet to hear the gospel. Did you know that one-third of thirty is ten?

Invite kids to color ten of their cereal o's red and the other twenty green. Then, glue them to their paper however they choose.

- **Say:** Missionaries all over the world are spreading the gospel, and many people are hearing the good news about Jesus. Still, there are billions of people who have never heard about why Jesus came or how He loves us. You can be a part of spreading the gospel by praying for missionaries who are telling others about Jesus and asking God to send more missionaries.

Invite each group to pray together for people to know Jesus.

GAMES (15–20 MINUTES)

Choose from the following games in the TeamKID Playbook.

UNIT GAME: BEANBAG GRAB (PLAYBOOK PAGE 7)

Provide: Beanbags (1 per player minus 1), music player and kid-friendly music, small gift bag; strips of paper

To Do: Write one command on each strip of paper. Some examples include: stand on one foot and say the Key Verse; flap your arms and tell one thing you learned today; and so forth. Place the strips in the bag.

- Place beanbags in a circle on the floor. Direct players to form a circle around the beanbags. Explain that when the music plays, players will march to the beat around the circle. When the music stops, players will rush to grab a beanbag. The player without a beanbag will pull one of the strips from the bag. All the players will follow the command or answer the question.
- Debrief: Remind kids that God is the Creator of the world and everything in it. Because God created everything, He is in charge of all creation. He is faithful to provide for the things He created and to keep His promises to His people.

CREATION PASS (PLAYBOOK PAGE 10)

Provide: 6 items that represent something created on each day of creation (2 sets; examples: flashlight, blue paper for sky, a piece of fruit, a star ornament, stuffed fish or bird, toy person or baby doll); 4 buckets; 10 cones or floor discs

Teacher Tip:
If you cannot find items to represent each day, use small balls and write the name of the items on the balls. Set up extra lines or add more cones if you have a large group.

- Set up two lines with a bucket at each end and the cones or markers spread between them. Place the items representing creation in the starting bucket. Form two teams and ask one player from each team to stand next to each of their team's buckets. Remaining players from each team will stand at one of the markers between the cones. The first player on each team will take out the item representing Day 1 and pass it to the next player in line. Players on the markers will pass the item one-by-one to the next player, and the last player will place the item in the bucket. Once the item is in the bucket, the next item can be passed down the line. If the wrong item is selected or the item is dropped, the item goes back to the start to begin again.
- Debrief: Remind kids that **God created the world and everything in it**. Discuss each item and the order in which it was created. Discuss how the item shows that God provided for people before they existed. For example, the sun provides warmth and growth, the fruit trees and seed-bearing plants provide food, and so forth. Remind kids that God is our Faithful Provider.

CREATION CHAOS (PLAYBOOK PAGE 11)

Provide: 6 small balls, poster board, marker, tape or wall tack

To Do: Write Today's Point (God created the world and everything in it) on the poster board. Attach to a focal wall in the room.

- Lead players to stand in a circle. Explain that you will give one ball to a player, the player will say the first word of the Today's Point and pass the ball to the player on her right who will state the next word in the point. Continue passing the ball. When players get to the last word, introduce another ball into the circle and pass both balls while repeating the words to the point. Try to work in all six balls going around the circle. Challenge players to pass the balls quickly and carefully.

- **Debrief:** Ask players what the significance of using six balls might be. (God created the world in six days.) Ask TeamKIDS how they felt as more balls were introduced to the game. Hopefully, they will point out how chaotic or out of control the game felt. Explain that even though our game may have felt chaotic and out of control, God is orderly and His creation of the world was never chaotic but followed a pattern and order. Everything was created in just the right order for when it would be needed to provide for His very special creation—people!

CLOSING (5–10 MINUTES)

QUESTIONS WITH KIDS

Provide: “Questions with Kids” Slide

Display the “Questions with Kids” slide.

- **Ask:** How does knowing God provided everything people would need before people existed help you know God is faithful?

Be prepared to discuss any questions kids may have about responding to the gospel. See page 12 for leader helps on engaging in these conversations!

Lead TeamKIDS to discuss and share their responses. Help kids understand that we can always depend on God to provide what we need and do what is best for us. The Bible tells us that God will provide for and take care of His creation and that means we can depend on Him to be our Faithful Provider.

KEY VERSE

Provide: Bible, “Key Verse” Slide, “Unit 1 Parent Connections” (item 11)

Lead TeamKIDS to say and discuss today’s Key Verse. Point out that the verse says God’s faithful love reaches to the heavens and His faithfulness to the clouds. Ask kids if they can measure how far it would be to reach the clouds. Share that those are hard distances for us to imagine or measure, and that is the point! God used these words to help us see that there is no limit to His love and faithfulness.

PRAY

Lead a closing prayer, or ask for a volunteer to pray. Thank God for His limitless love and faithfulness to us and for all that He has provided.

DISMISS

Revisit the “Rhyme It” activity from the Opening Activity. Direct kids to form a circle and play the game again, allowing kids to select their own words from the Bible study to rhyme. Follow the same rules as previously used.

Shrink the circle and start another round as kids are picked up by their parent or guardian. Give each child her personal belongings, activity page, and a Parent Connection as she is dismissed.

GOD IS ALWAYS FAITHFUL

TeamKID: Faithful Promises will lead kids to discover the steadfast faithfulness of God through Old Testament promises. Kids will explore the details of the major covenants promised in the Old Testament and connect the bigger reality of God's faithfulness to their every circumstance. Through the covenants God made to Adam, Noah, Moses, David, and others, kids will connect to the God of steadfast faithfulness, even when we are unfaithful, and see how all of God's promises are ultimately fulfilled in Jesus.

Lifeway™kids

lifeway.com/teamkid

SESSION | PARENT CONNECTION

GOD, THE FAITHFUL PROVIDER

TODAY'S POINT: GOD CREATED THE WORLD AND EVERYTHING IN IT.

BIBLE STORY

God Created the World (Genesis 1)

KEY POINTS

- God is eternal. He existed before there was anything else. God has no beginning and no end.
- God created the world and everything in it from nothing in six days by speaking everything into existence. He is the God of creativity, order, and all authority.
- God showed that He is our faithful provider. He provided everything people would need before they even existed.

KEY VERSE: Psalm 36:5

FAMILY READING

Genesis 1:28-31

DISCUSSION QUESTIONS

- What do these verses teach us about God?
- How does knowing God provided everything people would need before they existed help us know God is faithful?
- What things can we be thankful for that God has provided?

LORD,
your
faithful love
reaches to
heaven, your
faithfulness to
the clouds.
Psalm 36:5

11. Unit 1 Parent Connections • TeamKID: Faithful Promises • Print and cut in half to distribute.

© Lifeway 2023

SESSION | PARENT CONNECTION

GOD, THE FAITHFUL PROVIDER

TODAY'S POINT: GOD CREATED THE WORLD AND EVERYTHING IN IT.

BIBLE STORY

God Created the World (Genesis 1)

KEY POINTS

- God is eternal. He existed before there was anything else. God has no beginning and no end.
- God created the world and everything in it from nothing in six days by speaking everything into existence. He is the God of creativity, order, and all authority.
- God showed that He is our faithful provider. He provided everything people would need before they even existed.

KEY VERSE: Psalm 36:5

FAMILY READING

Genesis 1:28-31

DISCUSSION QUESTIONS

- What do these verses teach us about God?
- How does knowing God provided everything people would need before they existed help us know God is faithful?
- What things can we be thankful for that God has provided?

LORD,
your
faithful love
reaches to
heaven, your
faithfulness to
the clouds.
Psalm 36:5

11. Unit 1 Parent Connections • TeamKID: Faithful Promises • Print and cut in half to distribute.

© Lifeway 2023

1. Fold the paper in half, text on the outside, bottom to top, short edges together.

2. Fold the paper in half again, bottom to top.

3. Fold the paper from left to right.

4. Open your paper. There will be eight folded sections.

5. Turn the paper over and fold again along the same lines, then unfold. This will help the pages work better later.

6. Fold the paper in half, as in Step 1, with the text on the outside. With the fold at the bottom, cut from the folded edge to the center crease of the paper (the dark line in the Step 6 illustration).

7. Unfold the paper completely.

8. Fold the paper in half, long sides together. The cut you made should be on top.

9. Hold the sides of the paper and push inward. With a little coaxing, the paper should pop outward at the center fold, creating eight pages for your book!

