



GOOD NEWS

KIDS LEADER GUIDE BOOK 1

SESSIONS 1–18
+ 2 BONUS SESSIONS

Lifeway Press®
Nashville, TN

EDITORIAL TEAM KIDS MINISTRY PUBLISHING

Chuck Peters
Director, Kids Ministry

Jeremy Carroll
Publishing Manager,
VBS & Kids Discipleship

Rhonda VanCleave
Publishing Team Leader

Sarah McLean
Beth Steward
Writers

Kayla Stevens
Content Editor

Bethany Phillips
Production Editor

Alli Quattlebaum
Graphic Designer

© Copyright 2022 Lifeway Press®

No part of this work may be reproduced or transmitted in any form or by any means, electronic or mechanical, including photocopying and recording, or by any information storage or retrieval system, except as may be expressly permitted in writing by the publisher.

Requests for permission should be addressed in writing to
Lifeway Press®
One Lifeway Plaza
Nashville, TN 37234

Dewey Decimal Classification
Number: 268.432
Subject Heading:
Discipleship—Curricula\God\Bible—Study
Dewey Decimal Classification Number:
248.82
Subject Heading:
CHRISTIAN LIFE \ JESUS CHRIST—
TEACHINGS

Printed in the United States of America

Kids Ministry Publishing
Lifeway Church Resources
One Lifeway Plaza
Nashville, Tennessee 37234

We believe the Bible has God for its author; salvation for its end; and truth, without any mixture of error, for its matter and that all Scripture is totally true and trustworthy.

To review Lifeway's doctrinal guideline, please visit lifeway.com/doctrinalguideline.

All Scripture quotations are taken from the Christian Standard Bible®, Copyright © 2017 by Holman Bible Publishers. Used by permission. Christian Standard Bible® and CSB® are federally registered trademarks of Holman Bible Publishers.

TeamKID® is a registered trademark of Lifeway.

TABLE OF CONTENTS

TeamKID: Good News will take kids on a journey through the four Gospel books, which tell us about who Jesus is and why He came. TeamKIDs will explore the good news of the Gospels through each book's themes and purposes and learn how each account of the same story seamlessly weaves different details together to share the good news of Jesus and the kingdom of God.

TeamKID Printable Items..... 4

What Does a TeamKID Session
Look Like? 5

TeamKID Schedules..... 6

TeamKID Resources..... 7

Promoting TeamKID 8

Getting to Know Your TeamKIDs 9

Sharing the Gospel with Kids 12

The Gospel: God's Plan for Me 13

UNIT 1: THE PROMISED KING

___ 1. The Promise 14

___ 2. The Family22

___ 3. The Arrival..... 30

___ 4. The Messenger38

___ 5. The Son 46

___ 6. The Call 54

___ 7. The Ministry Begins 62

___ 8. The Kingdom of God 70

___ 9. The Way to the Kingdom78

FILL IN THE DATES IN THE BLANKS
TO HELP WITH PLANNING!

UNIT 2: THE KING'S POWER

___ 10. The Healer 86

___ 11. The Creator 94

___ 12. The Forgiver..... 102

___ 13. The Compassionate One110

___ 14. The Sender118

___ 15. The One to Come..... 126

___ 16. The Lawgiver 134

___ 17. The Sower 142

___ 18. The Son of God 150

BONUS SESSIONS

___ 1. Who Is Jesus? 158

___ 2. The Shepherds
Worshiped Jesus..... 166

Use additional
bonus sessions as
needed throughout
the semester.

TEAMKID PRINTABLE ITEMS

GENERAL HELPS

Clip Art

1. Administrative Guide
2. Volunteer Application Form
3. TeamKID Registration Card
4. Allergy Alert
5. Parent Letter
6. 15 Easy Steps for Promotion
7. Leading a TeamKID Session
8. World Map
9. Books of the Bible Poster
10. The Gospel: God's Plan for Me

UNIT 1: THE PROMISED KING

11. Unit 1 Parent Connections

SESSION 1

12. Road Signs
13. Exploration Cards

SESSION 2

14. Jesus' Genealogy
15. David Livingstone Photo
16. David Livingstone's Important Mission

SESSION 4

17. Worthy Family Photos

SESSION 5

18. Events in History

SESSION 6

19. Bingo Board
20. Missions Story

SESSION 7

21. Can You See It?
22. Bible Book Spinner

SESSION 8

23. Groups of Five
24. Lattes for Lottie

SESSION 9

25. Williams Family Photo
26. Interview with Bobby Williams

UNIT 2: THE KING'S POWER

27. Unit 2 Parent Connections

SESSION 10

28. Houses

SESSION 11

29. In the Dark
30. Amy Carmichael Photo

SESSION 12

31. Hidden Passage Cards

SESSION 13

32. Medical Missions in Thailand

SESSION 15

33. Scripture Reference Cards
34. Send Relief Gifts

SESSION 16

35. Guess Who Clues

SESSION 17

36. Bible Trivia
37. Send Relief Helps People

SESSION 18

38. Haun Family Photos

BONUS SESSIONS

64. Bonus Unit Parent Connections

BONUS SESSION 2

65. Lottie Moon Kits for Kids

VIDEO MENU

Missionary Explorer, David Livingstone
Gospel Party
Gospel Fills the Airwaves
Bibles and Coffee
Intro to Amy Carmichael
Medical Missions Starts Churches
Gifts of Hope
How to Send Relief

Bonus Video:
Use Your One Life

WHAT DOES A TEAMKID SESSION LOOK LIKE?

LARGE GROUP (20–30 MINUTES, + 10 MINUTES FOR EXPANDED)

Led by the main leader, large group uses fun, innovative methods to make the learning different from other times of learning. The beginning of large group encourages kids to work together by participating in a group activity or game. The leader introduces TeamKIDs to the session content, followed by an interactive Bible study. Kids activate various learning styles and engage in critical thinking skills of key Bible concepts through active learning activities provided in the TeamKID activity book. The group then has the option to separate into age-appropriate groups for deeper discussion and prayer.

ROTATION OPTIONS

BIBLE ACTIVITIES (10–15 MINUTES, + 5 MINUTES FOR EXPANDED)

This rotation of a TeamKID session presents fun, hands-on activities to help kids learn key Bible concepts, study their Bibles deeper, and work on Scripture memorization, Bible skills, and deeper understanding. There are two options available for leaders to customize to maximize the group's schedule.

MISSIONS (10–15 MINUTES, + 5 MINUTES FOR EXPANDED)

The missions rotation invites kids to experience a missionary and/or missionary family through a missions video or activity. It encourages kids in finding ways they can live “on mission” in their homes and community.

The missions videos can be found in the Leader Kit (DVD-ROM or digital downloads). A separate missions DVD with video content only is sold at lifeway.com/teamkid. Leaders can utilize this DVD for teams of two or more teams with revolving rotation schedules.

TeamKID: Good News Missions DVD (9781087766836)

GAMES (15–20 MINUTES, + 5 MINUTES FOR EXPANDED)

The games rotation reinforces the truths from the session through high energy games and activities. The recreation leader chooses from up to three TeamKID games, including a unit bonus game to customize the exciting experience for kids. Provide the recreation leader with the *TeamKID: Good News Playbook* (provided in the Good News Leader Kit) to lead this time. Game explanations, supplies, and debriefing can also be found in the leader guide.

CLOSING (5–10 MINUTES, + 5 MINUTES FOR EXPANDED)

This final rotation brings all TeamKIDs back together to refocus and recap what was presented in the session. TeamKIDs recall the key points, Key Verse, and action steps of their time together. They also play a fun game that reinforces key truths as adults arrive to pick up their children for dismissal.

*See next page for sample schedules.

TEAMKID SCHEDULES

RECOMMENDED SCHEDULE: 1 HOUR AND 30 MINUTES

LARGE GROUP	30 MIN
BIBLE ACTIVITIES	15 MIN
MISSIONS	15 MIN
GAMES	20 MIN
CLOSING	10 MIN

EXPANDED SCHEDULE: 2 HOURS

LARGE GROUP	40 MIN
BIBLE ACTIVITIES	20 MIN
MISSIONS	20 MIN
GAMES	25 MIN
CLOSING	15 MIN

CONDENSED SCHEDULE: 1 HOUR

LARGE GROUP	20 MIN
BIBLE ACTIVITIES	10 MIN
MISSIONS	10 MIN
GAMES	15 MIN
CLOSING	5 MIN

CREATE YOUR SCHEDULE: TIME GOAL: _____

BONUS SESSIONS

New bonus sessions are included in each leader guide. Two sessions are created for the first semester and two sessions for the second semester. Utilize these sessions around the Christmas and Easter holidays, school breaks, weekend retreats, church conferences, and more!

TEAMKID RESOURCES

The following resources can make running TeamKID: Good News easier for you and more fun for kids.

TEAMKID: GOOD NEWS LEADER KIT

(9781087766782)

TeamKID: Good News Digital Leader Kit (9781087778129)

The Leader Kit provides a leader guide, printable downloads, missions videos, and general instructions on setting up and administering TeamKID. The printable downloads contain reproducible items for assisting in teaching each session, and at-home parent connections. This resource can be a one-time purchase per church.



TEAMKID: GOOD NEWS ACTIVITY BOOKS

TeamKID: Good News Older Kids Activity Book (9781087766829)


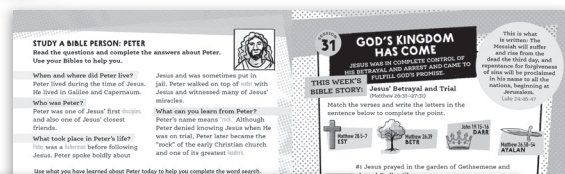
TeamKID: Good News Younger Kids Activity Book (9781087766829)

The Good News activity books contain materials for 36 sessions of TeamKID + 4 bonus sessions. Use one perforated activity page for each child. Each activity page contains fun activities to help children understand and apply the teaching concept of the session.



TEAMKID: GOOD NEWS MISSIONS DVD (9781087766836)

Includes all the missions videos for churches who want to purchase a DVD per missions rotation.



PROMOTING TEAMKID

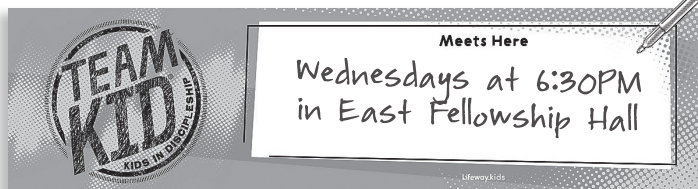
Getting children to participate in TeamKID should be your first goal. But how can you attract children and parents who have busy schedules? Good, effective promotion is the key.

Your publicity may include phone calls, personal visits, mail-outs, displays, bulletin boards, posters, handouts, announcements, newsletters or newspaper articles, and a host of other approaches. See the clip art and promotion ideas included in the Printables for more ways to promote TeamKID.

TEAMKID BANNER

(9781415822265)

Use the TeamKID Banner to tell the community that TeamKID meets at your church.



TEAMKID MOTTO BANNER


(9781415835333)

Use the TeamKID Banner to tell the community that TeamKID meets at your church.

TEAMKID PENCILS (9780767327954)

TEAMKID T-SHIRTS

Includes all the missions videos for churches who want to purchase a DVD per missions rotation.



YOUTH SMALL (9781087766836)

YOUTH MEDIUM (9781087766836)

YOUTH LARGE (9781087766836)

ADULT SMALL (9781087766836)

ADULT MEDIUM (9781087766836)

ADULT LARGE (9781087766836)

ADULT X-LARGE (9781087766836)

ADULT 2X-LARGE (9781087766836)

GETTING TO KNOW YOUR TEAMKIDS

TeamKID is designed for kids in grades 1–6. This multi-age resource engages kids in various stages of childhood as they grow deeper in faith through discipleship.

During TeamKID, kids have the opportunity to see how a personal relationship with Jesus Christ is crucial. They can learn that they can trust Jesus every step of the way. To help you lead kids of this age to begin and grow their relationships with Jesus, here are a few things to keep in mind.

YOUNGER KIDS (GRADES 1–2)

- 1st and 2nd graders shift quickly from one activity to the next and are extremely active. They benefit from a variety of high, moderate, and low energy activities. They use their entire bodies to learn. They benefit from learning experiences that incorporate all senses.
- 1st and 2nd graders love discovering things and having opportunities to be creative. They benefit from activities like solving simple codes, playing games, or retelling the Bible story through drama.
- 1st and 2nd graders are learning to view Jesus as a friend and are beginning to feel the need to trust Jesus as Savior. They benefit from teachers who lovingly share information about what becoming a Christian means without putting pressure on them to make an immediate decision. Children should be reassured that it's OK if they don't feel God's Holy Spirit leading them to trust Jesus right now.
- 1st and 2nd graders are limited in their ability to think abstractly. They benefit from teachers who explain things clearly in simple terms without the use of abstract object lessons or analogies. They understand better when directions are short and simple.
- 1st and 2nd graders are focused on their own needs and moving toward independence. They benefit from simple rules and routines that are consistent. However, they like opportunities to make simple choices.
- 1st and 2nd graders are sensitive and desire approval. They can experience sudden mood swings. They benefit from positive words and encouraging facial expressions. They respond to teachers who listen to them and are patient with them during trying times.

Leader
Tip: to become more familiar with first and second graders, consider watching television programming aimed at this age group, visiting the children's section of a bookstore, and walking down the toy aisles of a local department store.

OLDER KIDS (GRADES 3–4)

PHYSICALLY AND SOCIALLY

- Are active, energetic, and enthusiastic by nature and need an outlet for those physical characteristics with active learning experiences.
- Are in the process of building relationships, usually loyal to their friends (generally of the same gender), and want to be helpful to the group or team.
- Like to work in groups and focus on fairness.
- Do not want to call attention to themselves or be compared to others. They are more comfortable playing a game or answering questions as part of a group.
- Are beginning to take more responsibility for their actions.

SPIRITUALLY

- Are developing values and thinking in terms of right or wrong instead of good and bad.
- Are learning that the Bible tells of God's plan of salvation.
- Can memorize short Bible passages and learn and apply Bible truths about salvation.
- Can ask serious questions about religion.
- Can follow the examples, teachings, and commandments of Jesus.
- Are aware that God loves and values all people.

EMOTIONALLY

- Are increasing in their self concept. Can be strong-willed at times as they seek ways to show independence.
- Can be anxious, withdrawn, tend to complain, and are often hesitant to try new activities. Are generally sensitive, their feelings are hurt easily, and they cry easily.

BIBLE SKILLS

- Are able to locate some books in the Bible.
- Can locate books of the Bible by using the contents page or with a teacher's assistance.
- Can find information asked for by reading a verse or passage.
- Can pronounce some of the names of Bible people, places, and things.
- Can discover and apply truths in a Bible passage.
- Learn Bible truths never change.
- Begin to use the Bible for daily Bible reading.
- Know the Bible teaches people how God wants them to live.

PRETEENS (GRADES 5–6)

UNDERSTAND HOW PRETEENS DEVELOP

Preteens can appear to be constantly on the go and are experiencing growth spurts. They can memorize easily, think quickly, and solve problems for themselves. Many preteens enjoy sports, competition, and active games, yet they are worried about fitting in and rejection. Preteens need you to remember that they develop at different rates. They do not all have the same skills and abilities. Plan activities that use gross motor skills (such as games) and fine motor skills (such as crafts). Give preteens choices whenever possible.

UNDERSTAND HOW PRETEENS THINK

Preteens seem slow to respond but are creative, imaginative, and curious. They are critical of themselves and others. They are beginning to question authority and expect perfection. Preteens experience emotional highs and lows and may exhibit oppositional behaviors at times. Preteens need you to listen to and respect their ideas. They want to feel needed, accepted, and loved at church. Try to capitalize on the fact that preteens have a good sense of humor to de-escalate any conflicts that may arise.

Leader Tip: to become more familiar with 3rd and 4th graders, consider watching television programming aimed at this age group, visiting the children's section of a bookstore, and walking down the toy aisles of a local department store. Ask kids you know what social media influencers they are following and what video games they are playing, as well.

UNDERSTAND PRETEENS' SPIRITUAL GROWTH

Preteens can be sensitive to conviction from the Holy Spirit and are developing a value system based on their own understanding of biblical principles. They are beginning to apply the biblical truths they are learning in Bible study to their lives. Preteens need you to openly answer spiritual questions using the Bible as your guide. They need you to model Christian attitudes and actions and be a Christian mentor.

KIDS WITH SPECIAL NEEDS

Kids with special needs may struggle with one or more of the following disabilities: physical, developmental/learning, behavioral/emotional, or sensory impairment. Physical disabilities affect a preteen's movement and motion. Learning disabilities impact the way preteens process and understand information. Behavioral and emotional disabilities are characterized by difficulties paying attention and building and maintaining relationships with peers and teachers. Sensory impairments include vision or hearing loss or impairments, feeding issues, tactile (touch) sensitivity, and spatial awareness difficulties.

Use the following modifications to help kids or preteens with special needs in your classroom:

- Make sure rooms are uncluttered and organized. Too many decorations in one area can distract preteens and cause anxiety, especially among those with attention related disabilities and sensory impairments. Ensure there are free and clear areas so those with mobility issues can easily walk or move through in a wheelchair.
- Provide oral instructions and repeat instructions as needed. Break down instructions for crafts, games, and other learning activities into smaller, manageable tasks. Kids with learning and/or behavioral/emotional disabilities struggle when hearing several instructions at once. If possible, demonstrate how to complete tasks.
- When needed, find a buddy to work alongside the preteen. This will help establish relationships, trust, and consistency. A buddy could be an extra adult helper or student helper.
- Use a positive approach to feedback. It may be easy to feel impatient when dealing with kids and preteens with behavioral or emotional disorders. Try to maintain a calm response despite any disruptive behaviors. Redirect the child's attention when needed.
- Allow movement breaks as needed. Kids with autism and other developmental disabilities may need movement breaks.

SHARING THE GOSPEL WITH KIDS

TeamKID is a great time to share the gospel message with kids. Every TeamKID Kit provides a gospel presentation video for kids that you can use anytime you want to share the message of the gospel. Print and share “The Gospel: God’s Plan for Me” poster (item 10) and utilize “The Gospel: God’s Plan” slide during large group and closing. Consider these thoughts as you get ready to share.


- The ultimate goal of teaching the Bible is for a person to trust Jesus as his Savior when the Holy Spirit leads him to realize that he has sinned against God and is spiritually lost. The Holy Spirit is the leader in the experience, but believers have the responsibility of following the Spirit’s leading.
- Some kids have already become Christians. Others will come to that decision at different times. You will lay the foundation for making that decision while at the same time not rushing a child into a decision she is not ready to make.
- Becoming a Christian is an individual matter and discussions about conversion are more effective when conducted individually. TeamKIDs will feel freer to share true thoughts and feelings. Follow safety protocols and make sure an adult is never alone with a child.
- Remember that each person comes to this decision as the Holy Spirit leads. Kids respond at different ages.
- The questions a child asks can signal a leader that the child is considering the decision to trust in Jesus. When she asks her questions, answer simply and without pushing the child to do more than she is ready to do. More than anything, these questions indicate the child’s awareness of her need for God.
- If a child indicates a desire to become a Christian, ask her to tell you what she is thinking and feeling. Use questions that require thoughtful answers rather than just yes or no. Use language the child understands.
- You might want to use these questions: Why do you want to become a Christian? What do you think it means to be a Christian?
- Use your Bible as you share the gospel. After reading a Bible verse, be ready to explain the verse in your own words. Help the child understand unfamiliar terms such as repent. Refer to *The Gospel: God’s Plan for Me* booklet for Bible verses to share and kid-friendly ways to explain how to become a Christian.
- Help a child know how he can respond to Jesus. Read Romans 10:9-10,13. Review these aspects of response: Believe in your heart that Jesus alone saves you through what He’s already done on the cross. Repent, turning from self and sin to Jesus. Tell God and others that your faith is in Jesus. Refer to *The Gospel: God’s Plan for Me* booklet for ways to help kids know what they can do.
- One common misconception for kids is that being baptized makes them a Christian. Be sure they know the difference between becoming a Christian, being baptized, and joining the church.
- Help TeamKIDs to understand that the gospel changes and transforms hearts.
- Focusing on external behavior misses the heart. The gospel is about heart transformation.
- Remember that the gospel does not just save someone from sin, it also saves that person to live for God. Jesus calls His disciples to live on mission for His glory.
- Don’t forget that children are very literal. Explain any symbolism that a child might find unclear.
- Prepare yourself ahead of time so you are ready to answer kids’ questions as they arise. Be ready with Bible verses ready to use. Pray. Ask God’s leadership as you help kids grow in their understanding of salvation.

THE GOSPEL: GOD’S PLAN FOR ME booklet (CSB: 9781430066965) is sold in packs of 10 and provides a witnessing tool that emphasizes God’s plan of salvation from creation to Jesus and how we respond to the good news. Also available in ESV (9781430066958).

THE GOSPEL

GOD'S PLAN FOR ME

gos·pel [noun.] good news; the message about Christ, the kingdom of God, and salvation



GOD RULES.

The Bible tells us God created everything, including you and me, and He is in charge of everything. Genesis 1:1; Revelation 4:11; Colossians 1:16-17



WE SINNED.

We all choose to disobey God. The Bible calls this sin. Sin separates us from God and deserves God's punishment of death. Romans 3:23; 6:23



GOD PROVIDED.

God sent Jesus, the perfect solution to our sin problem, to rescue us from the punishment we deserve. It's something we, as sinners, could never earn on our own. Jesus alone saves us. John 3:16; Ephesians 2:8-9



JESUS GIVES.

He lived a perfect life, died on the cross for our sins, and rose again. Because Jesus gave up His life for us, we can be welcomed into God's family for eternity. This is the best gift ever! Romans 5:8; 2 Corinthians 5:21; 1 Peter 3:18; Ephesians 2:8-9



WE RESPOND.

Believe in your heart that Jesus alone saves you through what He's already done on the cross. Repent, turning from self and sin to Jesus. Tell God and others that your faith is in Jesus. John 14:6; Romans 10:9-10,13

THE PROMISE

TODAY'S POINT: JESUS IS THE ONE GOD PROMISED TO SEND.

BIBLE STORY

God's Promised One (Genesis 1-3:15;
John 1:1-19)

PARENT CONNECTION

Lead parents deeper into the Bible study and life application by sharing this session's Parent Connection (item 11).

KEY VERSE

In the beginning was the Word, and the Word was with God, and the Word was God. John 1:1

AT A GLANCE

LARGE GROUP

- ☐ Unit 1 slide
- ☐ Session 1 slide
- ☐ Unit 1 Countdown Video

- ☐ "Road Signs" (item 12)
- ☐ Tape (tape signs around the room)
- ☐ Bibles
- ☐ Activity Books

BIBLE ACTIVITIES

MAKE A TENT

- ☐ Various supplies to make a tent (blankets, chairs, pillows, sheets, and so forth).

VERSE CHALLENGE

- ☐ Dry erase board
- ☐ Dry erase marker

MISSIONS

- ☐ "Missionary Explorer, David Livingstone" missions video
- ☐ "World Map" (item 8)
- ☐ "Exploration Cards" (item 13)

GAMES

CATERPILLAR CRAWL (PLAYBOOK, P 7)

- ☐ Index cards—write one word of the Key Verse on each card, one set of cards per team

TAIL TAG (PLAYBOOK, P 10)

- ☐ *No supplies needed

STICKY NOTE RACE (PLAYBOOK, P 11)

- ☐ Sticky notes (2 sets, numbered 1-9)
- ☐ Stickers

CLOSING

- ☐ Unit 1 "Questions with Kids" slide
- ☐ Bible
- ☐ "Key Verse" slide

- ☐ "The Gospel: God's Plan for Me" poster (item 10) or slide
- ☐ "Unit 1 Parent Connections" (item 11)

LEADER DEVOTION

OPEN THE BIBLE

Read Genesis 3:15 and John 1:1-5 from your Bible or Bible app.

STUDY

“...and the Word was with God, and the Word was God. He was with God in the beginning” (John 1:1b-2)

The Word John describes, the One who was with God and was God, the One who came to save humanity, was also at the beginning of time creating the world by the power of His Word. He spoke and there was light, life, and every good thing. And even though the Son knew His creation would reject Him and sin would enter the world through man’s disobedience, God the Father promised that this Word would become flesh. The offspring of the woman who ate the fruit would one day dwell again with His creation. He was promised in Genesis 3:15, and all throughout the Old Testament we see glimpses of hope of God fulfilling His promise through Jesus the Son.

This first unit of TeamKID focuses on teaching kids about the fulfillment of God’s promise to send Jesus. In this session, guide kids to notice the original promise God made at the beginning of creation. The story God began writing in the Old Testament points to the promised One who would come to restore what was broken by sin. Help kids see that the Bible is all about God’s plan to save people through Jesus.

CONSIDER

- Why is it important that the Bible tells one seamless story of God’s plan and promise to rescue His people?
- How does John’s account of the Word becoming flesh bring encouragement to you and help you trust in God’s faithfulness?

LARGE GROUP (20–30 MINUTES)

OPENING ACTIVITY: SEEK THE SIGN (5–10 MINUTES)

Provide: “Road Signs” (item 12), tape (secure signs around the room)

Welcome TeamKIDs as they arrive. Consider playing the “Unit Countdown” video to get started.

- **Say:** There are many signs we see on a daily basis. These signs often help us to notice something we need to be aware of or prepare us for what is coming. For example, an exit sign lets us know where we can leave the building. This is especially helpful in case of an emergency.

- **Ask:** Can you think of other signs you have seen? (Allow time for kids to answer. Some examples they think of might include: railroad crossings, stop signs, yield signs, under construction, danger, caution, wet floor, and so forth)

Explain that God has provided many signs about Jesus in the Bible, particularly in the Old Testament—the first part of our Bibles. Describe how these signs help us to see Jesus all throughout the Bible, not just the New Testament parts where we find most of the stories of Jesus’ life and ministry.

Direct kids to look for signs that you have placed around the room. Discuss how each sign in the Old Testament is a way God is pointing us to Jesus.

BIBLE STUDY: GOD’S PROMISED ONE (15–20 MINUTES)

Provide: Bibles, Activity Books (1 per kid)

Invite kids to turn to page 5 in their books and follow along as you lead the Bible study.

Leader
Tip: Consider marking Bible passages for kids to read during Bible study. Utilize slides as needed.

- **Say:** The Bible is about God’s plan to save people through Jesus. Both the Old Testament (the first part of the Bible) and the New Testament (the second part of the Bible) teach us about God, His plan, and how we can be part of it. Today we are going to look at a few different passages in the Old Testament that tell us more about Jesus.

- Let’s start at the beginning, in the book of Genesis. (Lead kids to open their Bibles to Genesis 1. Encourage TeamKID leaders to assist kids as needed.) *Genesis* means beginning. In this book we learn about the beginning of the universe and the beginning of people. We also learn about the beginning of sin and the beginning of God’s grace to us through a very important promise. Let’s start at the beginning!

DEFINE IT: SIN—to think, say, or behave in any way that goes against God and His commands.

DEFINE IT: PROMISE—a commitment and assurance by someone to do or not do something

GOD'S PROMISED ONE BASED ON GENESIS 1-3:15; JOHN 1:1-19

.....

Read Genesis 1:1, or ask a TeamKID to read this verse aloud.

Before anything else ever existed there was God. God is eternal. He always has been and always will be. God is the only One who never had a beginning. This is important because God is our Creator. He created the world and everything in it, including people. The first people were named Adam and Eve, and they were created to reflect (or show) God to the world through their words, their actions, and how they lived their lives. God loved the people He made, and He dwelt (lived) with them. He made all people to have a relationship with Him and to enjoy being with Him.

Ask: Why do you think it is important that God dwelt (or lived) with His creation? What does this teach us about God? (Answers may include: God is not far or distant from us. He created us, loves us, and wants to be with us.)

One day, Adam and Eve were tempted to disobey God. A deceitful (lying) snake twisted God's truthful word and led Eve to doubt that God's ways were best. God told Adam that he was free to eat from any tree in the garden except for the tree of knowledge of good and evil. But, Adam and Eve listened to the words of the snake and chose to eat from this tree. They chose to enjoy something God created more than God, and they disobeyed God's command. Through their disobedience, sin came into the world, and sin separates us from God. Adam and Eve could no longer live in the garden or enjoy the presence of God. Even though sin brought terrible consequences like death and separation, God still loved His people and wanted to be with them. So, God made a promise to be with His people again.

Read Genesis 3:14-15.

Ask: What is Eve's offspring (future family member) going to do to this deceiver? (strike his head/crush his head)

Through one of Eve's future family members, God promised that He would make a way for us to be with Him again, and this Promised One would defeat sin forever. Even though it would take many, many years for this Savior to arrive, God had a perfect plan. God's people waited, hoped, and looked for the day when the Promised One would arrive. God continued to speak to His people, reminding them of this promise. He said that He would send special signs (Isaiah 7:14; Isaiah 9:2-7) to help the people see and believe in His promise.

Read John 1:1-5,14.

Jesus is the One God promised to send. And you know what? Jesus came from God because He is God the Son! From the beginning of creation, God was making a way to be with His people forever. God gave a promise in Genesis 3:15 to send the Savior and that promise came true through Jesus. God's Word helps us to understand, know, and believe that all of His promises are true. God's faithful love to His people is fully shown in God sending His Son Jesus to fulfill His plan.

GOING DEEPER

- **Say:** Our perfect, holy, and good Creator made us to be with Him. Even though Adam and Eve sinned, God made a promise to make a way to be with His special creation again. Jesus is the One God promised to send. All throughout the Old Testament there is evidence that helps us see how God was making a way for this promise to come true through Jesus.

QUESTIONS TO PONDER

Spend a few minutes asking kids the following review questions. Encourage kids to discuss their answers in small groups.

Younger Kids

- Who created the world and everything in it? (God/Jesus/The Word; John 1:1)
- What separated people (Adam and Eve) from God? (sin/disobedience; Genesis 2:16-17)
- Why is the promise God made in Genesis 3:15 good news? (It is good news because it is where God promises to send One who will defeat the serpent.)

Older Kids

- How does knowing the Old Testament is about God fulfilling His promise help you to trust in God? (answers may include: helps me to know He is true; helps me to believe that His timing is perfect; helps me to know that God keeps His promises; helps me to remember that God is always working, and so forth)
- People make a lot of promises to us, but they do not always come true or they don't turn out how we expect. How could you help a friend to understand that God always keeps His promises? (Answers may vary but could include: Because Jesus did come to earth, we can trust that God's Word is always true.)

CONNECT

Lead kids to review their answers on side one of their activity pages. If older and younger TeamKIDs are together, consider forming two groups.

Guide kids to turn their pages to side two to complete "Promise Match" and point out the different signs and promises that the Bible gives us that point us to Jesus as the Promised One.

Discuss how **Jesus is the One God promised to send**. Lead kids to consider how this promise gives us hope and confidence to trust in God and the Bible.

PRAY

Lead the group in a prayer. Thank God for always keeping His promises and for sending Jesus to save us. Ask God to help kids trust in His Word and understand how much God loves them.

BIBLE ACTIVITIES (10–15 MINUTES)

OPTION 1: MAKE A TENT

Provide: Various supplies to make a tent (blankets, chairs, pillows, sheets, and so forth)

- Read Exodus 25:8. Explain that God has always desired (and still does) to be with the people He created. Discuss how the tabernacle was a special tent established by God where He would come and dwell (live) with His people (Israel).
- Form groups of three or four kids. Supply each group with the necessary supplies, and allow time for each team to build a tent using only the supplies provided. Allow the class to vote on who they think built the best tent.
- Remind kids of the tabernacle God told Moses to build. Discuss how this tent was a means for God to be with His people. Explain how Jesus is God the Son who came to dwell with His people and fulfill God's promise.

OPTION 2: VERSE CHALLENGE

Provide: Dry erase board and marker. Write John 1:1 on the board.

- Direct kids to the Bible verse written on the board. Read the verse aloud, reminding kids that this verse helps us learn more about God and Jesus. Explain the verse, and tell kids that they are going to work together as a team to memorize the verse over the next several sessions.
- Erase one word from the memory verse. You can have kids close their eyes, turn away, or allow them to see what word you erase. Form teams and allow them to discuss and decide what word is missing. Each team will provide the missing word for the leader to write. Continue erasing one word at a time (older kids can have two or three words erased at a time) until kids are able to recite the verse.

MISSIONS (10–15 MINUTES)

Provide: “World Map” (item 8), “Exploration Cards” (item 13)—hide around the room, “Missionary Explorer—David Livingstone” missions video

• **Ask:** Where is somewhere you have gone exploring? Have you ever been exploring in a cave, or in a big house, or maybe the woods?

• **Say:** We're going to learn about a missionary explorer named David Livingstone, who lived many years ago. He explored places in Africa, but what he really wanted to do was find people who needed to hear about God's promised Son.

Show the “World Map” (item 8) and ask a volunteer to point to Africa, where David Livingstone explored. Point out that Botswana and Zimbabwe are two countries Livingstone explored. Then, play the missions video.

• **Say:** David Livingstone believed that Jesus is the Messiah promised in Scripture. He shared with people along his journeys about Jesus. That's why we call him a missionary explorer.

Invite kids to search the room for the four cards that will describe different parts of missionary David Livingstone's story. You may also choose to hide cards under chairs, or simply ask for volunteers to choose a card. Ask the volunteer who finds the card to read it aloud to the group.

GAMES (15–20 MINUTES)

Choose from the following games in the TeamKID Playbook.

UNIT GAME: CATERPILLAR CRAWL (TEAMKID PLAYBOOK PAGE 7)

Provide: Index cards—write one word of the Key Verse on each card, one set of cards per team

- Place index cards on one side of the playing area in verse order. Guide players to form two teams on the other side of the playing area. Players on each team lie side by side on their backs, and Player One from each team will roll forward until he is on his back again. Then, Player Two will do the same then, Player Three until each team rolls forward. Player One will collect an index card and move to the back of the line. Play continues with Player Two becoming the new leader. Once all index cards are collected, the team can work together to put the cards in verse order. The first team to do so correctly wins!
- Debrief: Remind kids that Jesus is not only our Creator, who was with God in the beginning, but He is also the One God promised to send. We can trust God's Word because God is always truthful.

TAIL TAG (TEAMKID PLAYBOOK PAGE 10)

No supplies needed.

- Players will clasp hands or wrists and form a long line. The player at the end of the line tries to tag the leader of the line. When the player at the end tags the leader, the player must shout out a truth from God's Word she learned in the Bible story. The player who was the tail then becomes the leader and the game continues.
- Debrief: Remind TeamKIDs that the Bible is God's way to communicate who He is, what He has done, and what He will do. Every part of His Word is centered around Jesus. When we seek to know His Word, we can grow in knowledge and love for Jesus.

STICKY NOTE RACE (TEAMKID PLAYBOOK PAGE 11)

Provide: Sticky notes (2 sets numbered 1–9 with Bible passages written on them, see below), stickers

- Players will form two teams for a relay race to a sticky note. Each numbered note corresponds to a Bible verse. Players will take turns spinning around three to four times before racing to a sticky note. Players will select a note and race back to the team. The team must find and read the selected Bible verse or verses, and then place a sticker on the note before the next player runs. The first team to find all of the Bible verses wins!
- Debrief: Choose kids or ask for volunteers to read their Bible passages and discuss how each verse from the Old Testament points to Jesus. Remind kids that **Jesus is the One God promised to send**. Throughout the Old Testament, God told His people of His promise to send the promised One, and He did!

Bible Passages: 1) Micah 5:2; 2) Zechariah 9:9; 3) Daniel 7:13; 4) Deuteronomy 18:18; 5) Isaiah 61:1-2; 6) Zechariah 11:12-13; 7) 2 Samuel 7:12-13; 8) Psalm 16:10; 9) Isaiah 9:2-7

CLOSING (5–10 MINUTES)

QUESTIONS WITH KIDS

Provide: “Questions with Kids” slide, “The Gospel: God’s Plan for Me” poster (item 10) or slide

Display the “Questions with Kids” slide. Ask kids what good news they have learned about in today’s Bible study. Encourage kids to discuss key points from today’s study and share any thoughts, ideas, encouragement, or questions they may have. If time allows, encourage kids to write down their thoughts and questions on side two of today’s activity page.

- **Say:** Those are great thoughts! We have heard some great news from today’s Bible study about how God promised to send Someone to rescue people from sin. Did you know that every part of the Bible points us to Jesus? From the first book of the Bible—Genesis to the very last book of the Bible—Revelation, we see the promises of God fulfilled. We can trust the Bible because it is God’s Word, and we can hope in His promises.

Be prepared to discuss any questions kids may have about responding to the gospel. See page 12 for leader helps on engaging in these conversations!

KEY VERSE

Provide: Bible, “Key Verse” slide

Read the Key Verse together from a Bible or the “Key Verse” slide. Encourage TeamKIDs to share what this verse means and why it is important.

PRAY

Lead a closing prayer, or ask for a volunteer to pray. Thank God for the promises in His Word and for sending Jesus.

DISMISS

Provide: “Unit 1 Parent Connections” (item 11)

Play a quick game of “Stand Up, Sit Down”. Recite some Bible facts from the story today and some things that were not related to the story. If the fact relates to the Bible story, kids will stand up. If not, they will sit down. Use the following examples, or create your own.

- Genesis tells us that God is our Creator. *(Stand up)*
- Genesis tells us that giraffes have long necks. *(Sit down)*
- Moses is the One God promised to send. *(Sit down—Jesus)*
- God dwelt (lived) with His creation at the very beginning. *(Stand up)*
- Only some of God’s promises are true. *(Sit down—All of God’s promises are true)*
- The Old Testament points us to Jesus. *(Stand up)*

Remind kids that God desires to dwell with them forever and that through Jesus He has made a way for this to be possible. Review “The Gospel: God’s Plan for Me” (item 10) and explain how kids can have a relationship with Jesus. Make sure kids know you are always available to talk with them about what it means to follow Jesus and become a Christian.

As TeamKIDs are dismissed, give each child her personal belongings, activity page, and Parent Connection.