


10-SESSION
BIBLE STUDY FOR MEN

VIDEO
ACCESS
INCLUDED

SEE FOR YOURSELF

HOW TO STUDY YOUR BIBLE
WITH CONFIDENCE & JOY

JIMMY NEEDHAM



SEE FOR YOURSELF

HOW TO **STUDY YOUR BIBLE**
WITH CONFIDENCE *& JOY*

JIMMY NEEDHAM



Lifeway Press®
Brentwood, Tennessee

Published by Lifeway Press® • © 2026 Jimmy Needham

No part of this work may be reproduced or transmitted in any form or by any means, electronic or mechanical, including photocopying and recording, or by any information storage or retrieval system, except as may be expressly permitted in writing by the publisher.

ISBN: 979-8-3845-3546-1

Item: 005853266

Dewey decimal classification: 220.07

Subject heading: BIBLE--STUDY AND TEACHING \
CHRISTIAN LIFE \ BIBLE--USE

Unless otherwise noted, Scripture quotations are from the Christian Standard Bible®, Copyright ©2020 by Holman Bible Publishers. Used by permission. Christian Standard Bible® and CSB® are federally registered trademarks of Holman Bible Publishers.

Scripture quotations marked (ESV) are from The Holy Bible, English Standard Version® (ESV®) Copyright © 2001 by Crossway, a publishing ministry of Good News Publishers. All rights reserved. The ESV text may not be quoted in any publication made available to the public by a Creative Commons license. The ESV may not be translated in whole or in part into any other language. ESV Text Edition: 2016.

To order additional copies of this resource, write Lifeway Resources Customer Service; 200 Powell Place, Suite 100; Brentwood, TN 37027-7707; FAX order to 615.251.5933; call toll-free 800.458.2772; email orderentry@lifeway.com; or order online at lifeway.com.

Printed in the United States of America

Lifeway Resources
200 Powell Place, Suite 100
Brentwood, TN 37027-7707

EDITORIAL TEAM LIFEWAY GROUP BIBLE STUDIES

John Paul Basham
Director, Adult Ministry
Publishing

Joel Polk
Manager, Small Group
Publishing

Tyler Quillet
Managing Editor

Reid Patton
Senior Editor

Cynthia Wooldridge
Senior Editor

Brett McIntosh
Associate Editor

Katie Vogel
Assistant Editor

Jon Rodda
Art Director

CONTENTS

	4	ABOUT THE AUTHOR
	5	INTRODUCTION
PART ONE	14	WEEK 1: THE PURPOSE OF THE BIBLE
	36	WEEK 2: THE STRUCTURE OF THE BIBLE
	58	WEEK 3: THE FOCUS OF THE BIBLE
PART TWO	78	WEEK 4: OBSERVE
	100	WEEK 5: INTERPRET
	124	WEEK 6: APPLY
PART THREE	148	WEEK 7: WHEN I DON'T UNDERSTAND IT
	170	WEEK 8: WHEN I DON'T LIKE WHAT IT SAYS
	190	WEEK 9: WHEN I DON'T HAVE TIME
	212	WEEK 10: JUST KEEP READING
	215	APPENDIX
	225	VIDEO REDEMPTION CARD



ABOUT THE AUTHOR

JIMMY NEEDHAM is a critically acclaimed singer-songwriter with seven studio albums, multiple top-10 radio singles, and a catalog of music that has been streamed more than twenty-five million times on Spotify alone. He's also a speaker, forthcoming children's book author, and co-host of the *Clearly* podcast with his wife, Kelly. He serves as the teaching and worship pastor at Stonegate Church in South Dallas, where he is completing his master's degree at Dallas Theological Seminary. Jimmy and Kelly have five children.

INTRODUCTION

We live in one of the wealthiest eras of western history. Not just financially, but spiritually. The amount of excellent biblical resources available today is mind-blowing. Right now, you can listen to some of the greatest sermons ever preached . . . for free . . . from a device in your pocket. Just click or swipe, and you get instant, profound, illustrated summaries of every book in the Bible. Insight-rich commentaries and Bible studies that will refine your theology are just a download away. The spiritual wealth we possess is unprecedented!



And yet, biblical illiteracy is still a serious problem. People don't know their Bibles and they struggle to read them. For most Christians, the idea of reading the Bible cover-to-cover is overwhelming and intimidating.

Why? What are we missing? 

I'd like to propose at least one reason for this discrepancy: We've forgotten the importance of knowing the Bible *for ourselves*.

Bible resources are great, but they're secondhand knowledge. Someone else walked the terrain of the Bible and mined its depths. Someone else labored in study and meditation. Someone else prayed. Someone else discovered all the twists and turns in the text and then described them to us. This is valuable for sure. But it's also like hearing about a trip you weren't on, or becoming an expert in a map of a city you've never been to. Yes, you know things, but not because you've been there.

You need more than someone else's travel report. You need to walk the terrain of the Bible yourself. You need to be more than a secondhand Bible expert. You need to be a first-hand Bible traveler. Nothing will help you know the Bible better than spending time in it. And that's why we're here.

For over two decades, my wife, Kelly, and I have been developing the content for the See for Yourself men's and women's studies. We've spent our entire adult lives walking the terrain of the Bible and equipping others to do the same. This is because we believe nothing is more life-changing than spending time with God in His Word.

See for Yourself is different from a typical Bible study where the goal might be to understand a particular book like Isaiah or a particular theme like the love of God. Instead, I want to give you tools so you can:

Read and understand Scripture for yourself.

Plumb the depths of Scripture with confidence.

Leave every encounter with God's Word happier in Jesus than when you started.

So, you might call this a *Bible study* Bible study if you'd like, which—if nothing else—is fun to say.

Here's the truth: the Creator of the universe wants a relationship with us.

That's a crazy thing to think about, right? To facilitate that relationship, He chose to give us *words*. Words! Vowels and consonants, subjects and predicates, nouns and verbs, clauses and sentences, and paragraphs and chapters, which eventually turn into this enormous invitation to relationship with Him that we call the Bible. And through the Bible, God opens the door to His house and invites us to explore. He sets a feast before us and invites us to enjoy. He creates a bridge to friendship and invites us to cross.

Many of us RSVP to this invitation, but when we finally show up to the pages of the Bible, we're paralyzed. We feel overwhelmed, confused, or underqualified to read and enjoy it. That's why we so quickly turn to secondhand resources, because they provide the quick relief of clarity and understanding. But don't be fooled. Something is lost when we do that. God wants to meet with us and transform us as we travel through the Bible for ourselves. If you feel unequipped to make this journey on your own, or if you want to freshen up your Bible study skills, I'm glad you're here. No one should miss out on this glorious invitation. The Bible is for *everyone*, not just pastors and PhDs.

Don't misunderstand—this invitation, as good as it is, still comes with challenges. To get the most out of God's Word, we need to develop a handful of skills. Some of these skills we probably learned as early as grade school—we simply need to pull them off the shelf and dust them off. Some skills are particular to the Bible because of its unique nature (we'll get into that later). But none of them are just for the intellectual or spiritual elite. They're accessible to everyone.

It might help to think of this book like a basketball practice. In these chapters, you'll dribble the ball through some cones, work on your hand-eye coordination, and focus your aim while shooting (spiritually speaking, of course). These drills aren't meant to be performed during a game. They're meant to fine-tune your skills so you're ready when the referee's whistle blows. The more you work on the fundamentals, the less you'll have to think about them. You'll simply begin to maneuver the court of God's Word with confidence and joy. That's what *See for Yourself* is all about. This workbook is the practice. Reading the Bible for yourself is the game.

Now, no practice would be complete without a coach by your side, someone who can model new skills for you to observe and eventually try on your own. That's where I come in. As you go through these lessons, I'll be right beside you as your personal coach, showing you the ropes. Many of the exercises start with a "Show Me How" video, where I will be joining you on screen. We'll start the exercise together and then you'll finish it on your own.

You ready? Yep, me too. Let's jump in!

JIMMY

WHAT TO EXPECT

This study is meant to be very hands-on. You'll be learning lots of new skills; some will come easy, some you'll find more challenging. But all of them will help equip you for your journey through the Bible. To use our basketball analogy, my goal is to get you off the couch and onto the court—which means, I'm not going to be doing the work for you. To learn a new skill, you have to do more than hear about it and watch someone else do it. You have to practice it yourself.

**SHOW ME
HOW**



Don't worry, I'll be with you every step of the way. Think of me as your personal Bible study coach. In fact, I'll be starting many of these exercises with you! Look for the QR codes next to the exercises. Simply scan the code, and it will take you to a video of me starting that exercise and talking you through it. If you don't need any help, feel free to skip these videos.

**GROUP
SESSIONS**



We learn best together, especially when it comes to God's Word. The Bible was written for a community of faith and is meant to be studied together. Likewise, this study is meant to be completed with a group. In fact, there are weekly exercises meant for groups, not individuals. So, if you aren't already part of a group, consider grabbing a couple buddies and doing this study with them.

STUDY FORMAT *THE STUDY IS BROKEN INTO THREE PARTS.*

PART 1	PART 2	PART 3
<p>What Is the Bible?</p> <p>In this section we'll get our bearings, answering questions like "What's the purpose of the Bible?," "How is it structured?," "What's its main focus?," and more.</p>	<p>How Do I Study the Bible?</p> <p>In part two we explore all the helpful skills we need to get the most out of God's Word. This is where we get to dive deep and discover the treasures the Bible has waiting for us!</p>	<p>What About When . . . ?</p> <p>In this last section we'll explore the most common problems that jam up aspiring Bible readers. Problems like: "I don't understand what I'm reading," "I don't like what I'm reading," "I don't have enough time, energy, or sanity left in my day for what I'm reading." (We're sure you've never felt that way, but we think someone probably has.)</p>

YOU'LL SPEND THREE WEEKS IN EACH SECTION. MOVE THROUGH THESE WEEKS IN ORDER AS EACH LESSON BUILDS ON THE ONE BEFORE.

WEEKLY RHYTHM *HERE'S THE FLOW FOR EACH WEEK.*

1

GROUP TIME

DISCUSS You'll begin each week's group time reviewing and discussing the previous week's work. You'll share your experiences from your personal practice time.

WATCH Together, you'll watch a **Coaching Video** explaining the next week's skill and why it matters for your relationship with God and His Word.

PRACTICE Following the video, you'll complete one exercise together as a group.

2

PERSONAL STUDY AND WORK

DAYS 1-4 For the first four days, you'll examine how that week's principle is illustrated in the Bible and complete exercises that train you in that week's skill.

DAY 5 On the last day, you'll set this book aside and use only your Bible. This is a time to "get in the game" and see how what you've been practicing shows up in real time as you read God's Word. Most of the time, you'll have several options for how to enjoy this time in the Bible. Just pick one, and then start reading.

3

BONUS MATERIAL

At the end of each week, you'll find additional material—articles, exercises, or deep dives into the content from the week. If you don't have time to do the bonus, skip it and come back to it later if possible. Don't worry, skipping it won't impact your experience with this study. These bonus exercises and tools are available to help you keep developing your Bible reading skills.

ADDITIONAL TOOLS

You can find information about additional Bible study tools, a "Bible Study Bookmark," and a page filled with Scripture memory techniques in the appendix at the back of this book. I've also provided resources in the form of downloadable PDFs at lifeway.com/seeforyourselfmen, including a study overview, "at-a-glance" summaries of each part of the study, and a document where you can keep track of your favorite skills as you go. Check out these extra helps as you have time.

A NOTE TO LEADERS

A free leader guide PDF is available for download at lifeway.com/seeforyourselfmen. The leader guide will offer several tips and helps along with discussion guides for group sessions. You'll also find free downloadable resources to help you promote the study.

NEW TO THE BIBLE?

If you've never read the Bible before, I'm glad you're here! One of my hopes for this study is that it will be a helpful resource to anyone interested in reading the Bible for the first time.

The Bible is unlike any other book. It was written over a period of 1,600 years by over forty different authors from wildly different backgrounds (kings to commoners, scholars to shepherds), in wildly different places (deserts and cities, prisons and palaces), under wildly diverse circumstances (through war and peace, in freedom and exile). Yet, with all that variety, this book addresses the most complex topics in the world with flawless unity and consistency. This is one of many reasons we can conclude that behind the human authors there is one primary Author: God Himself.

Those truths can make the Bible a really intimidating book to open and read! But don't worry, this study is meant to remove every hurdle hindering your ability to see and know God's Word for yourself. Here are a few reminders and tips as you get started.

1

Keep in mind, the unfamiliar is intimidating at first. This is true of any experience. The Bible isn't the problem. It's just new to you.

2

Like any work of literature, it takes some time to get our bearings. When I begin a new book, I often feel confused at first. I find myself flipping back to the first pages to keep track of who said what and when. In this study, you may be confused at first, but don't give up. Keep reading—you'll catch on!

3

The Bible is one big story, but it's organized like a library (we'll talk about the library aspect in depth in Week 2). There are sixty-six different books that make up the Bible. Each book is divided into chapters, and those chapters are divided into verses. So, when you see a direction that says "Read Joshua 8:30-35," it means find the book of Joshua, then go to chapter 8, and read verses 30-35 in chapter 8. Use the table of contents in your Bible to find each book.



A NOTE ABOUT BIBLE TRANSLATIONS

The primary Bible translation used throughout this study is the Christian Standard Bible (CSB). This study will work best if you're using one of the following translations:

- **CSB**
- **ESV**
- **NASB**
- **NKJV**
- **NIV**

PART
ONE

WHAT
IS
THE
BIBLE?

One of my family's favorite movies is the early 2000's romcom, *My Big Fat Greek Wedding*. It helps that I come from a Greek family (which makes the jokes all the funnier). It's a movie about a collision of cultures: Toula Portokalos falls in love with a non-Greek school teacher, to the chagrin of her *very* Greek family.

At a party where the two families meet for the first time, the groom's parents come bearing a gift: a traditional American bundt cake, complete with a hole in the middle. The Greeks stare in confusion. "What is it?" the mother asks. "It's a bundt," they reply. "A bonk??" Later at the party, Toula's mom emerges from the kitchen to thunderous applause as she presents the groom's parents with a gift of her own: the bundt cake she received earlier . . . with a potted plant neatly nestled in the hole. One of the Greek relatives exclaims off-screen, "You fixed it!"

It's hard to enjoy a flour cake when you think it's a flowerbed.

To get the most out of something, you need to understand it. That's true when it comes to God's Word. So, before we can really dig into the Bible, we too must answer the all-important question: "What is it?"

While there are many ways to answer this question, three crucial aspects that will help us get the most out of God's Word rise to the surface. We must know its *purpose*, its *structure*, and its *focus*. Understanding these areas will lay a solid foundation for how we engage with the Bible for years to come!

WEEK 1

THE PURPOSE OF THE BIBLE



**"YOU PORE OVER THE SCRIPTURES BECAUSE
YOU THINK YOU HAVE ETERNAL LIFE IN THEM,
AND YET THEY TESTIFY ABOUT ME."**

John 5:39



**TO ACCESS THE
VIDEO SESSIONS,
USE THE
INSTRUCTIONS
IN THE BACK OF
YOUR BIBLE
STUDY BOOK.**

DISCUSS

As a group, discuss the following questions to review your previous week of study.

- 1 Why did you decide to participate in this study? What are you hoping to get out of it?
- 2 What are your thoughts and emotions when you hear the claim that the Bible is the very Word of the living God, the Creator of the Universe? Do you agree or disagree? Explain.
- 3 What are the biggest hurdles you face when it comes to reading the Bible? Are they practical hurdles like time and energy, emotional hurdles like fear or disbelief, or mental hurdles like confusion or lack of understanding? Explain.
- 4 Where are you in your Bible reading journey? Are you reading through it for the first time or the tenth time? Have you ever read through the whole Bible? If so, what was that experience like? If not, what has kept you from it?
- 5 Do you enjoy reading the Bible or do you dread it? Does it feel like fun or like work? Explain.
- 6 What feelings come up when you think about reading the Bible? Do you feel excited? Overwhelmed? Scared? Curious? Hopeful? Why do you feel this way?

WATCH

Watch the Week 1 video and take notes in the space below.

GROUP PRACTICE

ENGAGED READING

As a group, read Genesis 1 out loud. Imagine God has pulled up a chair with your group. Consider what questions you would ask Him about this passage. Write at least twenty in the space provided. (Yes, twenty. Trust me, you can do it!)

1.

11.

2.

12.

3.

13.

4.

14.

5.

15.

6.

16.

7.

17.

8.

18.

9.

19.

10.

20.

GOD REVEALS HIMSELF IN WORDS

The Bible is, by nature, a relational book. Its primary purpose is to usher us into relationship with the Author and His people. Our goal in studying the Bible isn't to become experts on it for expertise's sake, but to grow closer to the God it reveals. He is alive. He is knowable. Friendship with Him is possible. And the Bible shows us the way. Let's see this principle in the pages of Scripture.

Let's look at how God connects with the first man and woman, Adam and Eve, in **Genesis 1:28-29** and **2:16-18**. In each instance, fill in the blank with the word that immediately follows the word "God" or "Lord God."

God _____ them, and God _____ to them, "Be fruitful, multiply, fill the earth, and subdue it. Rule the fish of the sea, the birds of the sky, and every creature that crawls on the earth." God also _____, "Look, I have given you every seed-bearing plant on the surface of the entire earth and every tree whose fruit contains seed. This will be food for you" (Gen. 1:28-29).

And the LORD God _____ the man, "You are free to eat from any tree of the garden, but you must not eat from the tree of the knowledge of good and evil, for on the day you eat from it, you will certainly die." Then the LORD God _____, "It is not good for the man to be alone. I will make a helper corresponding to him" (Gen. 2:16-18).

READ GENESIS 3:1-24. Consider how many times this chapter references God's speech. Fill in each word below.

Did God really _____ (3:1)

But . . . God _____ (3:3)

So the LORD God _____ to the man and _____ to him . . . (3:9)

He _____ (3:11)

So the LORD God _____ (3:13)

The LORD God _____ (3:14)

He _____ to the woman . . . (3:16)

And he _____ to the man . . . (3:17)

The LORD God _____ (3:22)

What do these passages show us about how the living God reveals Himself to people?

READ 1 JOHN 1:1-3. Then write verse 3 below.

Why did John declare (in written words) what he'd seen and heard?
"So that" what? (Hint: note the word used twice in verse 3.)

READ JOHN 5:39-40. What did Jesus say the purpose of the Scriptures is (v. 39)?

What were His listeners unwilling to do (v. 40)?

What is the primary response Jesus wants from those who study the Scriptures?

READ JOHN 1:1-18. Who was John writing about? And what name did he call Him? Why do you think the title is significant?

Verse 1 says, "the Word was with God." But in verse 14, the Word changed locations. Write verse 14 in the space below.



LISTEN

Want to dig deeper? Here are five crucial truths to know about the Bible.



What does this tell you about the mission and purposes of the Word?

What problem did the Word come to solve?

Jesus, the Word, didn't come to reveal something but Someone. He came to show us what God is like. His was a relational mission because words are relational.

We see this principle at work every day of our lives. Words connect us with people. We get to know them through words. Sure, we see other people with our eyes, but seeing alone doesn't foster relationship. I can see pictures of celebrities all day long, but I don't know them. I can walk the streets of a foreign country and see and hear the people there. But if I don't understand their words, I can't really connect with them.

Every relationship is built on words we hear and understand. Words reveal. Words express. Words expose the invisible character underneath. And that's why words matter. That's why the Bible matters. The words of the Bible reveal the living God to us! These words invite us to respond and enter into relationship.

REFLECTION

Write a prayer in response to what you've learned today.

READ RELATIONALLY

The Scriptures exist to reveal God and connect us to Him. If you just become knowledgeable about the facts and events in the Bible while keeping God at arm's length, you've misused the Word and missed the point (John 5:39-40). So, how can we avoid this error?
We read relationally.

The Bible is a relational book. It reveals a person. It exists to facilitate a relationship with that person. How do we read relationally? We simply talk to God as we read it; in other words, we pray. We *listen* to God as we read the Bible and we *respond* to God as we pray. They go together. Reading the Bible without prayer is like eating a bowl of cereal without milk. Sure, you can do it, but it wasn't designed to be enjoyed that way.

And, like any relationship, it may be difficult to start up a conversation with someone you've never talked to. Or someone you're angry at. Or someone you feel estranged from. Or someone you feel scared of. So, before we practice reading relationally, take a moment to assess your relationship with God. Acknowledging where you're at today is a great step toward honest friendship with Him.

HOW'S YOUR RELATIONSHIP WITH GOD?


Place an X on the spectrum of each line graph below that reflects how you relate to God most days. Don't choose the "right" answer or where you'd like to be. Don't choose where you have been in the past, but where you are today. Honesty is key to this exercise, since our closest relationships are always founded on an honest disclosure of ourselves.

HE FEELS LIKE A SYSTEM OF RULES I SHOULD OBEY HE FEELS LIKE A PERSON I WANT TO KNOW

HE FEELS DISTANT HE FEELS NEAR

APPROACHING HIM FEELS SCARY APPROACHING HIM FEELS COMFORTING

I KNOW THINGS ABOUT HIM I KNOW HIM PERSONALLY



MY RELATIONSHIP WITH HIM IS STAGNANT

MY RELATIONSHIP WITH HIM IS GROWING

REFLECTION

Make some observations about your answers. Did anything surprise you? Concern you? Encourage you? Explain.

Are you struggling after that last exercise? Feeling discouraged or doubtful? Maybe you're unsure if you even have a real relationship with God. Or, maybe you're new to this whole Christianity thing. Take a moment and watch this short video.

BE HONEST AS YOU READ

Every relationship is a two-way street. It involves both listening and talking. As we read the Bible, God is speaking to us and revealing His heart. But if we want a relationship with Him, we can't stop at listening. We must respond and share words of our own. These need to be honest words, not statements we think a good Christian should say. They should reveal who we really are and how we really feel.

READ GENESIS 2 and then use the space provided on the next page to write a prayer of response to God about the passage. Write as if you were writing Him a letter. There are three rules to this exercise (listed on the next page). These rules are meant to stretch you, sometimes beyond what feels comfortable. Try your best. I'm positive you have more going on in your heart to say than you realize. Us guys almost always do.

WATCH

HOW TO
KNOW GOD



WATCH

SHOW ME HOW
EXERCISE 1



- 3

This makes me nervous because _____

REFLECTION

Was this exercise in honest prayer easy, difficult, or somewhere in between? What emotions rose to the surface as you were writing to God? How did it change your reading of the passage?

THE BIBLE IS A COMMUNAL BOOK

The Bible is, by nature, a communal book. It was originally written to be read aloud to communities of people, not read separately by individuals. That means Bible reading in its native setting was a group activity. While it's obviously a great thing to study the Bible on your own (*See for Yourself* exists to help you do just that!), we should never *only* study it alone. Let's see the basis of this principle in the pages of the Bible.

READ EXODUS 24:3-8 AND 34:27-35. These are the first two mentions of God's words being written down. In both passages, how do the people gain access to God's words after they are put into writing?

READ DEUTERONOMY 31:10-13. How often were the priests supposed to read the law to the people?

How much of the law were they supposed to read?

Who was to be present at the reading of the law?

In light of this, who is God's Word for?

READ JOSHUA 8:30-35 AND NEHEMIAH 8:1-8. Use your imagination to put yourself into these moments of the public reading of Scripture. Do you think they discussed what they heard? Did they ask questions? Do you think the kids had questions for their parents?

How does the public reading of Scripture (or reading Scripture in a group) deepen your understanding of God and your relationship with other believers?

How does reading the Bible with other believers highlight aspects of the Bible that you might miss reading individually?

READ ACTS 2:42, 1 THESSALONIANS 5:27, AND 1 TIMOTHY 4:13. What was the normative way New Testament believers engaged with the Scriptures?

READ 1 JOHN 1:3-4. Write out verse 3 below. Then circle both occurrences of the word *fellowship*. Underline all three occurrences of the word *with*. Then put a box around the following three phrases: *us, the Father, His Son Jesus Christ*.

REFLECTION

Take a moment to summarize your initial thoughts after reading these passages.

How does this shape the way you view reading the Bible in a group setting?

HOW'S YOUR RELATIONSHIP WITH GOD'S PEOPLE?

Most of us have had really positive experiences within the church. But that's not the case for everyone. Some of us have mixed feelings about other Christians, mainly because of the deep wounds we've experienced from them. Those wounds may be very fresh and still healing for some of you, causing you to be tentative about gathering with the people of God. However, that doesn't change the truth that the Bible is a communal book. We need to read it together to get the most out of it. This exercise will help you think through your current relationship with God's people, the church.

Place an X somewhere along the spectrum of each line graph that reflects how you currently think about and relate to God's people. Don't choose the "right" answer or where you'd like to be. Don't choose where you've been in the past, but where you are today. As with yesterday's similar activity, honesty is key.

The form consists of seven horizontal line graphs, each represented by a double-headed arrow. Each graph has two text labels at its ends, one on the left and one on the right, representing opposite ends of a spectrum. The labels are as follows:

- Graph 1: **I GET THE MOST OUT OF THE BIBLE ALONE** (left) vs. **I GET THE MOST OUT OF THE BIBLE WITH OTHERS** (right)
- Graph 2: **IT'S OK IF I LIVE IN ISOLATION, SO LONG AS I'M KNOWN BY GOD** (left) vs. **IT'S IMPORTANT TO BE KNOWN BY OTHERS** (right)
- Graph 3: **I NEVER EXPECT TO BE HURT BY OTHER CHRISTIANS** (left) vs. **I KNOW I WILL BE HURT BY OTHER CHRISTIANS** (right)
- Graph 4: **DEPENDING ON OTHER CHRISTIANS ISN'T SAFE** (left) vs. **DEPENDING ON OTHER CHRISTIANS IS WISE** (right)
- Graph 5: **MEMBERSHIP AT A LOCAL CHURCH IS OPTIONAL** (left) vs. **MEMBERSHIP AT A LOCAL CHURCH IS ESSENTIAL** (right)
- Graph 6: **I EXPECT GOD'S PEOPLE TO HAVE IT ALL TOGETHER** (left) vs. **I EXPECT GOD'S PEOPLE TO STRUGGLE WITH SIN** (right)
- Graph 7: **I AM QUICK TO SWITCH CHURCHES OR SMALL GROUPS AS SOON AS THERE ARE PROBLEMS** (left) vs. **I AM SLOW TO SWITCH CHURCHES OR SMALL GROUPS EVEN IF THERE ARE PROBLEMS** (right)

← IT'S THE RESPONSIBILITY OF PASTORS AND CHURCH STAFF TO MEET THE NEEDS OF OTHERS → IT'S MY RESPONSIBILITY TO HELP MEET THE NEEDS OF OTHERS

← SUNDAY MORNINGS ARE THE ONLY TIME I ENGAGE WITH OTHER CHRISTIANS → I ENGAGE WITH OTHER CHRISTIANS THROUGHOUT MY WEEK

← I'M UNWILLING TO PURSUE CONFLICT-RESOLUTION IN MY CHURCH → I'M WILLING TO WORK THROUGH CONFLICT IN MY CHURCH

← MY BELIEFS AND LIFESTYLE ARE MY PRIVATE BUSINESS → MY BELIEFS AND LIFESTYLE ARE ACCOUNTABLE TO MY CHURCH COMMUNITY

REFLECTION

Take a moment to make some observations about your answers.
Did anything surprise you? Concern you? Encourage you? Explain.

How has today's study challenged your thoughts about the Bible and how it ought to be read?



Tomorrow's exercise will require more than just you. Take a look so you can understand the assignment and enlist someone to join you. Consider someone in your group or a friend or family member outside the group.

READ COMMUNALLY

When I read the Bible by myself, I get a lot out of it. But what I learn increases exponentially when I read it with others! The Bible was meant to be read and discussed with other believers. So let's practice that today.

You need at least one other person to do this exercise with you. If you've not done so yet, text someone now. Ask that person to read Genesis 3 on their own, jot down their thoughts and questions on a piece of paper, then connect with you on the phone for twenty to thirty minutes. (Or you can meet up for coffee to discuss.) Your reading partner can be someone inside or outside your group.

- 1 **Read Genesis 3 by yourself.** Write down your thoughts in the left column. List what you noticed, enjoyed, and any questions you had.
- 2 **Compare your insights.** Get together with your reading partner(s) and compare your insights. Write what your friend(s) noticed about this passage or questions they had in the right column. Note the similarities and differences.
- 3 **Read Genesis 3 again.** Read the passage together out loud, taking turns reading. Then discuss it. What stood out to each of you this time?

My thoughts on Genesis 3	My friend's thoughts on Genesis 3

GET INTO THE WORD!

It's time to get into the Bible on your own! At the end of every week, you're going to set this Bible study book down and read the Bible on your own to practice what you've learned—like working out at the gym all week with your trainer, then going it alone on the last day. This is a chance for you to put into practice what you've been learning.

Throughout this study, you'll spend every Day 5 reading through portions of the book of John. Today you'll read John 1. (Next week, you'll jump into chapter 2, etc.) Each week, I'll give you a few options of activities to do as you read. Pick one to do—just one! (I'm looking at you, overachievers.) Then, you'll close this Bible study book, open your Bible, and start reading.

**AS YOU READ JOHN 1, CHOOSE ONE OF
THE FOLLOWING THINGS TO DO:**

- ☐ Pause at the end of each paragraph and respond to God with one sentence of prayer. This could be as simple as, "Thank You, God, that darkness hasn't overcome the light." Or, "I don't understand that paragraph; can You help me as I reread it?"
- ☐ After you read the whole chapter, use a journal or sheet of paper to write a prayer to God. Tell Him what you loved in the chapter and what is happening in your heart as you read it. (Check out the bonus content on the next page: "Seven Ways to Use A Journal.")
- ☐ Read the passage out loud with a friend, taking turns reading every ten verses or so. Then discuss the passage and end your time by praying together.

**AFTER YOU'VE FINISHED THE READING AND
COMPLETED THE ACTIVITY, COME BACK TO THE
NEXT PAGE TO RECORD YOUR THOUGHTS.**

WATCH

**SHOW ME HOW
EXERCISE 2**



REFLECTION

Take a moment to reflect on your reading of John 1. What were your thoughts and feelings as you read this passage? How did focusing on connecting with God make a difference as you read?

What else do you want to remember from this passage?

What was your main takeaway from this week and why?

6 WAYS TO USE A JOURNAL

A journal helps you . . .

1 PRAY

I find it helpful to pray out loud or to write my prayers. When I try to pray silently, or “pray in my head,” I get lost pretty quick and usually end up thinking about when I need to change my home’s air filters again. A journal helps keep my mind focused on the One I’m talking to. One of my favorite things to do after reading a section of the Bible is to pick up my journal and write to God. I share my questions, my concerns, what I loved about the passage, and how I need His help. It keeps me crossing the bridge of the Bible to the Person on the other side.

2 GROW IN SELF AWARENESS

It’s surprisingly difficult to be aware of our internal life—our thoughts, beliefs, feelings, and patterns of behavior. A journal offers space to explore your internal life so you can connect with God from a place of honesty. The first step in this process is simply identifying and putting words to what’s going on in your mind and heart.

Here’s a personal example. Sometimes, I’ll discover a random feeling (usually anxiety or anger) but not have a clue what it’s connected to. Using my journal, I start listing all the reasons I think I might be angry. Sometimes that practice alone is enough to help me figure out the problem. Other times I simply ask God for help: “Search me, God, and know my heart” (Ps. 139:23). Then, I wait. Through writing out a prayer to God and giving myself space to be quiet, He usually brings clarity. I’m then able to respond as needed through repentance, offering forgiveness to others, asking for faith to trust God more, and so on. Often, just writing out an untrue thought strips it of its power.

3 DIGEST SCRIPTURE

It's way too easy to read the Bible and move on quickly without allowing it to take root in your heart. Journaling about what you read in the Bible moves you beyond "tasting" the Scriptures to "digesting" them.

Ideas to help you digest Scripture:

- Copy verses that you don't understand or ones that you want to think on more.
- Make a chart to compare or contrast different ideas you're seeing in the text.
- Summarize a particular chapter or book of the Bible.
- List ways you need to live out what you've read that week.
- Keep a list of repeated ideas, themes, or statements as you read a book of the Bible.

4 MEDITATE ON SCRIPTURE

To meditate is to think deeply or carefully about something, to consider it from a variety of angles. As I read the Bible, I often sense God wanting to work a specific truth into my heart. Instead of ignoring God's prompting and rushing quickly into my day, I take time to meditate on the Scripture. My journal becomes a place to mull over verses or sections of God's Word, to look at them from different angles, or to think on them for extended periods of time. Folks like my wife like doodling a verse as they think about it. A lot of times, it can actually be helpful to draw a picture of what your reading. Sometimes, I write the verse out several times or write it in different Bible translations. Anything to help me consider it longer than a few seconds.

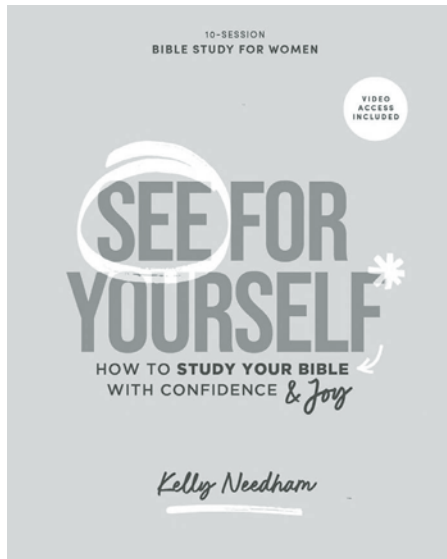
5 REMEMBER WHAT GOD HAS DONE

My journals hold records of the most significant days of my life—days when God's presence was nearly tangible, significant life events, answered prayers, meaningful dreams I experienced. God commands us to remember all He has done and to give thanks for His work in our lives (Ps. 103:2; 143:5). A journal can help us do that. It gives us a way to remember how faithful He's been in the past, especially when we're facing new struggles and beginning to doubt.

6 KEEP TRACK OF PRACTICAL THINGS

I also use my journal for sermon notes, to-do lists, and prayer requests. Since most of my journal is directed to God in prayer, what better place to keep to-do lists? It reminds me to put God at the center of my whole day and ask for His help with my responsibilities. Also, my journal is a place to write down the list of undone random tasks that assault my mind during my time with God. That helps me not forget them and clears my head to continue my conversation with God undistracted.

*WOMEN'S EDITION AVAILABLE!



Kelly Needham is a servant of Jesus Christ, a student of the Bible, and the COO of her home, where she lives with her husband, Jimmy and their five children. She is the author of *Purposefooled: Why Chasing Your Dreams, Finding Your Calling, and Reaching for Greatness Will Never Be Enough* and *Friendish: Reclaiming Real Friendship in a Culture of Confusion* and has been a contributing author to other books including *Faithful* and *Beautifully Distinct*.

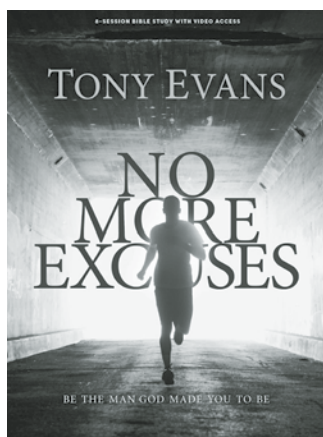





Lifeway.women

800.458.2772 Pricing and availability subject to change without notice.

MORE BIBLE STUDIES FOR MEN

Help the man in your life become more spiritually mature with these popular Bible studies—from a proven teaching method for building Christian character to an entire series on marriage, work, temptation, and more. See resources like these—along with helpful articles and devotional options—at lifewaymen.com.



CLEARLY

PODCAST


with Jimmy and Kelly Needham

Tackling the **complex, confusing,**
and controversial stuff of the Bible and life.

Weekly podcast episodes and
downloadable tools to
deepen your Bible study.



MORE FROM JIMMY AND KELLY



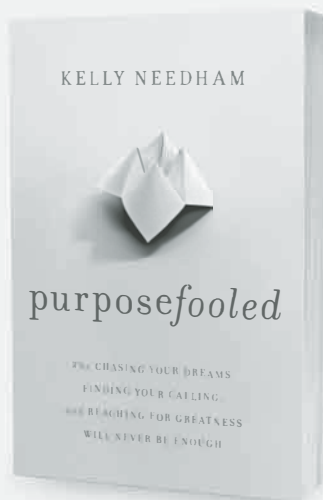

Meet Millie—an average kid who encounters a rogue’s gallery of some of the biggest, baddest, hairiest, scariest villains you’ve ever seen. This motley crew is the worst of the worst, and yet, in God’s eyes, is Millie just as bad as them? And if so, what can she do about it?

Real Bad Guys explains the complex problem of sin in a way that’s accessible, understandable, and fun for middle-grade readers. Best yet, the book provides a clear solution to the problem by identifying Jesus as the only REAL GOOD GUY who can redeem us in God’s eyes.

This vibrantly illustrated book teaches foundational biblical truths with humor and heart.

Millie’s motley crew of cartoonish villains, the REAL BAD GUYS, try to cheer up their friend by offering her food, fun, and fame, but every time, the outcome is the same. There’s still a donut-shaped hole in Millie’s heart until she realizes that the only thing that can truly fill her up is the love of Jesus.

The Quest for the Best reminds kids that nothing in or out of this world will satisfy them like Jesus can.



Many of us are exhausted from dreaming big and chasing the extraordinary lives we long for, but when we try to embrace the everyday and find meaning in the mundane, we fear we’re settling for a boring life. Are we missing something?

But there is a truth that changes everything: we weren’t made to do something, but to know Someone. And it’s that Someone who can infuse our lives with infinite purpose and meaning.

Discover how to build a purpose-filled reality without turning your life upside down—so you can embrace the joy today that you always assumed was somewhere down the road.

jimmyandkelly.com

You're not alone.

Many men struggle in reading and understanding the Bible. But you don't have to read the Bible alone. With a little guidance, the Bible is more accessible than you can imagine!



This 10-session Bible study from Jimmy Needham is a comprehensive resource that tackles many of the obstacles facing Bible readers. Through this 10-session Bible study, you will:


- Overcome hurdles that keep you from getting the most out of the Bible.
- Build sustainable study habits to help you understand God's Word.
- See the Bible as not just a book but a bridge into relationship with the Living God.
- Discover that the Bible is for you (but not about you), and see how this truth impacts the way you read Scripture.

STUDYING ON YOUR OWN?

To enrich your study experience, be sure to access the videos available through a redemption code printed in this *Bible Study Book*.

LEADING A GROUP?

Each group member will need a *See for Yourself Bible Study Book*, which includes video access. Because all participants will have access to the video content, you can choose to watch the videos outside of your group meeting if desired. Or, if you're watching together and someone misses a group meeting, they'll have the flexibility to catch up.



ADDITIONAL RESOURCES

eBOOK with Video Access

Includes the content of this printed book but offers the convenience and flexibility that come with mobile technology.

005856248 **\$24.99**

DVD Set

005854327 **\$69.99**

More resources can be found online at lifeway.com/seeifyourself.

Price and availability subject to change without notice.

GET MORE OUT OF YOUR BIBLE READING.

This 10-session Bible study will help you overcome the obstacles that keep many from getting the most out of the Bible: where to start, how to study, how it applies today, and how to deal with tough questions that may come up. Designed to be a practical, interactive guide, this study will equip you to explore Scripture with confidence. You'll experience the joy of seeing the Bible for what it truly is—a gateway to know the living God.

Lifeway[®]

lifeway.com/seeforyourselfmen

