

13 media-driven, interactive worship
experiences for kids grades 1–6

KIDS

BIBLE STUDIES FOR LIFE®

Worship

How-to USE

KIDS

**BIBLE
STUDIES
FOR LIFE®**

Worship

Bible Studies For Life: Kids Worship enables kids to experience an interactive large-group worship in a kid-friendly setting!

Customize each session to fit the needs of your kids, leaders, and worship environment. Included are Bible stories, worship songs, videos, games, Bible verse activities, and more. There also are ideas for small group activities to use during your drop-off or pick-up times. Here's a breakdown of a suggested schedule. Adapt it to fit your time and space.

PRODUCTION NOTES

Tailor *Kids Worship* to your kids and leaders:

- For easy prep: Enlist a Worship Leader to show music videos and lead songs. Prepare the Connection Point Game and Bible Verse activity, and show the videos for the Bible Story and Connection Point Missions.
- Have an additional leader? Enlist that person to lead the Connection Point game, Bible Verse activity, and missions. Then prepare and tell the Bible Story for an interactive experience with your kids.
- Do you have musicians who would like to lead worship songs? Check out the lead sheets on the DVD-ROM or substitute your songs.
- Need easy ideas for decorating your stage area? See “Decorating Tips” in the How-To section on the DVD-ROM.

HUDDLE UPS	Optional small group activities for your drop-off or pick-up times	Small Group Leaders
COUNTDOWN VIDEO	Signals the end of Huddle Ups and beginning of worship time	Video
WORSHIP SONG	Use preselected song or choose one of your own	Video or Worship Leader/Team options
WELCOME AND PRAYER	Introduction to Bible story and Bible verse	Bible Study Leader
TRUE 2 LIFE DRAMA OR “THE ADVENTURES OF DAB AND DEREK” VIDEO	Reinforces the Life Point	Video or drama script option
CONNECTION POINT GAME	Interactive game to create excitement about the day's Bible story or Life Point	Connection Point Leader
WORSHIP SONG	Use preselected song or choose one of your own	Video or Worship Leader/Team options
BIBLE STORY	Lead an interactive Bible study. Want a different Bible story than what kids heard in small groups? Choose the optional Bible story on the DVD-ROM.	Bible Study Leader or video option
WORSHIP SONG AND OFFERING	Offering; Choose a favorite worship song	Worship Leader/Team
CONNECTION POINT BIBLE VERSE	Interactive Bible Verse activity	Connection Point Leader
CONNECTION POINT MISSIONS	Missions video and summary	Video and Connection Point Leader
REAL LIFE CONNECTIONS	Lead a conversation to help kids apply the Life Point and reinforce learning	Bible Study Leader

UNIT 1: GOD IS

Session 4: God Gave the Ten Commandments

BIBLE PASSAGE

Exodus 19–20; 31:18;
Deuteronomy 5:1–21

LIFE POINT

God is holy.

CHRIST FOCUS

Jesus never sinned.

LEVEL OF BIBLICAL LEARNING

God is holy.

SUGGESTED USE DATE: September 28

BIBLE VERSE

There is no one holy like the LORD. There is no one besides you! And there is no rock like our God. 1 Samuel 2:2 (CSB)

There is none holy as the LORD: for there is none beside thee: neither is there any rock like our God. 1 Samuel 2:2 (KJV)

SUPPLY LIST**Arrival Huddle Up**

- large assortment of variously colored pony beads
- 1 large wooden bead
- timer

Bonus Huddle Up

- crayons
- “God Gave the Ten Commandments” coloring sheet (1 per child)

Dismissal Huddle Up

- Bible
- 2 pool noodles

Worship Song

- none

Welcome and Prayer

- none

True2Life Drama

- outdoor trash can
- papers

Connection Point Game

- none

Worship Song

- none

Bible Story

- Bible
- divided plate or sectioned takeout container

Worship Song and Offering

- none

Connection Point Bible Verse

- none

Connection Point Missions

- none

Real Life Connections

- One Conversation Page (1 per child)

MUSIC AND MEDIA

- **Countdown:**
“Countdown” video
- **Worship Song:**
“Infinite (Psalm 147:5)” video
- **Welcome and Prayer:**
Life Point and Bible Verse slides
- **True2Life Drama:**
“The Adventures of Dab and Derek” video (optional)
- **Connection Point Game:**
Connection Point Game slide
- **Worship Song:**
“No One Like You” video
- **Bible Story:**
Bible Story and Christ Focus slides; “Scripture Sketches” video (optional)
- **Worship Song and Offering:**
Worship song of your choice
- **Connection Point Bible Verse:**
Connection Point Bible Verse and Bible Verse slides
- **Connection Point Missions:**
Connection Point Missions and Connect to Missions slides
- **Real Life Connections:**
Real Life Connections, Real Life Questions, and Life Point slides

Media Note: Look for the play button symbol (▶) to easily identify media cues.

HUDDLE UPS

Huddle Ups are optional activities for churches that have a drop-off time before the session begins or a pick-up time as parents arrive at the end of the session. It's a great time for kids to interact with a small group leader through games, conversations, or review questions.

- ➔ Estimated time: varies according to schedule
- ➔ Tech: none
- ➔ People: Small Group Leaders
- ➔ Supplies *(for each small group)*:
 - Arrival Huddle Up—large assortment of variously colored pony beads, 1 large wooden bead, timer
 - Bonus Huddle Up—crayons, “God Gave the Ten Commandments” coloring sheet *(1 per child)*
 - Dismissal Huddle Up—Bible, 2 pool noodles

ARRIVAL HUDDLE UP

(Form small groups. Lead the following Huddle Up activity as kids arrive for worship time.)

Prep: Add the wooden bead to the assortment of pony beads.

- Pour the assortment of beads on the floor.
- Challenge kids to quickly sort the beads by color.
- Use a timer to determine how long it takes the group to sort all of the beads.
- **Leader note:** *Be sure kids put the one wooden bead in a “pile” to itself.*
- Announce the time it took for kids to complete the task.
- Mix all of the beads.
- Lead kids to sort the beads again.
- Challenge the group to beat their previous time.
- Announce the time and celebrate success.
- Direct attention to the solitary wooden bead.
- Ask: “Why is the wooden bead by itself?”
- Affirm that the wooden bead is separate because it is not like the others.
- Tell kids that God is unlike any person or thing because He is holy.

- Explain that *holy* means “to be separate or set apart.”
- Comment that God is holy because He is separate from sin.
- Watch for the *Countdown* video to signal the end of Huddle Ups. Guide your small group to join the others to begin worship.

BONUS HUDDLE UP

(This is an extra Huddle Up activity to be used during arrival or dismissal time.)

Prep: Print this session’s coloring sheet (available on the DVD-ROM).

- Comment that God wrote the Ten Commandments on two stone tablets and gave them to Moses.
- Distribute crayons and coloring sheets.
- Invite kids to color on their pages.

DISMISSAL HUDDLE UP

(Lead small groups in the following Huddle Up activity as they await pick-up.)

Prep: none

- Review the Life Point: **God is holy.**
- Read aloud 1 Thessalonians 4:7.
- Say: “It is impossible to be as holy as God, but it is important to follow His example of holiness. God hates sin, and we should, too.”
- Form a large circle.
- Choose two kids to stand in the center of the circle.
- Give each player a pool noodle.
- Challenge each player to tap his opponent’s shoe with the pool noodle.
- Lead the winner to choose one of these phrases:
 - Because God is holy, kids should always ...
 - Because God is holy, kids should never ...
- Challenge the opponent to finish the sentence.
- Choose two new players and play again.
- **Leader tip:** *Limit rounds to one minute to minimize waiting time. If there is no winner after one minute, lead the entire group to say the Life Point together.*

COUNTDOWN VIDEO

- ➔ Estimated time: 3 minutes
- ➔ Tech: “Countdown” video
- ➔ People: none
- ➔ Supplies: none

► Play the “Countdown” video 3 minutes prior to the start of your worship time.

WORSHIP SONG

- ➔ Estimated time: 3 minutes
- ➔ Tech: Music video, mics for singers, lights *(optional)*
- ➔ Music: “Infinite (Psalm 147:5)” *(lead sheet available on DVD-ROM)* or download a worship song of your choice
- ➔ People: Worship Leader and/or Worship Team
- ➔ Supplies: none

WORSHIP LEADER

God is powerful and His love goes on forever! That’s good news, friends! Turn to your neighbors and say: “That’s good news!” *(Allow kids to respond.)*

Let’s celebrate this good news! Stand with me and let’s worship God with singing.

(Kids stand to sing.)

► Show the music video.

WELCOME AND PRAYER

- ➔ Estimated time: 5 minutes
- ➔ Tech: *Life Point* and *Bible Verse* slides
- ➔ People: Bible Story Leader
- ➔ Supplies: none

BIBLE STORY LEADER

Hey, kids! Isn’t it great to be at church today? I’m glad that we are all here to worship and learn about God.

If you wanted to tell someone what church was like, what would you say? *(Allow for responses.)* You might tell the person that you sing songs to God, pray, and read from the Bible.

What if you wanted to tell someone what a banana tastes like? What would you say? *(Allow for responses.)* That one was more difficult!

OK, what if you had to explain what God is like? What words would you use? *(Allow for responses.)* Those were great answers! God is good, powerful, loving, kind, and fair. There are lots more words we could use to describe God, too! Today you’ll hear another word that tells what God is like.

► Show the Life Point slide.

God is holy. Say that with me: **“God is holy.”**

God is holy. That means that God is separate from sin. God is completely perfect, good, and right. Let’s say together 1 Samuel 2:2.

► Show the Bible Verse slide.

BIBLE VERSE:

(Select your preferred version.)

- There is no one holy like the Lord. There is no one besides you! And there is no rock like our God.
1 Samuel 2:2 (CSB)
- There is none holy as the Lord: for there is none beside thee: neither is there any rock like our God.
1 Samuel 2:2 (KJV)

God is different from the people He created. He is greater than all things—perfect in every way! People are not perfect and often make wrong choices. The things that we think, say, and do that disobey God are called *sin*. Sin is a big problem. Our sin separates us from God because He is holy.

We will talk more about our sin problem and God’s plan to fix it. For now, let’s pray and praise God for His holiness. After we pray, we will check in with the True2Life team *(or “The Adventures of Dab and Derek”).*

(Lead kids to pray.)

TRUE2LIFE DRAMA

- ➔ Estimated time: 3-5 minutes
- ➔ Tech: *The Adventures of Dab and Derek* video (optional)
- ➔ People:
 - Daniella (*young girl from a Christian home*)
 - Davis (*Daniella's older brother*)
- ➔ Supplies: outdoor trash can, papers

Option 1: Rehearse and present the following script.

Option 2: Show the video: “*The Adventures of Dab and Derek*.”

Set the trash can at center stage. Daniella enters, suspiciously trying to toss some papers into the trash can. Davis walks up behind her.

Davis: Daniella, what are you doing?

Daniella: Davis! You scared me!

Davis: Is that a test you're throwing away?

Daniella: Don't worry about it. *(She opens the trash can and tosses the papers into it.)*

Davis: Hang on. Daniella, why are you doing that? Shouldn't Mom and Dad see it? *(He reaches into the can and pulls out the papers.)*

Daniella: It's fine. *(She starts to leave.)*

Davis: This says it needs a parent's signature. You failed this test.

Daniella: It's no big deal. Becca, my new friend, said no one cares about tests here. It's just how it is at our new school.

Davis: I'm sure Mom and Dad would care about it!

Daniella: Becca said that teachers don't ever call parents here, and all you have to say is that you lost the test.

Davis: That would be a lie.

Daniella: Our new school has new rules. That's just how it is.

Davis: Daniella, you may be in a new school, but you are the same person with the same God. And God's rules don't change.

Daniella: What does God have to do with this?

Davis: God has everything to do with ... well ... EVERYTHING! One of God's commands is to tell the truth.

Daniella: Well, I don't lie about important things! This is just a little thing. Becca said it's what everyone does.

Davis: Daniella, you are different from everyone else. You worship a holy God who gave very clear instructions of how to be more like Him. God said you should not lie.

Daniella: God will understand.

Davis: God will understand that you are being disobedient. God is holy and demands our worship and obedience. Are you saying He doesn't deserve that?

Daniella: I never said that.

Davis: But you ARE saying that when you make the choice to disobey God.

Daniella: Oh. I didn't think about it that way.

Davis: God wants us to be different from other people. He expects us to follow His example to live holy lives. We will never be perfect, but we can do our best to be more like Him.

Daniella: You're right, Davis. I can't believe I thought it was a good idea to throw away this test! What was I thinking? I should have never listened to Becca.

Davis: There is no one like God! He is holy, and He will always lead you to do what is right.

Daniella: *(sighs loudly)* Will you come with me to show this to Mom and Dad?

(Davis nods. They exit.)

(END SCENE)

CONNECTION POINT GAME

- ➡ Estimated time: 10 minutes
- ➡ Tech: *Connection Point Game* slide
- ➡ People: Connection Point Leader, all kids
- ➡ Supplies: none

GAME INSTRUCTIONS:

- *Form pairs.*
- *Instruct pairs to stand, facing each other.*
- *Designate 1 person in each pair to be the actor.*
- *Designate the actor's partner to be the mirror.*
- *Explain that the actor will perform an action, and the mirror will mimic the action.*
- *After a minute, lead partners to swap roles.*
- *As kids become familiar with the game, announce a "twist."*
 - *Be a magnifying mirror. (Overly exaggerate the actor's movements.)*
 - *Be an opposite mirror. (Do the opposite of the actor's movements.)*
 - *Be a slow motion mirror. (Reflect the actor's movements in slow motion.)*
- *Play as your time allows.*

CONNECTION POINT LEADER

- ▶ *Show the Connection Point Game slide.*

Today's game is for all of us to play! Everyone, find a partner! (*Help kids form pairs. Be prepared to play if you have an uneven number of kids.*)

Partners, you need to decide which of you will be the actor. If you are not the actor, then you are the mirror. Don't worry if you'd like to do both! Everyone will get a turn to be the actor and the mirror. (*Lead partners to designate actors and mirrors.*)

Actors, your job is to stand in front of your mirror and do an action. You might pretend to brush your hair or brush your teeth. Mirrors, your job is to follow the actor's movements and do whatever he does. After we get warmed up and understand how to play, I'll add a "twist" to make the game more fun!

Do all of you understand how to play? (*Answer any questions and play the game.*)

Our mirrors got a little silly! What really happens when you look into a mirror? (*Allow for responses.*) Your reflection in the mirror looks just like you! It moves like you and shows you what you look like.

When we see how holy and awesome God is, we should want to be like a mirror. We should want to act like God, love like God, and be like God. Following God's example and obeying His commands makes us more and more like Him.

WORSHIP SONG

- ➡ Estimated time: 3 minutes
- ➡ Tech: Music video, mics for singers, lights (*optional*)
- ➡ Music: "No One Like You" (*lead sheet available on DVD-ROM*) or download a worship song of your choice
- ➡ People: Worship Leader and/or Worship Team
- ➡ Supplies: none

WORSHIP LEADER

Psalm 99:3 says that we should praise God's great and awesome name because He is holy! There is no one like God! Let's stand and sing!

(*Kids stand to sing.*)

- ▶ *Show the music video.*

BIBLE STORY

- ➡ Estimated time: 10 minutes
- ➡ Tech: *Christ Focus* and *Bible Story* slides; "Scripture Sketches" video (*optional*)
- ➡ People: Bible Story Leader
- ➡ Supplies: Bible, divided plate or sectioned takeout container

Option 1: *Gather the suggested supplies and tell the following Bible story.*

Option 2: *Show the video: Scripture Sketches.*

Option 3: *Tell the Optional Bible Story available on the DVD-ROM. This session's optional Bible story is "Joshua and Caleb," Numbers 13–14.*

BIBLE STORY LEADER

► *Show the Bible Story slide.*

I've heard it said that there are two kinds of people: people who don't want their foods to touch and everyone else! Which are you? If you have a plate of food, does it bother you for the different foods to touch and run together? (*Allow for responses.*)

(*Show the divided plate.*) If you are a person who doesn't like your foods to touch, this might be the plate for you! Look! It has a separate section for each food. You could put macaroni and cheese in one section, carrots in another, and chicken fingers in the last section. Everything has its own spot and nothing touches or runs together!

This plate reminds me of holiness. Remember *holy* means "to be separate or set apart." Because God is holy, He must be completely separated from sin. God and sin can't touch and run together like food on a plate. God must stay separate from sin.

God is holy, and He wants us to live holy lives. That means staying away from sin and obeying God's commands. Let's hear a Bible story about a day when God gave the people commands to obey.

(*Open the Bible to Exodus 19.*)

After God sent Moses to lead the people out of Egyptian slavery and to take them to a good land, the Israelites traveled into the wilderness and camped in front of Mount Sinai.

God had a message for the people, and He called Moses up to the mountain. God told Moses, "Remind the people what I did when I rescued them from the Egyptians. Tell them if they listen to Me and obey what I tell them, I will honor them above all people. They will be My holy nation."

(*Read Exodus 19:7-8.*)

After Moses came back, he summoned the elders of the people and set before them all these words that the LORD had commanded him. Then all the people responded together, "We will do all that the Lord has spoken." So Moses brought the people's words back to the LORD.

God told Moses that He would come to him in a cloud and speak so the people could hear. Moses instructed the people to wash their clothes, cleanse

themselves, and prepare to hear from God. Moses warned the people not to go near the mountain.

(*Read Exodus 19:16-17.*)

On the third day, when morning came, there was thunder and lightning, a thick cloud on the mountain, and a very loud blast from a ram's horn, so that all the people in the camp shuddered. Then Moses brought the people out of the camp to meet God, and they stood at the foot of the mountain.

Mount Sinai was completely covered in smoke because God came down on it in fire. The whole mountain shook! Moses spoke, and God answered him in the thunder! God called for Moses to come up the mountain. Then God spoke these commands for the people:

- I am the Lord your God. Do not have any other gods but Me.
- Do not make or worship statues or idols.
- Honor and respect God's name. Do not use God's name in a bad way.
- Remember the Sabbath day and keep it holy. Work six days and rest on the seventh.
- Honor and respect your father and mother.
- Do not murder.
- Keep your marriage promises.
- Do not steal.
- Do not lie.
- Do not want things that belong to someone else.

God wrote the Ten Commandments on two stone tablets and gave them to Moses.

(*Read Exodus 20:18,20.*)

All the people witnessed the thunder and lightning, the sound of the ram's horn, and the mountain surrounded by smoke. When the people saw it they trembled and stood at a distance. Moses responded to the people, "Don't be afraid, for God has come to test you, so that you will fear him and will not sin."

(*Close the Bible.*)

Sadly, people do not always obey God's commands. Disobeying God is sin. God is holy and requires

punishment for sin. The Bible says that all people—except Jesus—sin and need God’s forgiveness.

► *Show the Christ Focus slide.*

Jesus never sinned. He always followed God’s commands! Jesus did not deserve God’s punishment for sin, but Jesus chose to take our punishment when He died on the cross.

Because Jesus died and rose again, people who choose to trust Him as Savior and Lord can ask God to forgive their sins. God’s forgiveness means that we can be together with God instead of separated from Him! Jesus fixed our sin problem!

WORSHIP SONG AND OFFERING

- ➡ Estimated time: 3 minutes
- ➡ Tech: mics for singers, lights *(optional)*
- ➡ Music: Use a favorite song or download a worship song of your choice.
- ➡ People: Worship Leader and/or Worship Team
- ➡ Supplies: none

WORSHIP LEADER

I am so glad that God sent Jesus! He is the only answer to our sin problem! Let’s pray and thank God for Jesus.

(Lead kids to pray.)

Optional Giving Segment:

It’s time to give an offering. Some of the money people give at church helps others around the world hear the good news that God sent Jesus to fix their sin problem. If you would like to give an offering today, ...

(Give your own directions for how the kids can give their offerings. After collecting the offering, guide kids to stand for the worship song.)

► *Play your selected worship song.*

CONNECTION POINT BIBLE VERSE

- ➡ Estimated time: 5-8 minutes
- ➡ Tech: *Connection Point Bible Verse* and *Bible Verse* slides
- ➡ People: Connection Point Leader, all kids
- ➡ Supplies: none

ACTIVITY INSTRUCTIONS:

- *Select your preferred version of the Bible verse.*
- *Say the verse and lead kids to repeat it after you.*
- *Explain that you will start the verse, stopping at a random word.*
- *Lead kids to stand, say the next word, and quickly sit.*
- *Continue saying the verse, stopping periodically and allowing kids to supply the next word.*
- *Play several times.*
- *Lead kids to say together the Bible verse.*

BIBLE VERSE:

(Select your preferred version.)

- There is no one holy like the Lord. There is no one besides you! And there is no rock like our God.
1 Samuel 2:2 (CSB)
- There is none holy as the Lord: for there is none beside thee: neither is there any rock like our God.
1 Samuel 2:2 (KJV)

CONNECTION POINT LEADER

► *Show the Connection Point Bible Verse slide.*

It’s time to say our Bible verse! Say with me
1 Samuel 2:2.

► *Show the Bible Verse slide.*

(Lead kids to read aloud your preferred version.)

What an exciting Bible verse! There is no one like God! We’ve already talked a lot about what it means that God is holy, but what do you think it means that “there is no rock like our God”? *(Allow for responses.)*

Rocks are strong and not easily moved. When the verse says that God is a rock, it means that God

is strong and powerful. We can count on God and know that He never changes.

(Lead the activity.)

CONNECTION POINT MISSIONS

- ➔ Estimated time: 5-8 minutes
- ➔ Tech: *Connection Point Missions* and *Connect to Missions* slides
- ➔ People: Connection Point Leader
- ➔ Supplies: none

CONNECTION POINT LEADER

► *Show the Connection Point Missions slide.*

The Somali people play an important role in helping the economy in Columbus, Ohio. Over 500 independent Somali businesses are part of the local culture in the Columbus area, including retail shops, restaurants, and specialized trades.

► *Show the Connect to Missions slide.*

Chroma Church is in a suburb of Columbus, and under the leadership of Lead Pastor Isaac Surh. Isaac wants the church to be diverse, just like heaven will be, with people from all tribes and nations.

Let's pray for Chroma to be a church for people of many different cultures.

(Invite a child to lead the group to pray. If no one volunteers, voice a prayer yourself.)

REAL LIFE CONNECTIONS

- ➔ Estimated time: 3-5 minutes
- ➔ Tech: *Real Life Connections*, *Real Life Questions*, and *Life Point* slides; microphone to take to individuals in group *(optional)*
- ➔ People: Bible Story Leader
- ➔ Supplies: One Conversation Page *(1 per child)*

Prep: Print this session's One Conversation Page (available on the DVD-ROM). Lead a conversation with your kids about today's Bible story and Life Point. Show the Real Life Questions slides and discuss each question.

BIBLE STORY LEADER

► *Show the Real Life Connections slide.*

Today we've heard that God is holy. While we will never be perfect like God, He does want us to follow His example of holiness. Let's talk about some ways to do that.

► *Show each Real Life Questions slide.*

- What does it mean that God is *holy*?
- Why is sin a big problem?
- How can kids follow God's example to be holy?
- Describe a time when being holy may require you to make different choices than other kids.

► *Show the Life Point slide.*

God is holy. Say that with me: **"God is holy."**

This has been such a great time together. It's been awesome talking about the holiness of God. I hope it encourages you to want to be more like God and turn away from sin.

I'm glad you came to church today. Invite a friend and come again next time! I'll see you soon.

Leader notes:

- If you plan to utilize the Dismissal Huddle Up, guide kids to their small groups.*
- Send each child home with a One Conversation Page. Suggest families check out the "At Home" discipleship option at the bottom of the page.*

Decorating IDEAS

UNIT 1: GOD IS

- Piece together large sheets of bulletin board paper to cover an entire focal wall. Tape the backs of the papers together, using clear packing tape. Use various colors of spray paint to create a graffiti wall. In the center of the paper use a fun, graffiti-style font to spray paint *GOD IS*. In the areas around the paper's edges, paint the words *all-knowing, in control, powerful, loving, kind, and holy*. Fill a paint brush with acrylic paint and flick it toward the paper to create paint splatters. Tape the finished artwork to a focal wall.
- Gather several drop cloths (*or bed sheets*) and spatter them with paint. Arrange the cloths on the floor of the stage area.
- Set a large A-frame ladder on the drop cloths. (*Ladder is for decorating purposes only. Keep away from children.*) Add other painting elements such as brushes, rollers, empty paint cans, paint trays, and so on.

UNIT 2: THE WORD OF GOD

- Search online for free Bible story illustrations. Print the illustrations and mount them on brightly colored papers. Display the illustrations around your worship area.
- Place a table where children will see it as they arrive for worship. Fill the table with Bibles of various shapes, sizes, colors, and translations. Encourage kids to look at the Bibles and compare them.
- Designate a focal wall as a Scripture wall. Provide sticky notes of various colors and markers. Encourage kids to write their favorite Bible verses on the sticky notes, one verse per note. Allow kids to place their completed sticky notes on the wall to create a collage. Suggest kids add a new verse each week! Invite each child to select a sticky note from the wall to take home at the end of the unit.

UNIT 3: GOD'S PROMISES

- Create a tree house theme for your stage area. Use nature items to accentuate the scene, such as: greenery, burlap, artificial flowers, and rocks.
- Use a large cardboard appliance box to fashion a tree house. Paint the box fun colors, using acrylic paints.
- Use colored crepe paper to make a rainbow that spans the width of your stage.
- Cut large cloud shapes from poster board. Glue cotton balls or quilting batting to cover each cloud shape. Attach fishing line to the clouds and hang them from the ceiling.

Sharing

THE GOSPEL

with Kids

The word ***gospel*** means “***good news***.”

It is the message about ***Christ***, the ***kingdom of God***, and ***salvation***.



God rules. The Bible tells us God created everything, including you and me, and He is in charge of everything. Recite Genesis 1:1 from memory or read it in the Bible. *Read REVELATION 4:11 and COLOSSIANS 1:16-17.*



We sinned. Since the time of Adam and Eve, everyone has chosen to disobey God (Romans 3:23). The Bible calls this sin. Because God is holy, God cannot be around sin. Sin separates us from God and deserves God's punishment of death (*ROMANS 6:23*).



God provided. Read John 3:16 aloud. God sent His Son, Jesus, the perfect solution to our sin problem, to rescue us from the punishment we deserve. It's something we, as sinners, could never earn on our own. Jesus alone saves us. *Read EPHESIANS 2:8-9.*



Jesus gives. Jesus lived a perfect life, died on the cross for our sins, and rose again. Because Jesus gave up His life for us, we can be welcomed into God's family for eternity. This is the best gift ever! *Read ROMANS 5:8; 2 CORINTHIANS 5:21; or 1 PETER 3:18.*



We respond. We can respond to Jesus. “The ABCs of Becoming a Christian” is a simple tool that helps us remember how to respond when prompted by the Holy Spirit to the gift Jesus offers.

Admitt

Believe

Confess

Admit to God that you are a sinner. The first people God created chose to sin and disobey God. Ever since then, all people have chosen to sin and disobey. (Romans 3:23) Tell God you messed up and you are sorry for doing your own thing and turning away from Him through your thoughts, words, and actions. Repent, turn away from your sin. (Acts 3:19; 1 John 1:9) Repent doesn't just mean turning from doing bad things to doing good things. It means turning from sin and even from your own good works and turning to Jesus, trusting only in Him to save you.

Believe that Jesus is God's Son and accept God's gift of forgiveness from sin. You must believe that only Jesus can save you and you cannot save yourself from your sin problem—not even by praying to God, going to church, or reading your Bible. Your faith or your trust is only in Jesus and what He did for you through His life, death, and resurrection. (Acts 16:31; Acts 4:12; John 14:6; Ephesians 2:8-9)

Confess your faith in Jesus Christ as Savior and Lord. Tell God and tell others what you believe. If Jesus is your Savior, you are trusting only in Him to save you. Jesus is also Lord, which means He is in charge and calling the shots in your life. You can start following Him and doing what He says in the Bible. You are born again into a new life and look forward to being with God forever. (Romans 10:9-10,13)



UNIT 1: GOD IS

Session 4: God Gave the Ten Commandments

KIDS

BIBLE
STUDIES
FOR LIFE®

Worship

BIBLE PASSAGE

Exodus 19–20; 31:18;
Deuteronomy 5:1–21

LIFE POINT

God is holy.

- ➔ People:
 - Daniella (*young girl from a Christian home*)
 - Davis (*Daniella's older brother*)
- ➔ Supplies: outdoor trash can, papers

Set the trash can at center stage. Daniella enters, suspiciously trying to toss some papers into the trash can. Davis walks up behind her.

Davis: Daniella, what are you doing?

Daniella: Davis! You scared me!

Davis: Is that a test you're throwing away?

Daniella: Don't worry about it. (*She opens the trash can and tosses the papers into it.*)

Davis: Hang on. Daniella, why are you doing that? Shouldn't Mom and Dad see it? (*He reaches into the can and pulls out the papers.*)

Daniella: It's fine. (*She starts to leave.*)

Davis: This says it needs a parent's signature. You failed this test.

Daniella: It's no big deal. Becca, my new friend, said no one cares about tests here. It's just how it is at our new school.

Davis: I'm sure Mom and Dad would care about it!

Daniella: Becca said that teachers don't ever call parents here, and all you have to say is that you lost the test.

Davis: That would be a lie.

Daniella: Our new school has new rules. That's just how it is.

Davis: Daniella, you may be in a new school, but you are the same person with the same God. And God's rules don't change.

Daniella: What does God have to do with this?

Davis: God has everything to do with ... well ... EVERYTHING! One of God's commands is to tell the truth.

Daniella: Well, I don't lie about important things! This is just a little thing. Becca said it's what everyone does.

Davis: Daniella, you are different from everyone else. You worship a holy God who gave very clear instructions of how to be more like Him. God said you should not lie.

Daniella: God will understand.

Davis: God will understand that you are being disobedient. God is holy and demands our worship and obedience. Are you saying He doesn't deserve that?

Daniella: I never said that.

Davis: But you ARE saying that when you make the choice to disobey God.

Daniella: Oh. I didn't think about it that way.

Davis: God wants us to be different from other people. He expects us to follow His example to live holy lives. We will never be perfect, but we can do our best to be more like Him.

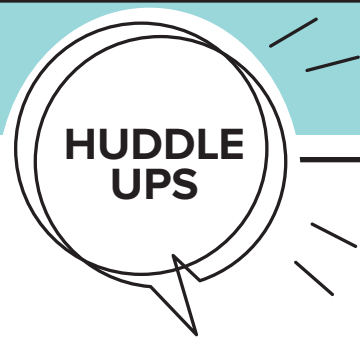
Daniella: You're right, Davis. I can't believe I thought it was a good idea to throw away this test! What was I thinking? I should have never listened to Becca.

Davis: There is no one like God! He is holy, and He will always lead you to do what is right.

Daniella: (*sighs loudly*) Will you come with me to show this to Mom and Dad?

(*Davis nods. They exit.*)

(END SCENE)



UNIT 1: GOD IS

Session 4: God Gave the Ten Commandments



BIBLE PASSAGE

Exodus 19–20; 31:18;
Deuteronomy 5:1-21

LIFE POINT

God is holy.

ARRIVAL HUDDLE UP

(Form small groups. Lead the following Huddle Up activity as kids arrive for worship time.)

- ➡ *Supplies: large assortment of variously colored pony beads, 1 large wooden bead, timer*
- ➡ *Prep: Add the wooden bead to the assortment of pony beads.*
- Pour the assortment of beads on the floor.
- Challenge kids to quickly sort the beads by color.
- Use a timer to determine how long it takes the group to sort all of the beads.
- **Leader note:** *Be sure kids put the one wooden bead in a “pile” to itself.*
- Announce the time it took for kids to complete the task.
- Mix all of the beads.
- Lead kids to sort the beads again.
- Challenge the group to beat their previous time.
- Announce the time and celebrate success.
- Direct attention to the solitary wooden bead.
- Ask: “Why is the wooden bead by itself?”
- Affirm that the wooden bead is separate because it is not like the others.
- Tell kids that God is unlike any person or thing because He is holy.
- Explain that *holy* means “to be separate or set apart.”
- Comment that God is holy because He is separate from sin.
- Watch for the *Countdown* video to signal the end of Huddle Ups. Guide your small group to join the others to begin worship.

BONUS HUDDLE UP

(This is an extra Huddle Up activity to be used during arrival or dismissal time.)

- ➡ *Supplies: crayons, “God Gave the Ten Commandments” coloring sheet (1 per child)*
- ➡ *Prep: Print this session’s coloring sheet (available on the DVD-ROM).*
- Comment that God wrote the Ten Commandments on two stone tablets and gave them to Moses.
- Distribute crayons and coloring sheets.
- Invite kids to color on their pages.

DISMISSAL HUDDLE UP

(Lead small groups in the following Huddle Up activity as they await pick-up.)

- ➡ *Supplies: Bible, 2 pool noodles*
- ➡ *Prep: none*
- Review the Life Point: **God is holy.**
- Read aloud 1 Thessalonians 4:7.
- Say: “It is impossible to be as holy as God, but it is important to follow His example of holiness. God hates sin, and we should, too.”
- Form a large circle.
- Choose two kids to stand in the center of the circle.
- Give each player a pool noodle.
- Challenge each player to tap his opponent’s shoe with the pool noodle.
- Lead the winner to choose one of these phrases:
 - Because God is holy, kids should always ...
 - Because God is holy, kids should never ...
- Challenge the opponent to finish the sentence.
- Choose two new players and play again.
- **Leader tip:** *Limit rounds to one minute to minimize waiting time. If there is no winner after one minute, lead the entire group to say the Life Point together.*



OPTIONAL BIBLE STORY

UNIT 1: GOD IS

Session 4: Joshua and Caleb

KIDS

BIBLE
STUDIES
FOR LIFE®

Worship

BIBLE PASSAGE
Numbers 13–14**LIFE POINT**
God is holy.

- ➔ Supplies: Bible, divided plate or sectioned takeout container
- ➔ Prep: none

If you have a plate of food, does it bother you for different foods to touch and run together? (*Allow for responses and show the divided plate.*) If you are a person who doesn't like your foods to touch, this might be the plate for you! Look! It has a separate section for each food. You could put macaroni and cheese in one section, carrots in another, and chicken fingers in the last section. Everything has its own spot and nothing touches or runs together!

This plate reminds me of holiness. Remember *holy* means “to be separate or set apart.” Because God is holy, He must be completely separated from sin. God and sin can't be together like food on a plate.

God is holy, and He wants us to live holy lives. That means staying away from sin and obeying God's commands. Let's hear a Bible story about a some people who did not obey God.

(*Open Bible to Numbers 13.*)

The Israelites finally arrived at Canaan, the good land that God had promised to them. Before the people went in, God told Moses to send 12 men to scout out the land. Moses selected Caleb, Joshua, and 10 other men. Then Moses gave the men instructions.

(*Read Numbers 13:18,20.*)

“See what the land is like, and whether the people who live there are strong or weak, few or many. ... Bring back some fruit from the land.”

The men left and were gone for 40 days. When they returned, they brought back pomegranates, figs, and a cluster of grapes so big, two men carried it on a pole! The men gave a report of all they had seen.

(*Read Numbers 13:27-28,31-32.*)

“We went into the land where you sent us. Indeed it is flowing with milk and honey, and here is some of its fruit. However, the people living in the land are strong, and the cities are large and fortified. ... We can't attack the people because they are stronger than we are!” So they gave a negative report to the Israelites about the land they had scouted.

All the people began to cry loudly, and they complained to Moses. They thought it would have been better to be slaves in Egypt! Caleb and Joshua tried to reason with the people and remind them of God's promise to give the land to Israel.

(*Read Numbers 14:7-9.*)

[They] said to the entire Israelite community, “The land we passed through and explored is an extremely good land. If the LORD is pleased with us, he will bring us into this land, a land flowing with milk and honey, and give it to us. Only don't rebel against the LORD, and don't be afraid of the people of the land, for we will devour them. Their protection has been removed from them, and the LORD is with us. Don't be afraid of them!”

The people refused to listen, and they threatened to throw stones at Caleb and Joshua! God punished Israel because of their disobedience. God told Moses that none of the people who disobeyed Him would enter the land of Canaan. The people would be shepherds in the wilderness for 40 years. At the end of 40 years, only Caleb, Joshua, and the people's children would be allowed into the land God promised.

The people were overcome with sadness and realized that they were wrong. They tried to enter Canaan, but they were attacked and chased away.


(*Close the Bible.*)

Sadly, people do not always obey God's commands. Disobeying God is sin. God is holy and requires punishment for sin. The Bible says that all people—except Jesus—sin and need God's forgiveness.

► *Show the Christ Focus slide.*

Jesus never sinned. He always followed God's commands! Jesus did not deserve God's punishment for sin, but Jesus chose to take our punishment when He died on the cross.

Because Jesus died and rose again, people who choose to trust Him as Savior and Lord can ask God to forgive their sins. God's forgiveness means that we can be together with God instead of separated from Him! Jesus fixed our sin problem!



GOD GAVE THE TEN COMMANDMENTS

Exodus 19–20; 31:18; Deuteronomy 5:1-21

© 2025 Lifeway

BIBLE STUDIES FOR LIFE®

Worship

LIFE POINT

God is holy.



THE BIBLE MEETS LIFE

From the Bible story your child discovered that God is holy. God gave the Ten Commandments so that His people could learn to be holy because God is holy.



LIVE IT OUT

Review the Ten Commandments with your child and discuss why each is important. Help her understand that God gave people rules to help us and keep us safe. God is holy and wants us to be holy, too.



LEVEL OF BIBLICAL LEARNING

God is holy.



DAILY BIBLE READING

Sunday: 1 Samuel 2:2

Monday: Leviticus 19:2

Tuesday: Psalm 96:9

Wednesday: Isaiah 5:16

Thursday: Exodus 15:11

Friday: Ezekiel 38:23

Saturday: Revelation 15:4



CONVERSATION

God Gave the Ten Commandments

**EXODUS 19–20; 31:18;
DEUTERONOMY 5:1-21**

It had been three months since the Israelites had followed Moses from Egypt. They were camped near the bottom of Mount Sinai when God called Moses to the top of the mountain. God told Moses, “Remind the people what I did when I rescued them from the Egyptians. Tell them if they listen to Me and obey what I tell them, I will honor them above all people. They will be My holy nation.”

Moses gave God’s message to the people, and they answered, “We will obey everything the Lord has said.”

God told Moses that He would speak in a thick cloud so the people could hear. Moses instructed the people to cleanse themselves and prepare to hear God. Moses told them not to go near the mountain.


On the morning of the third day, the people heard a loud trumpet. They saw lightning and heard thunder. Smoke covered Mount Sinai, and it shook. God appeared to Moses in a fire on top of the mountain and said, “I am the Lord your God who brought you out of Egypt.”

Moses was on the mountain for 40 days. When God finished speaking to Moses, He gave Moses two stone tablets. On the tablets were the Commandments that God wrote with His own finger.

1. Do not have other gods besides the one true God.
2. Do not make an idol to worship.
3. Do not misuse the name of the Lord your God.
4. Keep the Sabbath day holy.
5. Honor your father and mother.
6. Do not murder.
7. Keep your marriage promises.
8. Do not steal.
9. Do not lie.
10. Do not want things that belong to someone else.

When the people saw what was happening, they trembled and stood at a distance. Moses said to them, “Don’t be afraid. Listen to the Commandments I am telling you today, and be careful to obey them. The Lord our God has spoken from heaven so that you will know how to live and not sin. We will be His people if we keep His Commandments.”

WEEKLY VERSE 1 Samuel 2:2



Check out our **BIBLE STUDIES FOR LIFE AT HOME** resource for weekly family discipleship and worship.

KIDS

BIBLE STUDIES FOR LIFE®

Worship

UNIT 1 GOD IS

Session 4: God Gave the Ten Commandments



GOD

Bible STORY

GOD GAVE THE TEN COMMANDMENTS

*Exodus 19–20; 31:18;
Deuteronomy 5:1–21*






Bible **VERSE**

There is no one holy
like the LORD. There is
no one besides you!
And there is no rock
like our God.

1 Samuel 2:2 (CSB)




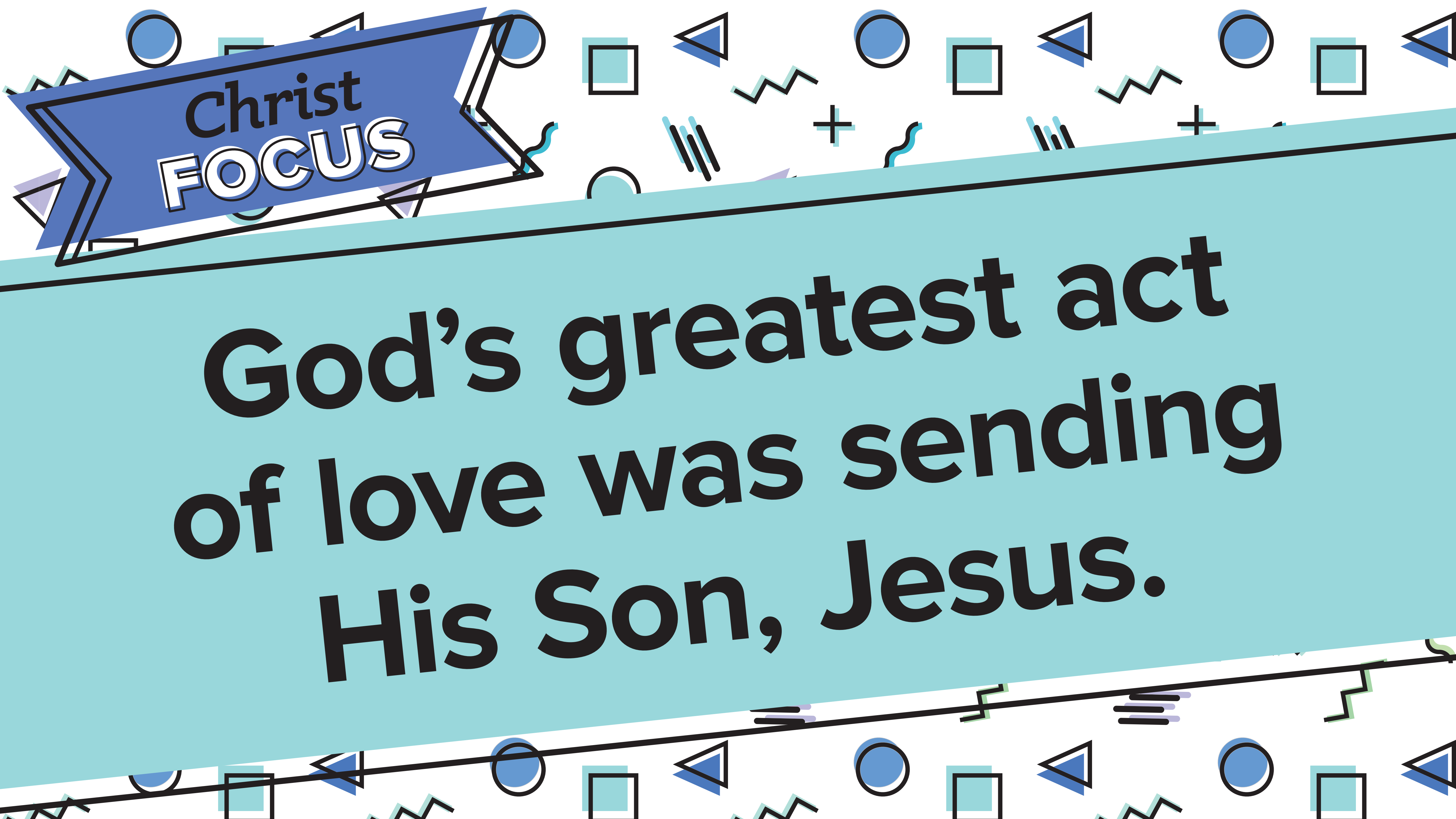


Bible **VERSE**

There is none holy as the
LORD: for there is none
beside thee: neither is there
any rock like our God.

1 Samuel 2:2 (KJV)



A decorative banner with a blue background and a black outline, featuring the text "Christ FOCUS". The banner is surrounded by various geometric shapes including circles, squares, triangles, and zig-zags in blue, teal, and black. The banner is positioned at the top left of the image, and the text "Christ FOCUS" is written in a bold, sans-serif font. "Christ" is in black and "FOCUS" is in white with a black outline.

**Christ
FOCUS**

Jesus never sinned.

Connect to MISSIONS

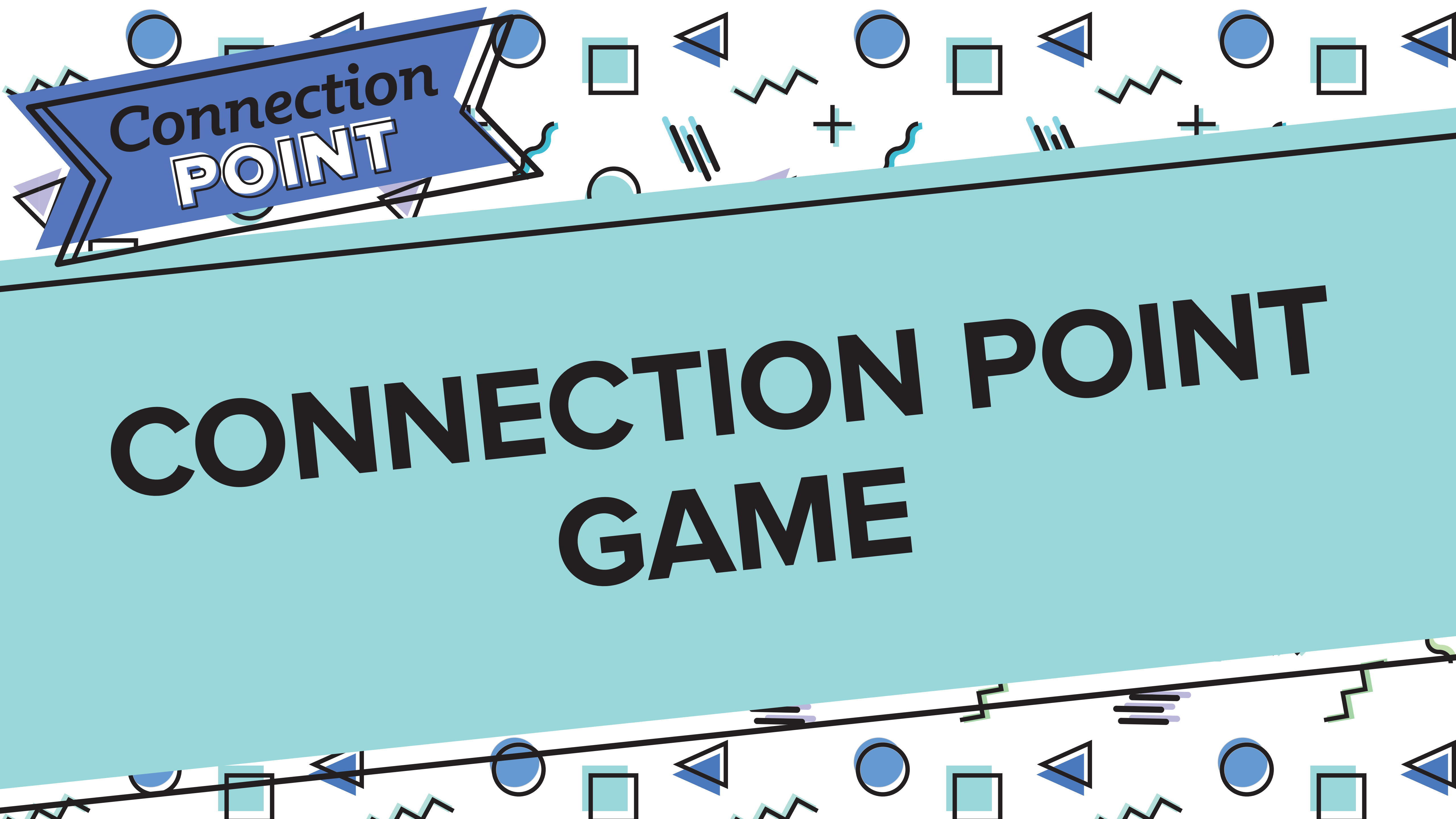
**Pray for Isaac and
Hannah Surh as
they help people
in Columbus, Ohio
learn about Jesus.**



A decorative banner with a blue background and a black border, featuring the text "Connection POINT". The banner is surrounded by various geometric shapes including circles, squares, triangles, and zig-zags in blue, teal, and black. The banner is tilted and has a 3D effect.

**Connection
POINT**

CONNECTION POINT BIBLE VERSE



CONNECTION POINT GAME

A decorative banner with a blue background and a black border, featuring the text "Connection POINT" in white. The banner is surrounded by various geometric shapes including circles, squares, triangles, and zig-zags in blue, teal, and black. The banner is tilted and has a 3D effect.

**Connection
POINT**

CONNECTION POINT MISSIONS

A decorative banner with a blue background and a black border, featuring the text "Life POINT". The banner is surrounded by various geometric shapes including circles, squares, triangles, and zig-zags in blue, teal, and black. The banner is tilted and has a 3D effect.

**Life
POINT**

God is holy.

A decorative banner with a blue background and a black border, featuring the text "Real Life CONNECTIONS". The banner is surrounded by various geometric shapes including circles, squares, triangles, and zig-zags in blue, teal, and black. The banner is tilted and has a 3D effect.

Real Life CONNECTIONS

What does it mean
that God is *holy*?

A decorative banner with a blue background and a black border, featuring the text "Real Life CONNECTIONS". The banner is surrounded by various geometric shapes including circles, squares, triangles, and zig-zags in blue, teal, and black. The banner is tilted and has a 3D effect.

Real Life CONNECTIONS

**Why is sin
a big problem?**

The image features a vibrant, abstract background with a light blue diagonal band. Above and below this band are white areas filled with various geometric shapes: blue circles, teal squares, blue triangles, and black outlines of these shapes. There are also black plus signs, wavy lines, and sets of three parallel lines. A blue banner with a black border is positioned in the top left corner, containing the text 'Real Life CONNECTIONS'.

Real Life CONNECTIONS

**How can kids
follow God's example
to be holy?**

The background of the entire image is decorated with various geometric shapes including circles, squares, triangles, and zig-zags in shades of blue, teal, and purple. A blue banner with a black border is positioned in the top left corner.

Real Life CONNECTIONS

**Describe a time when
being holy may require you
to make different choices
than other kids.**

A decorative banner with a blue background and a black border, featuring the word "WORSHIP" in bold, black, uppercase letters. The banner is surrounded by various geometric shapes including circles, squares, triangles, and zig-zags in shades of blue, teal, and black.

WORSHIP

REAL LIFE CONNECTIONS



Bible
VERSE

