



3RD & 4TH GRADE

# BIBLE STUDIES FOR LIFE®

GOD IS  
THE WORD OF GOD  
GOD'S PROMISES

KIDS LEADER GUIDE  
FALL 2025

God is holy.

# GOD GAVE THE TEN COMMANDMENTS



## LEADER BIBLE STUDY



### GOD LEVEL OF BIBLICAL LEARNING

God is holy.

### SCRIPTURE REFERENCE

Exodus 19–20; 31:18;  
Deuteronomy 5:1-21

### UNIT VERSE

Our Lord is great,  
vast in power; his  
understanding is infinite.  
Psalm 147:5 (CSB)

### WEEKLY VERSE

There is no one holy like  
the LORD. There is no  
one besides you! And  
there is no rock like our  
God. 1 Samuel 2:2 (CSB)

### SUGGESTED FOR THE WEEK OF

September 28

### CONTEXT AND COMMENTARY FOR PERSONAL STUDY AND PREPARATION

*(For age-appropriate language, use the Bible story on the following pages )*

When Moses met with God at Mount Sinai, it was not the first time. Most scholars agree that Mount Sinai and Mount Horeb were the same place, the mountain where Moses initially encountered God in the form of a burning bush. (Exodus 3) At that time, God gave Moses a sign so he and the Israelites would know that God was the One responsible for their freedom. “When you bring the people out of Egypt, you will all worship God at this mountain” (Exodus 3:12).

When Moses brought the people to Mount Sinai, it was the fulfillment of God’s promise to rescue His people. God promised Moses He would bless the people mightily if they would only listen to Him and obey His commands. God promised to make the Israelites a kingdom of priests and a holy nation. The priest’s job was to mediate between a holy God and an unholy people, to serve God, and to teach His ways. By making Israel a kingdom of priests, they were to represent God to the nations and teach them His ways. Before they could do that, they must first know more about the God they were to serve.

Before giving the Law, God repeatedly warned the Israelites not to step foot on the mountain lest they die. These warnings were not oppressive restrictions on their freedom. They were acts of mercy. The Israelites needed to know their God was not like any of the gods they had ever heard about. He was holy and set apart. He alone was to be worshiped. They had to eradicate idolatry from their midst. They were to treat God’s name as holy and demonstrate reverence and honor for God by honoring their earthly parents. They were to show love by respecting each other’s lives, marriages, property, reputations, and possessions. God’s heart was to dwell with His chosen people. He told them what they must do to pursue holiness so they could be in His presence.

When God gives commands, they are always for the good of His children. As you pray this week, thank God for giving you His Word so you may know His character and respond in faith and obedience. Ask Him to help you represent Him well to an unbelieving world.



## PRACTICE BIBLE SKILLS

» Bibles

- Open your Bible to the concordance and remind kids that this is a great place to find Scripture about a certain subject.
- Ask a volunteer to call out a word they think is in the Bible.
- Direct everyone else to use their concordances to find a verse for that word and to stand up as soon as they locate it in their Bibles.
- Invite the first person to stand up to read the verse she found.
- Allow new volunteers to take turns calling out a word for the rest of the group to look up in their concordances.



## MISSIONS EMPHASIS

- Call attention to the “US Map,” “Aaron Taylor Photos,” and “Surh Family Photo.”
- Remind the kids that Columbus has a large population of diverse people and is home to Ohio State University, which is one of the largest university campuses in the United States.
- Give each child a foam pennant. Set out markers and foam shapes.
- In the center lead kids to write *Pray for Ohio*.
- Invite kids to use the foam shapes to decorate their pennants.
- Close by inviting the kids to hold their pennants as they pray for churches and missionaries who are telling people in Columbus, Ohio, the good news about Jesus.

» Printables:

“Unit 1 Missions:  
Columbus, Ohio”  
“US Map”  
“Aaron Taylor Photos”  
“Surh Family Photo”

» large sheets of craft foam—Cut in half diagonally to make a pennant shape (1 per person).

» scissors

» markers

» self-adhesive craft foam shapes



## INTRODUCTORY ACTIVITY

- Read the following statements and ask volunteers to choose a response after you say: “then.”
  - If I don’t wear sunscreen, then \_\_\_\_\_. If I eat my vegetables, then \_\_\_\_\_. If I study for my test, then \_\_\_\_\_. If I am mean to my sibling, then \_\_\_\_\_. If I forget to feed the cat, then \_\_\_\_\_. If I give a friend a piece of candy, then \_\_\_\_\_.
- Choose volunteers to come up with and say their own statements.
- Say: “In today’s Bible story, God gave Moses an ‘if, and then’ statement to tell His people. If the Israelites obeyed God, then He would honor and bless them among all people.”
- Show the “Unit 1 Banner” and state: “God can make this statement because He is perfect in every way and knows what is best for everyone. There is no one like Him. God is holy.”

» Pack Item

1: “Unit 1 Banner”

**OPTION:** “God Gave the Ten Commandments” coloring page (Printables)



## STUDY THE BIBLE



### » Pack Items

- 1: "Unit 1 Banner"
- 2: "Unit 1 Verse"

### » Teaching Picture 4

### » Music

### » Videos

### » sticky notes (2 per person)

### » paper

### » pencils

### » 4 plastic plates

### » 4 black dry erase markers

### » paper towels

## 1. BIBLE STORY

- Guide kids to turn in their Bibles to Exodus 19. Distribute sticky notes and direct kids to place a note in the Exodus passage, then turn to Deuteronomy 5, where they will also place a note.
- Give everyone a piece of paper and a pencil.
- Explain that in this Bible story, God gives Moses specific commandments for His people to obey. Encourage kids to listen carefully to the Bible story and to write some of the commands God gives.
- Open your Bible to Exodus 19 and Deuteronomy 5 and tell the Bible story.

## *God Gave the Ten Commandments*

It had been three months since the Israelites had followed Moses from Egypt. They were camped near the bottom of Mount Sinai when God called Moses to the top of the mountain. God told Moses, "Remind the people what I did when I rescued them from the Egyptians. Tell them if they listen to Me and obey what I tell them, I will honor them above all people. They will be My holy nation."

Moses gave God's message to the people, and they answered, "We will obey everything the Lord has said."

God told Moses that He would speak in a thick cloud so the people could hear. Moses instructed the people to cleanse themselves and prepare to hear God. Moses told them not to go near the mountain.

On the morning of the third day, the people heard a loud trumpet. They saw lightning and heard thunder. Smoke covered Mount Sinai, and it shook. God appeared to Moses in a fire on top of the mountain and said, "I am the Lord your God who brought you out of Egypt."

Moses was on the mountain for 40 days. When God finished speaking to Moses, He gave Moses two stone tablets. On the tablets were the Commandments that God wrote with His own finger.

1. Do not have other gods besides the one true God. 2. Do not make an idol to worship. 3. Do not misuse the name of the Lord your God. 4. Remember the Sabbath and keep it holy. 5. Honor your father and mother. 6. Do not murder. 7. Keep your marriage



## STUDY THE BIBLE

promises. 8. Do not steal. 9. Do not lie. 10. Do not want what belongs to someone else.

When the people saw what was happening, they trembled and stood at a distance. Moses said to them, “Don’t be afraid. Listen to the Commandments I am telling you today and be careful to obey them. The Lord our God has spoken from heaven so that you will know how to live and not sin. We will be His people if we keep His Commandments.”

EXODUS 19–20; 31:18; DEUTERONOMY 5:1–21

### 2. REVIEW

- Show the Teaching Picture and invite kids to share some of the commands they wrote that God gave to Moses.
- Form four teams and instruct teams to choose one person to stand at the front of the room.
- Give the kids standing a dry erase marker and a plastic plate “tablet.”
- Explain that after you ask a Review Question, kids should write their answers on their tablets and hold them up when they have finished.
- The first person to hold up his tablet with the correct answer will get a point for his team.
- Encourage kids to choose a new person from their groups to answer each question. Use paper towels to erase the tablets between questions.
- The team with the most points wins.
- Show the “Scripture Sketches” video.

### 3. LIFE ACTION

- Invite kids to stand about six feet away from you, then challenge them to follow your commands.
- Direct kids to take two steps forward, take one step back, take one step forward, take three steps back, take three steps forward ... and so on.
- Continue until the kids are standing next to you.
- Explain that many years after God gave Moses the Ten Commandments, He sent His Son, Jesus, who is holy and perfect. Jesus died on a cross as the perfect sacrifice for our sin. Anyone who puts his faith in Jesus can be forgiven of his sin and given eternal life with God in heaven.
- Lead kids to sing “No One Like You.”
- Show “The Adventures of Dab and Derek” video.

### 4. UNIT VERSE

- Direct kids to find a partner.
- Show the “Unit 1 Verse” and challenge pairs to review it.
- Encourage kids to tell their partners the verse from memory.
- Guide kids to swap partners and practice saying the verse again.

### REVIEW QUESTIONS

- » Where did God talk to Moses? (*on the top of Mount Sinai*)
- » What did God say He would do for those who listened and obeyed Him? (*He would honor them above all people*)
- » What happened when God appeared to Moses? (*The people heard a loud trumpet, saw lightning, and heard thunder. Smoke covered Mount Sinai, and it shook. God appeared to Moses in a fire on top of the mountain.*)
- » How does God want people to honor Him? (*Do not worship or make idols to other gods. Respect His name. Keep His day holy.*)
- » What are some of the ways God wants people to respect others? (*Honor parents. Don't murder, lie, or steal. Keep marriage promises. Don't want what others have.*)

**OPTION:** Teach the Weekly Bible Verse: 1 Samuel 2:2.



## LIVE IT OUT

### CHOICE 1

- » Kids Activity Pages
- » pencils

### □ CHOICE 1

#### *Trumpet, Thunder, Smoke*

- Guide kids to complete “One of a Kind” on their Kids Activity Pages and allow volunteers to share the answer.
- State that there is no one like God, and He is holy.
- Remind kids that because God is holy, Moses instructed the Israelites to cleanse themselves in preparation to hear from God on Mount Sinai.
- Discuss what the people experienced when God spoke to them. (*They heard a loud trumpet and thunder. They saw lightning, and smoke covered the mountain.*)
- Invite kids to play the game “Trumpet, Thunder, Smoke.”
- Explain the rules:
  - When you say: “trumpet,” kids should say: “doo-duh-doo.”
  - When you say: “thunder,” kids should say: “Boom!”
  - When you say: “smoke,” kids should say: “Whoosh.”
- Instruct kids to stand up and challenge them to listen carefully because you will speed up the commands as time goes on.
- If kids make the wrong sounds after you give a command, instruct them to sit down. Play until only a few kids remain standing.

### CHOICE 2

- » Pack Items
  - 7: “Decoded Tablets”
  - 8: “Decoded Tablets Cipher”—Make copies (1 per group).
- » Kids Activity Pages
- » pencils
- » markers

### □ CHOICE 2

#### *Decoded Tablets*

- If possible, guide kids to form 10 small groups.
- Give each group a “Decoded Tablet,” “Decoded Tablets Cipher,” and a marker. If your group is small, form fewer groups and give each group more than one tablet card to fill in.
- Instruct kids to work with their groups to decode the commandment using their “Decoded Tablet Cipher.”
- Encourage kids to open their Bibles to Exodus 20:2–17 for help.
- Remind kids that God is holy and demands our worship, reverence, and obedience. If we obey God’s commands, then we will know how to live to be more like Him.
- Guide kids to complete “Ten Commandments” on their Kids Activity Pages and allow volunteers to share answers.



## LIVE IT OUT

### □ CHOICE 3

#### *Which Rule?*

- Lead kids to complete “Ten Commandments” on their Kids Activity Pages and allow volunteers to share answers.
- Encourage kids to look over the list of commandments on their pages.
- Guide kids to form two or more even teams.
- Show the bucket and explain that there are table tennis balls with numbers written on them in the bucket.
- Invite a volunteer from each team to take turns selecting a numbered ball from the bucket.
- The volunteer will say the commandment that corresponds with the number on the ball. (For example: If someone picks the number 6, she will say the sixth commandment: Do not to murder.)
- Explain that the number on the ball is also the number of points the team will get if they say the correct commandment.
- Keep track of points on the board. The team with the most points wins.
- Remind kids that God is holy and expects us to obey His commands. We can trust that His rules are good and that He will help us know how to live and not sin.

### □ WRAP UP

- Ask a volunteer to close in prayer, asking God to help kids obey and follow God’s commands.
- Remind kids to take home their One Conversation pages and review them with their families.

### CHOICE 3

- » Kids Activity Pages
- » pencils
- » 10 table tennis balls
- » small bucket
- » permanent marker—  
Write a number 1–10  
on each ball. Place the  
balls in the bucket.
- » dry erase marker  
and marker board or  
poster board

## God Gave the Ten Commandments

## UNIT VERSE

Our Lord is great, vast in power;  
his understanding is infinite.

Psalms 147:5 (CSB)

## One of a Kind

A big mountain was a large part of today's Bible story. Keep your eyes peeled and find and circle the one mountain without a match.



There is no one holy like the LORD. There is no one besides you! And there is no rock like our God.

1 Samuel 2:2 (CSB)

## TEN Commandments

Grab a Bible and look in Exodus 20 to write the missing commandments on the stone tablets. Can you find all 10?

1	2	4
_____	Do not make an idol to worship.	_____
_____		_____
_____		_____
_____	3	
_____	Do not misuse the name of the Lord your God.	_____
_____		_____
5	6	7
_____	_____	Keep your marriage promises.
_____	_____	
_____	8	9
_____	_____	_____
_____		
_____	10	
_____	Do not want what belongs to someone else.	_____

The words of God tell us more about Him and help us know how to live. That is why God gave the Israelites the Ten Commandments.

# BIBLE STUDIES FOR LIFE®

1

## CONVERSATION

### LIFE POINT

God is holy.



### THE BIBLE MEETS LIFE

From the Bible story, your child discovered that God is holy. God gave the Ten Commandments so that His people could learn to be holy because God is holy.



### LIVE IT OUT

Review the Ten Commandments with your child and discuss why each is important. Help her understand God gave people rules to help us and keep us safe. God is holy and wants us to be holy, too.



### LEVEL OF BIBLICAL LEARNING

God is holy.



### DAILY BIBLE READING

**Sunday:** 1 Samuel 2:2

**Monday:** Leviticus 19:2

**Tuesday:** Psalm 96:9

**Wednesday:** Isaiah 5:16

**Thursday:** Exodus 15:11

**Friday:** Ezekiel 38:23

**Saturday:** Revelation 15:4

## God Gave the Ten Commandments

**Exodus 19–20; 31:18;  
Deuteronomy 5:1-21**

It had been three months since the Israelites had followed Moses from Egypt. They were camped near the bottom of Mount Sinai when God called Moses to the top of the mountain. God told Moses, “Remind the people what I did when I rescued them from the Egyptians. Tell them if they listen to Me and obey what I tell them, I will honor them above all people. They will be My holy nation.”

Moses gave God’s message to the people, and they answered, “We will obey everything the Lord has said.”

God told Moses that He would speak in a thick cloud so the people could hear. Moses instructed the people to cleanse themselves and prepare to hear God. Moses told them not to go near the mountain.

On the morning of the third day, the people heard a loud trumpet. They saw lightning and heard thunder. Smoke covered Mount Sinai, and it shook. God appeared to Moses in a fire on top of the mountain and said, “I am the Lord your God who brought you out of Egypt.”

Moses was on the mountain for 40 days. When God finished speaking to Moses, He gave Moses two stone tablets. On the tablets were the Commandments that God wrote with His own finger.

1. Do not have other gods besides the one true God.
2. Do not make an idol to worship.
3. Do not misuse the name of the Lord your God.
4. Remember the Sabbath and keep it holy.
5. Honor your father and mother.
6. Do not murder.
7. Keep your marriage promises.
8. Do not steal.
9. Do not lie.
10. Do not want what belongs to someone else.

When the people saw what was happening, they trembled and stood at a distance. Moses said to them, “Don’t be afraid. Listen to the Commandments I am telling you today and be careful to obey them. The Lord our God has spoken from heaven so that you will know how to live and not sin. We will be His people if we keep His Commandments.”

**WEEKLY VERSE** 1 Samuel 2:2



Check out our **BIBLE STUDIES FOR LIFE AT HOME** resource for weekly family discipleship and worship.



**GOD GAVE THE TEN COMMANDMENTS**

Exodus 19–20; 31:18; Deuteronomy 5:1–21 • TEACHING PICTURE 4

3rd & 4th Grade | © 2025 Lifeway Christian Resources

**LIFE POINT**  
God is holy.

**UNIT VERSE**  
Psalm 147:5

**WEEKLY VERSE**  
1 Samuel 2:2

## God Gave the Ten Commandments

It had been three months since the Israelites had followed Moses from Egypt. They were camped near the bottom of Mount Sinai when God called Moses to the top of the mountain. God told Moses, “Remind the people what I did when I rescued them from the Egyptians. Tell them if they listen to Me and obey what I tell them, I will honor them above all people. They will be My holy nation.”

Moses gave God’s message to the people, and they answered, “We will obey everything the Lord has said.”

God told Moses that He would speak in a thick cloud so the people could hear. Moses instructed the people to cleanse themselves and prepare to hear God. Moses told them not to go near the mountain.

On the morning of the third day, the people heard a loud trumpet. They saw lightning and heard thunder. Smoke covered Mount Sinai, and it shook. God appeared to Moses in a fire on top of the mountain and said, “I am the Lord your God who brought you out of Egypt.”

Moses was on the mountain for 40 days. When God finished speaking to Moses, He gave Moses two stone tablets. On the tablets were the Commandments that God wrote with His own finger.

1. Do not have other gods besides the one true God.
2. Do not make an idol to worship.
3. Do not misuse the name of the Lord your God.
4. Keep the Sabbath day holy.
5. Honor your father and mother.
6. Do not murder.
7. Keep your marriage promises.
8. Do not steal.
9. Do not lie.
10. Do not want things that belong to someone else.

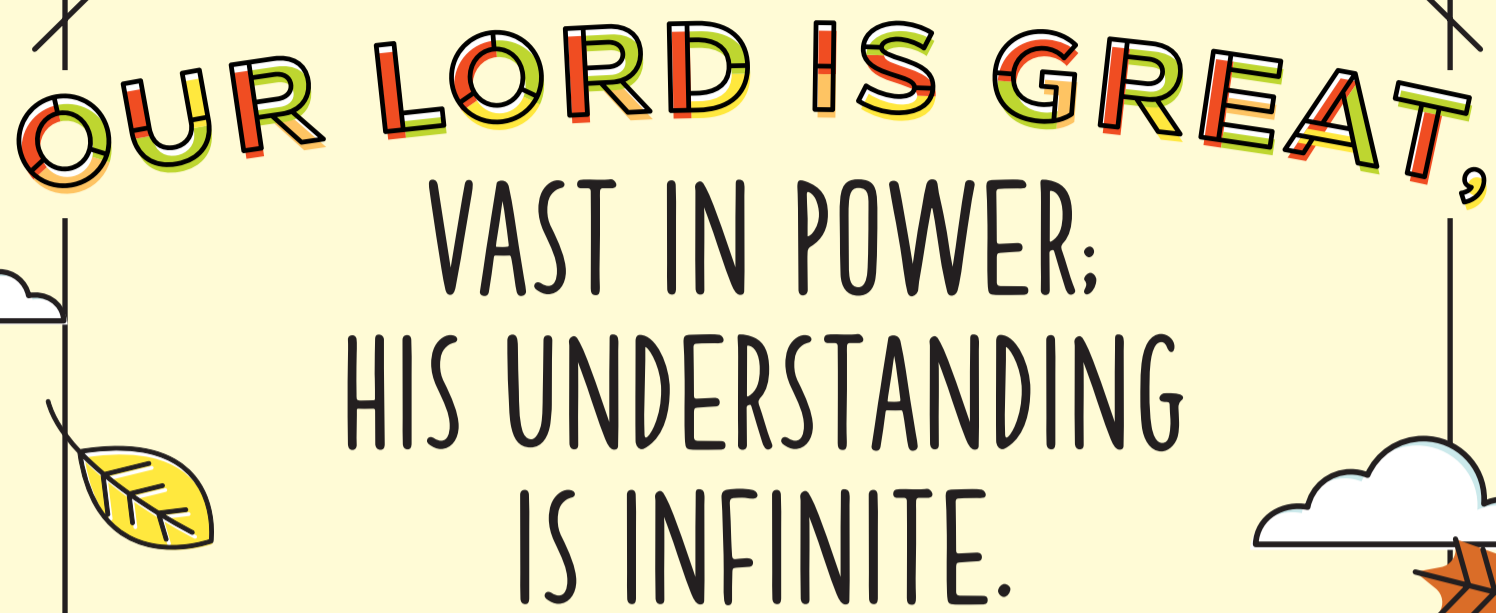
When the people saw what was happening, they trembled and stood at a distance. Moses said to them, “Don’t be afraid. Listen to the Commandments I am telling you today, and be careful to obey them. The Lord our God has spoken from heaven so that you will know how to live and not sin. We will be His people if we keep His Commandments.”

### REVIEW QUESTIONS

- » Where did God talk to Moses? (*on the top of Mount Sinai*)
- » What did God say He would do for those who listened and obeyed Him? (*He would honor them above all people.*)
- » What happened when God appeared to Moses? (*The people heard a loud trumpet, saw lightning, and heard thunder. Smoke covered Mount Sinai, and it shook. God appeared to Moses in a fire on top of the mountain.*)
- » How does God want people to honor Him? (*Do not worship or make idols to other gods. Respect His name. Keep His day holy.*)
- » What are some of the ways God wants people to respect others? (*Honor parents. Don’t murder, lie, or steal. Keep marriage promises. Don’t want what others have.*)

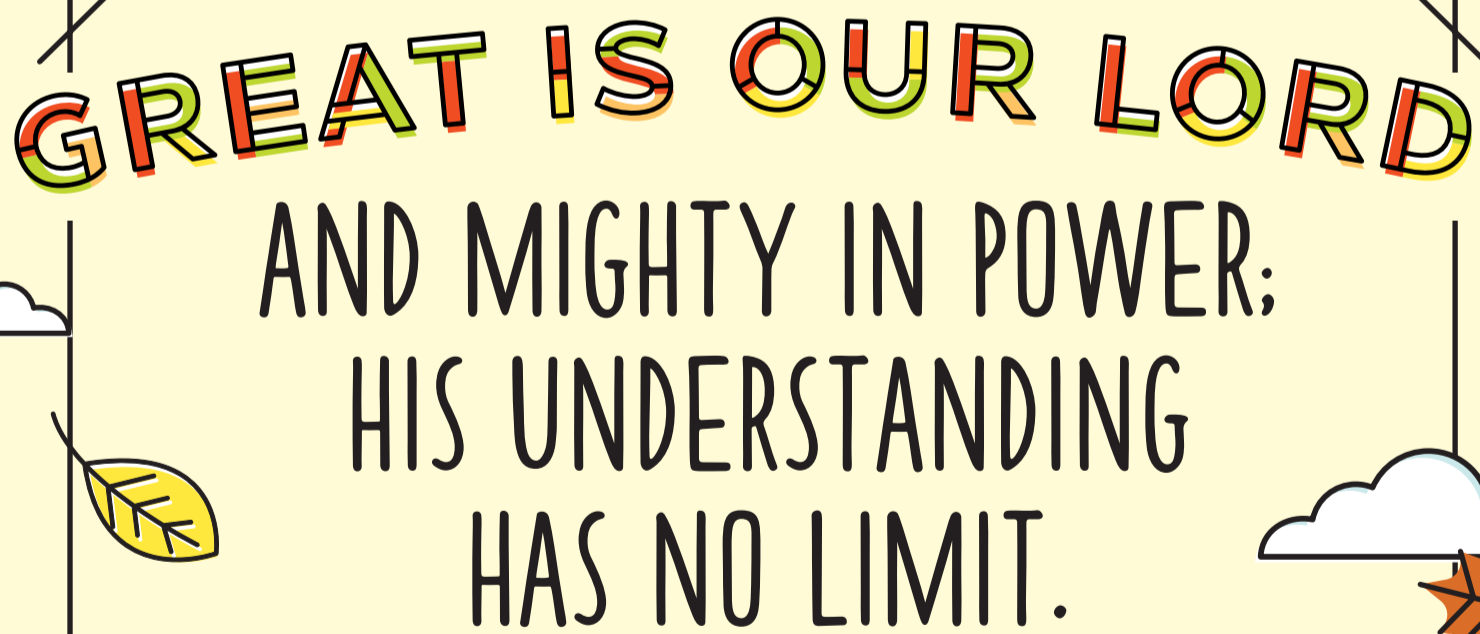
Based on Exodus 19–20; 31:18; Deuteronomy 5:1-21





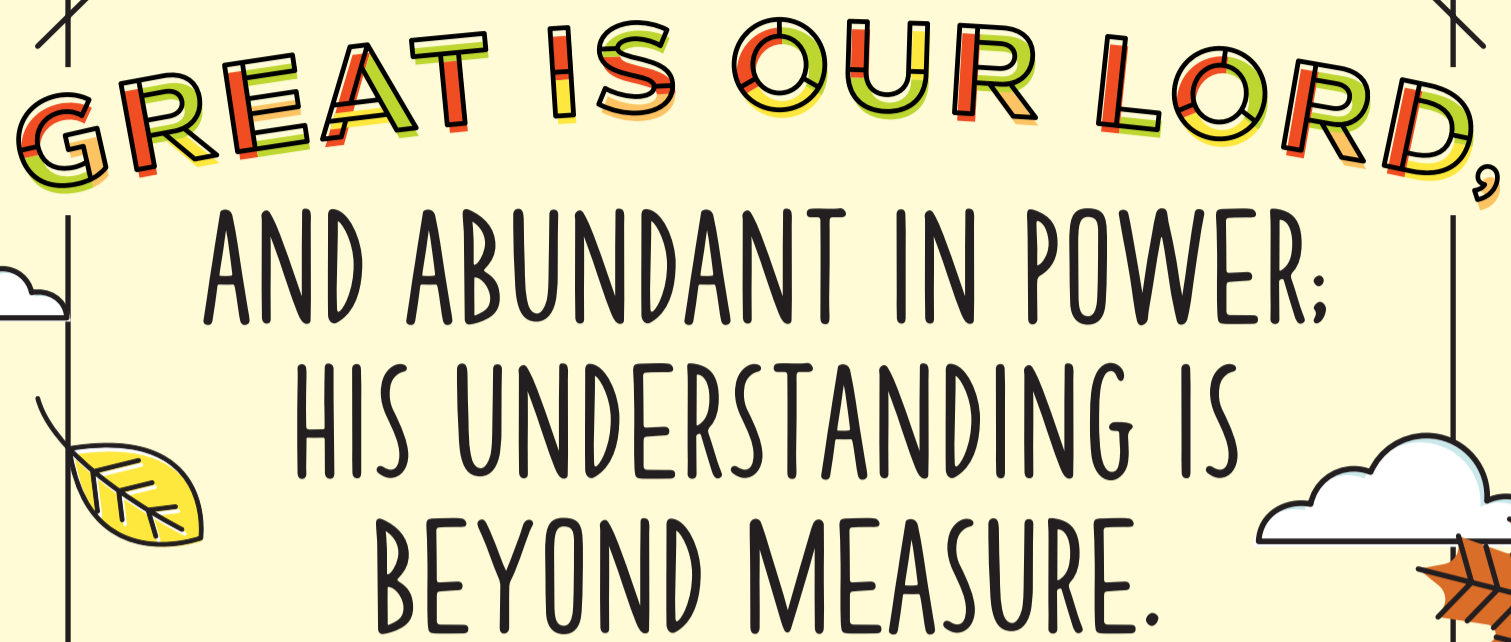
OUR LORD IS GREAT,  
VAST IN POWER;  
HIS UNDERSTANDING  
IS INFINITE.

PSALM 147:5 (CSB)



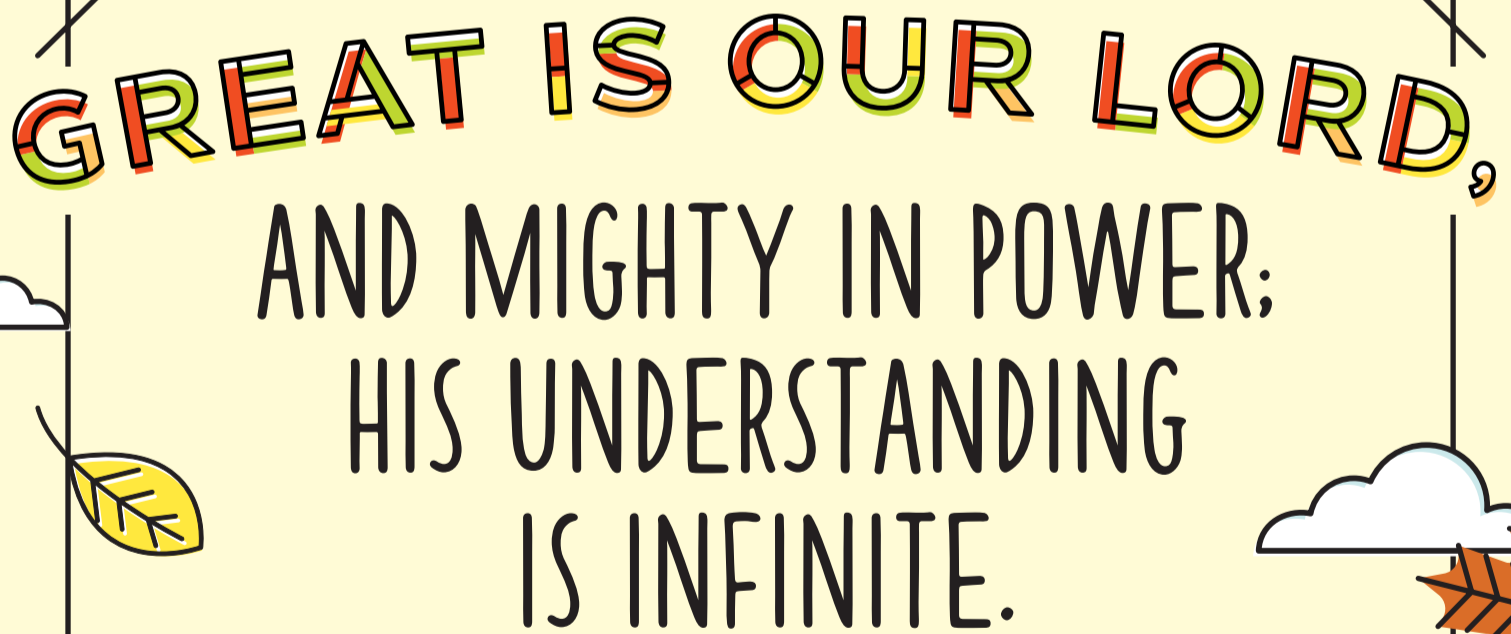
GREAT IS OUR LORD  
AND MIGHTY IN POWER;  
HIS UNDERSTANDING  
HAS NO LIMIT.

PSALM 147:5 (NIV)



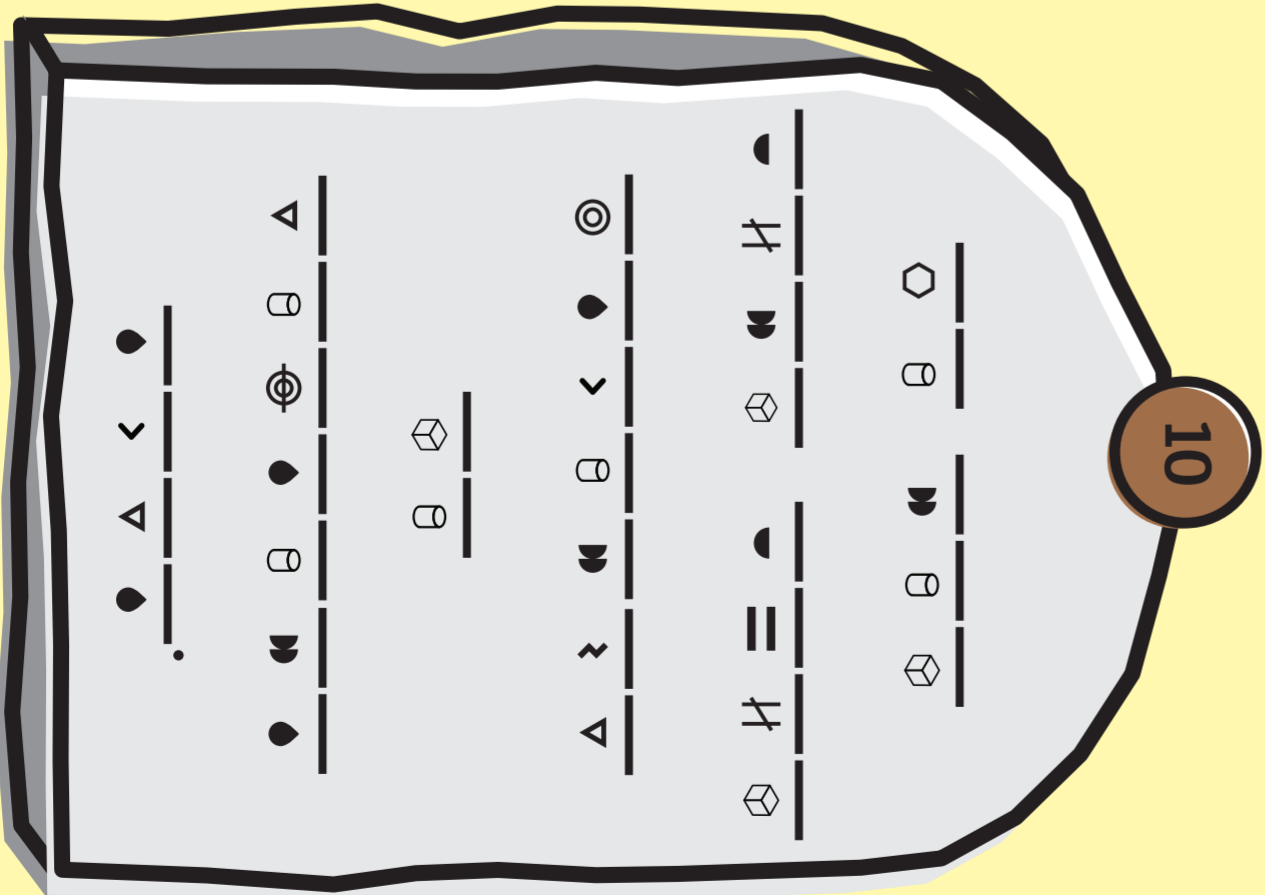
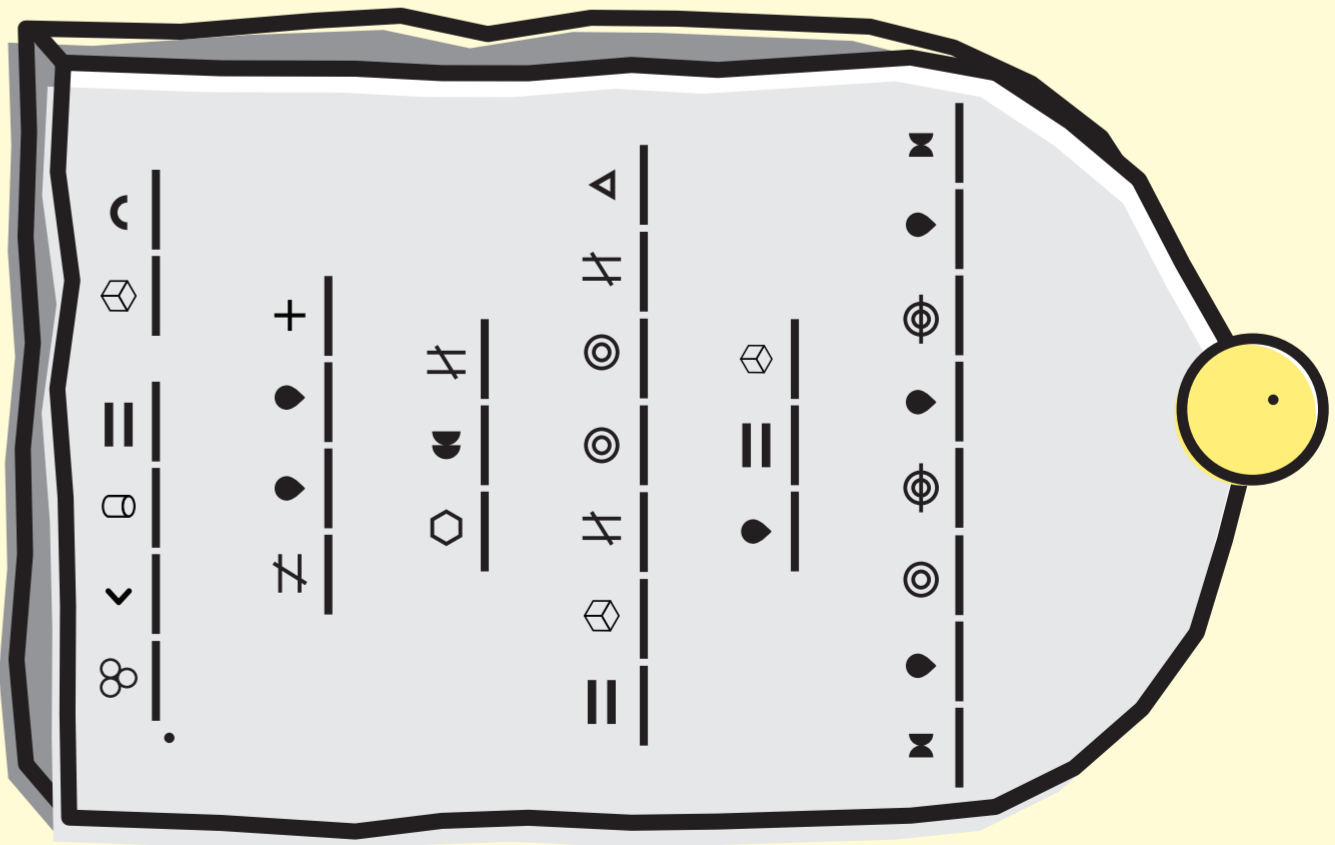
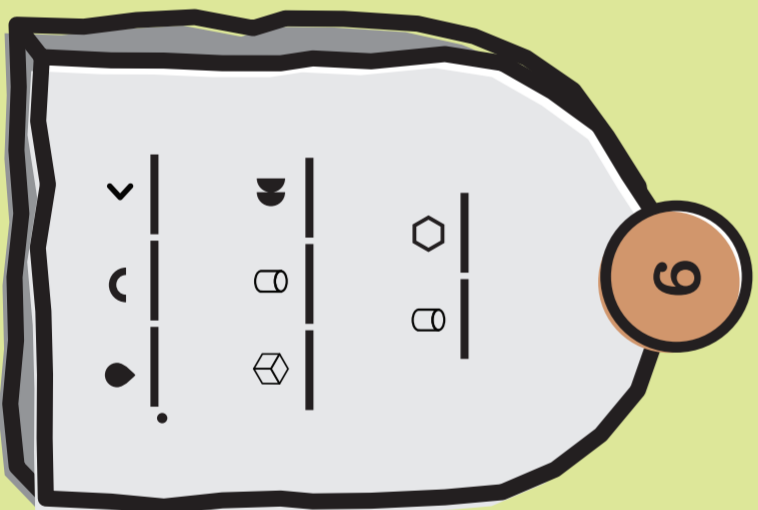
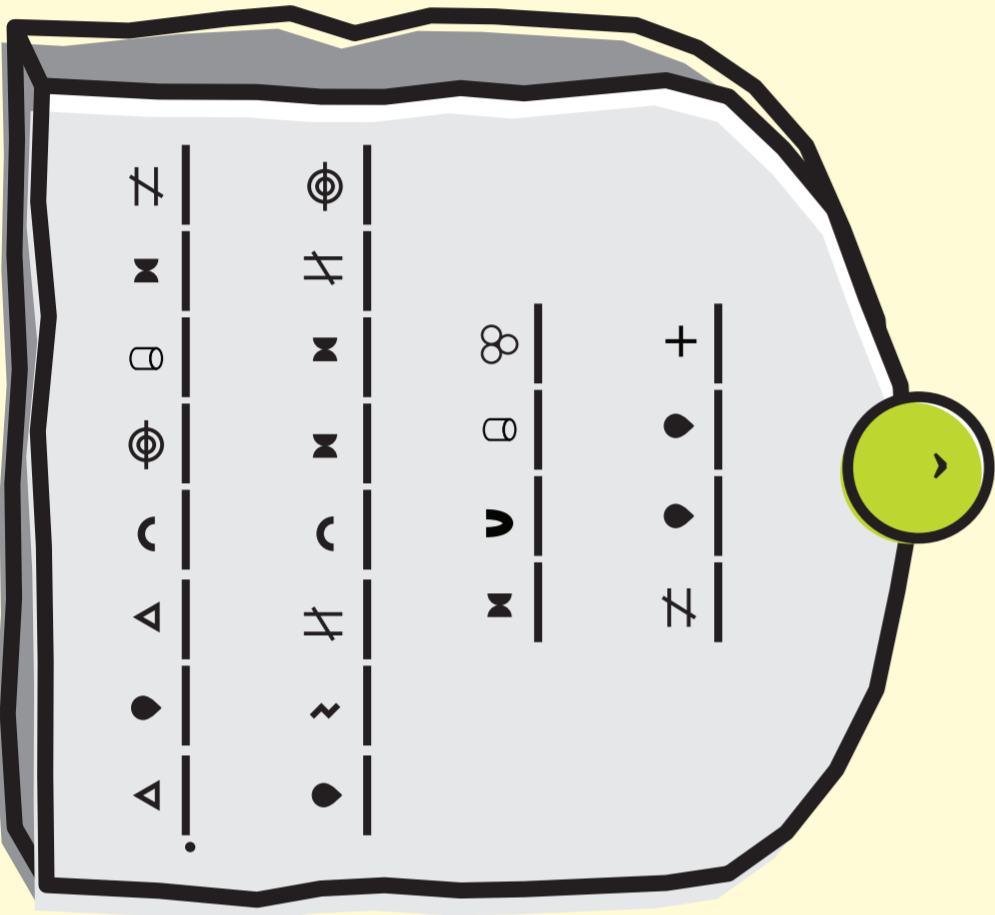
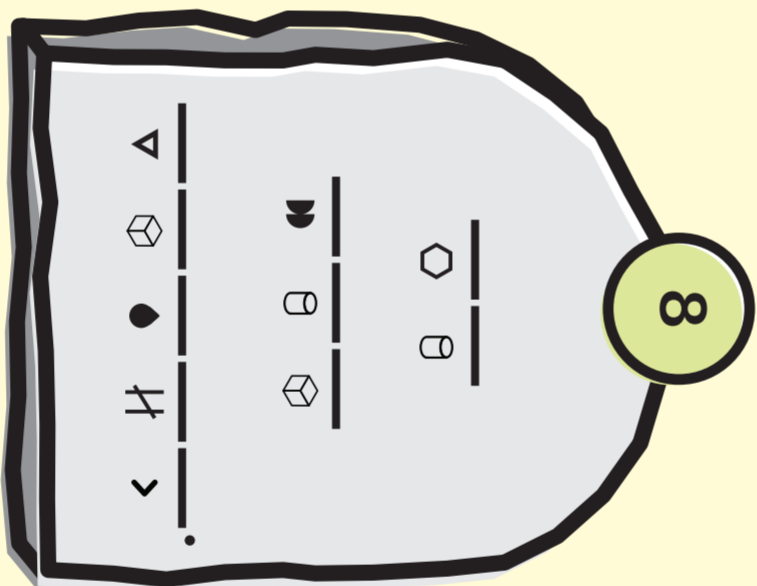
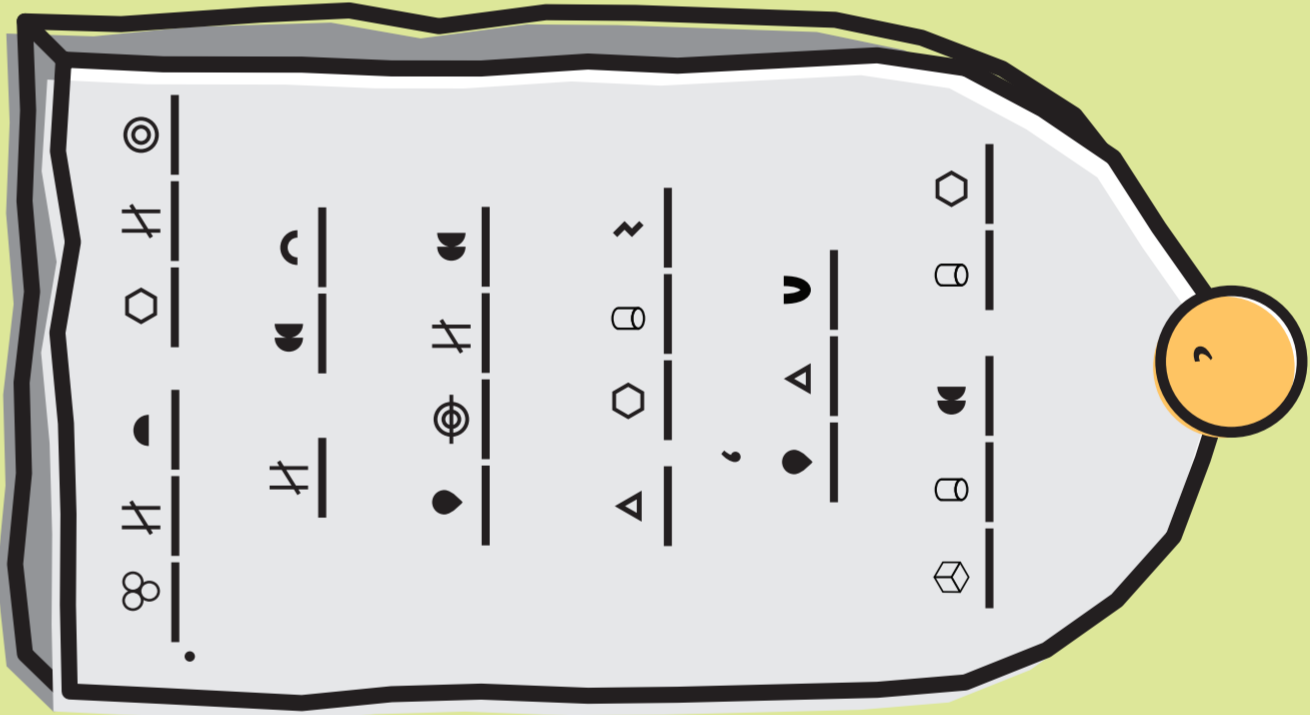
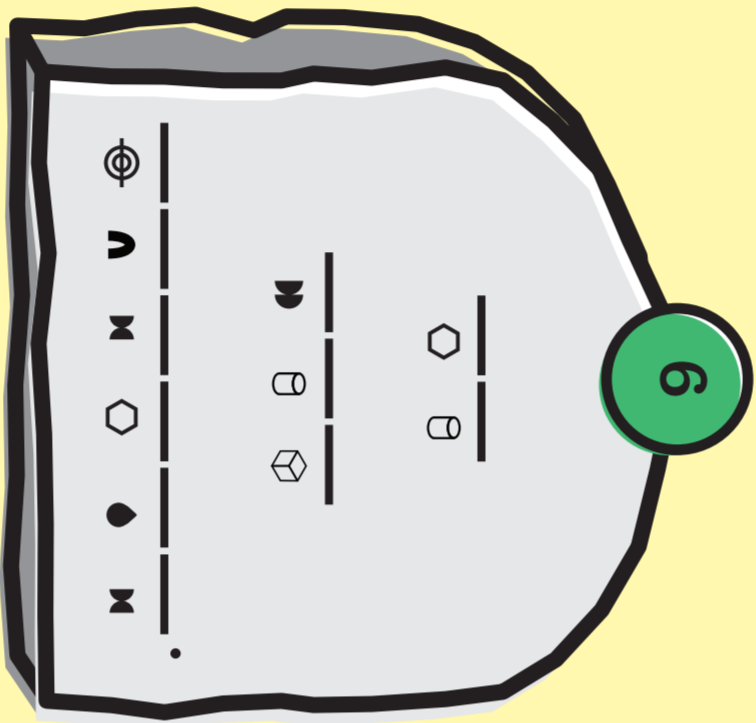
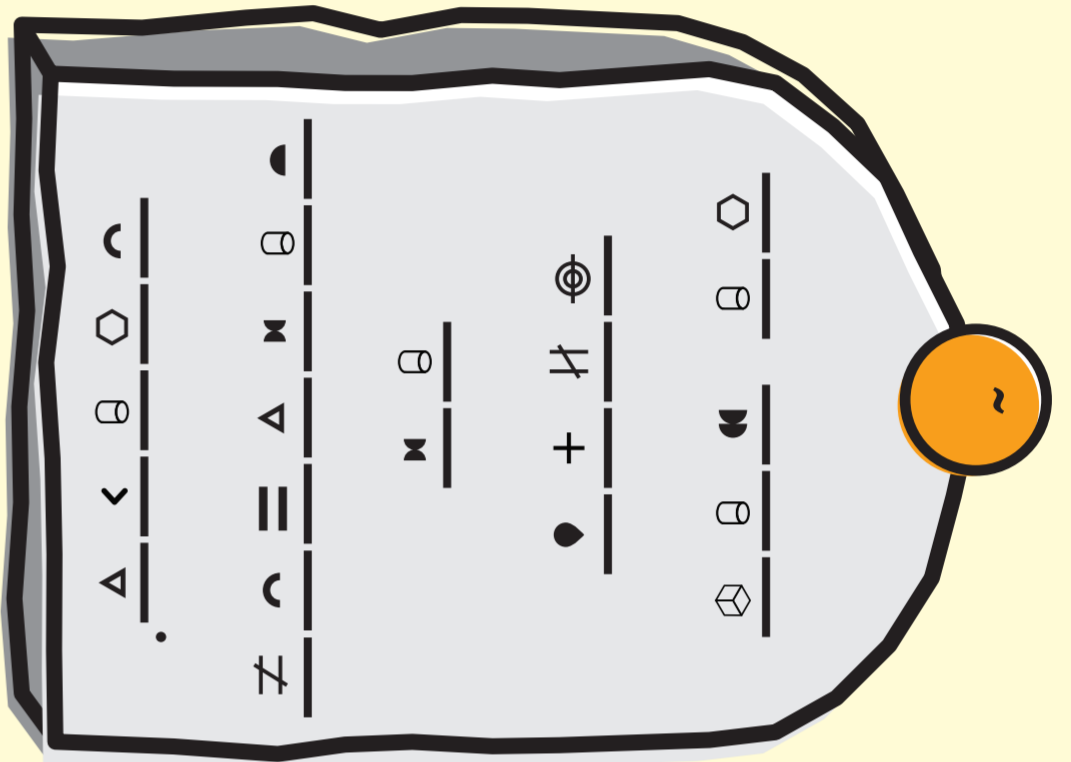
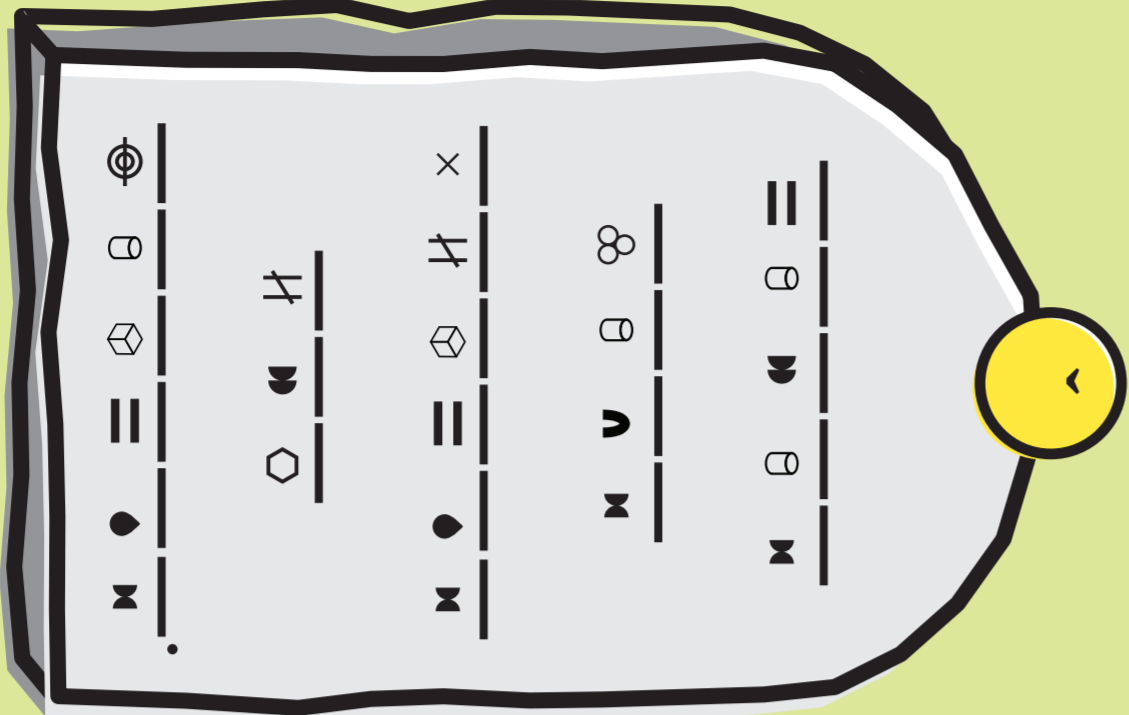
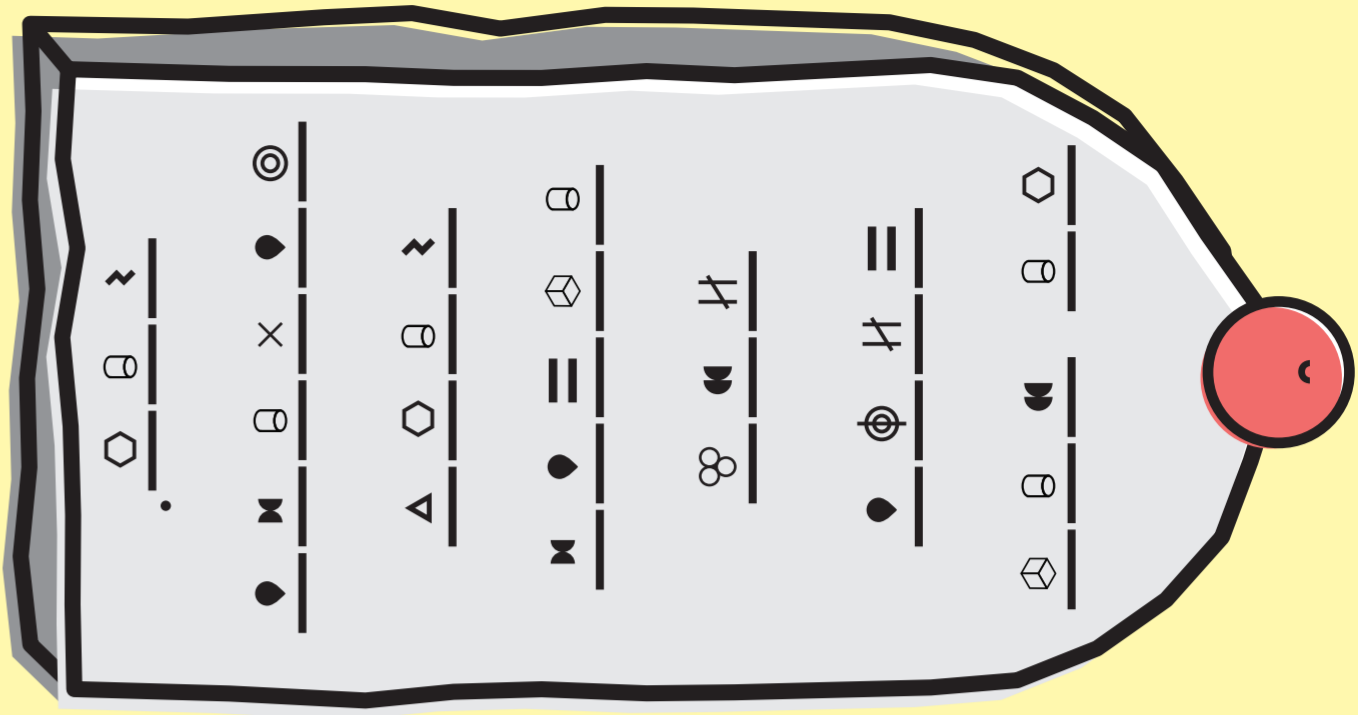
GREAT IS OUR LORD,  
AND ABUNDANT IN POWER;  
HIS UNDERSTANDING IS  
BEYOND MEASURE.

PSALM 147:5 (ESV)




GREAT IS OUR LORD,  
AND MIGHTY IN POWER;  
HIS UNDERSTANDING  
IS INFINITE.

PSALM 147:5 (NKJV)



A	B	D	E	F	G	H	I	K	L
⚡	🎯	⬡	💧	✕	⚡	=	⤿	+	➤

M	N	O	P	R	S	T	U	V	W	Y
🎯	🌑	🕒	≠	🌑	▽	📦	🏹	🎯	🌑	🍁



## **GOD GAVE THE TEN COMMANDMENTS**

Exodus 19–20; 31:18; Deuteronomy 5:1-21

© 2025 Lifeway

## Columbus, Ohio



## Send Columbus

Columbus, Ohio, describes itself as all-American, typical, ordinary, average and so normal that they are special. If you ask any researcher or big business what America thinks or wants, you come to Columbus, Ohio.

Columbus is closer to the average US demographic (part of the population who share characteristics such as age, gender, ethnicity, or income) than any other major city in the nation. No matter how you look at Columbus—by race, income, and even spirituality—Columbus is all-American. That's why it is not surprising that people everywhere know who Columbus is.

With the Ohio State University, Columbus has one of the largest on campus community in the world. And with immigrant communities like the 80,000 Nepalis and 40,000 Somalians living there, their influence reaches way past the city limits. There are over 2 million people in the city, but only 1 out of every 10 is a believer.

Even though it seems like there are so few believers around that the gospel is pretty much invisible in Columbus, but don't believe it. In the city called the most American city in the nation, people are hearing the gospel for the first time and more new churches are being started than ever before. But more churches need to be started. That's where we come in. We can pray for those who start churches and send money or supplies to help them. By working together, there is no limit to what God can do in Columbus.



**UNIT 1 MISSIONS: US MAP**

*Bible Studies for Life Kids Grades 1–6 Enhanced CD (Printables), Fall 2025*

© 2025 Lifeway OK to copy

**INSTRUCTIONS:** Print and use during Unit 1, Sessions 1, 2, and 4.



**UNIT 1 MISSIONS: AARON TAYLOR PHOTOS**

*Bible Studies for Life Kids Grades 1–6 Enhanced CD (Printables), Fall 2025*

© 2025 Lifeway OK to copy

**INSTRUCTIONS:** Print and use during Unit 1, Sessions 2 and 4.





**UNIT 1 MISSIONS: SURH FAMILY PHOTO**

*Bible Studies for Life Kids Grades 1–6 Enhanced CD (Printables), Fall 2025*

© 2025 Lifeway OK to copy

**INSTRUCTIONS:** Print and use during Unit 1, Sessions 3 and 4.