



3s-PRE-K

BIBLE STUDIES FOR LIFE®

A POWERFUL AND LOVING GOD
THE WORD OF GOD
GOD'S PROMISES

PRESCHOOL LEADER GUIDE
FALL 2025

God tells us what
He wants us to
know and do.

GOD GAVE THE TEN COMMANDMENTS



LEADER BIBLE STUDY



LEVEL OF BIBLICAL LEARNING

God tells me to do what
He says.

SCRIPTURE REFERENCE

Exodus 19–20; 31:18;
Deuteronomy 5:1–21

UNIT VERSE

God, You are great, and
no one is like You.
2 Samuel 7:22

WEEKLY VERSE

We will do what God
says. Exodus 19:8

SUGGESTED FOR THE WEEK OF

September 28

CONTEXT AND COMMENTARY FOR PERSONAL STUDY AND PREPARATION

(For age-appropriate language, use the Bible story on the following pages.)

When Moses met with God at Mount Sinai, it was not the first time. Most scholars agree that Mount Sinai and Mount Horeb were the same place, the mountain where Moses initially encountered God in the form of a burning bush (Exodus 3). At that time, God gave Moses a sign so he and the Israelites would know that God was the One responsible for their freedom. “When you bring the people out of Egypt, you will all worship God at this mountain” (Exodus 3:12).

When Moses brought the people to Mount Sinai, it was the fulfillment of God’s promise to rescue His people. God promised Moses He would bless the people mightily if they would only listen to Him and obey His commands. God promised to make the Israelites a kingdom of priests and a holy nation. The priest’s job was to mediate between a holy God and an unholy people, to serve God, and to teach His ways. By making Israel a kingdom of priests, they were to represent God to the nations and teach them His ways. Before they could do that, they must first know more about the God they were to serve.

Before giving the Law, God repeatedly warned the Israelites not to step foot on the mountain lest they die. These warnings were not oppressive restrictions on their freedom. They were acts of mercy. The Israelites needed to know their God was not like any of the gods they had ever heard about. He was holy and set apart. He alone was to be worshiped. They had to eradicate idolatry from their midst. They were to treat God’s name as holy and demonstrate reverence and honor for God by honoring their earthly parents. They were to show love by respecting each other’s lives, marriages, property, reputations, and possessions. God’s heart was to dwell with His chosen people. He told them what they must do to pursue holiness so they could be in His presence.

When God gives commands, they are always for the good of His children. As you pray this week, thank God for giving you His Word so you may know His character and respond in faith and obedience. Ask Him to help you represent Him well to an unbelieving world.



GROUP TIME

- **Sing and move.** Play “God, You Are Great.” Move and sing together.
- **Tell the Bible story.** Lead the kids to say a few different rules the have in their homes. Tell that in today’s Bible story, God gave His people 10 special rules to follow. Display the teaching picture. Lead a few children to hold Bible Figures as you tell the Bible story.



GOD GAVE THE TEN COMMANDMENTS

—Based on Exodus 19–20; 31:18; Deuteronomy 5:1-21

After Moses and the people of Israel left Egypt, they camped in the desert. Moses was leading the people to a special land God had told them to find. One day God told Moses to leave the camp and walk up a mountain. God wanted to talk to Moses. Moses went up the mountain to God.

God said, “Moses, tell the people to obey Me. I want them to know the right thing to do.” Moses went down the mountain and told the people, and they said they would do what God said.

A few days later, a cloud covered the mountain. There was thunder and lightning, and all the people stood afraid at the bottom of the mountain. God called Moses to the top of the mountain. God talked to Moses again. He gave Moses ten important rules called the Ten Commandments. These rules would help the people know how to treat one another and love God. God said that if the people would do what He said, He would remember them always, and they would be His special people forever.

Moses told the people what God said, and the people listened. These are some of God’s rules He wanted the people to follow: Love God. Worship God only. Love your mother and father. Keep your marriage promises. Do not steal. Always tell the truth.

The people said, “We will do everything God said.”

God wrote the Commandments on stone tablets with His finger. He gave them to Moses so the people would know how to obey God.

- **Review the Bible story.** Invite a child to choose a review question. Ask the question on the card and assist in answering as needed. Say that God gave the Israelites ten special rules called the Ten Commandments.
- **Learn the Life Point.** Point to the Session 4 Life Point and say it together. Mention that we can know what God wants us to do by reading God’s words in the Bible.
- **Learn the Bible verse.** Open a Bible to the marker. Read Exodus 19:8. Invite the preschoolers to repeat the verse together. Point to the Unit 1 Verse Poster. Say and repeat the verse.
- **Wrap it up and pray.** Show the “God Gave the Ten Commandments” video. Pray, asking God to help us obey His words in the Bible.

CHOOSE YOUR TIME

Decide when to have group time; then select learning activities to use before and/or after group time.

- » Pack Items:
 - 14: “Weekly Verses”
 - 15: “Unit 1 Door Poster”
 - 16: “Unit 1 Verse Poster”
 - 17: “Unit 1 Life Point Poster”
 - 18: “Unit 1 Life Point Add-ons”
 - 19: “Review Questions”
 - 24: “Unit 1 Bible Figures”
- » Teaching Picture 4
- » Music
- » Videos
- » Bible, craft sticks, tape, string, scissors, hole punch
- » Display the Unit 1 Door Poster near the room entrance. Place the verse marker in Bible at Exodus 19:8. Display the Life Point and verse posters on wall. Attach the Life Point Add-on to the Life Point Poster. Cut apart Unit 1 Bible Figures. Attach to craft sticks with tape. Cut apart the Review Questions.



BIBLE-LEARNING ACTIVITIES

» Pack Item:
26: “Ten
Commandments”

» Kids Activity Page
» Crayons, scissors,
construction paper,
glue sticks,

MAKE TABLETS

Print copies of the Ten Commandments pack item, one per child (Save the pack item uncut to use for reference throughout the session) Cut out the tablets Cut each picture into three or four puzzle pieces

- Encourage the preschoolers to complete their activity pages. Mention that God gave special rules called the *Ten Commandments* to Moses to give to the people.
- Distribute a sheet of construction paper and puzzle set to each child. Assist the preschoolers in assembling their Ten Commandments puzzles and gluing them to a sheet of construction paper.
- Read the commandments. Comment that when we read the Bible, God tells us what He wants us to know and do. *(Art)*

» Teaching Picture 4
» Play dough, play
dough tools, craft
sticks

WRITE IN DOUGH

- Display the teaching picture. Invite the boys and girls to tell you what is happening in the picture. Comment that God wrote the Ten Commandments on stone tablets to give to Moses.
- Demonstrate how to flatten play dough to resemble a tablet and use a craft stick to “write” on the tablet.
- As the preschoolers create, talk with them about different rules they have at home. Remind them that God gives us rules in the Bible so we can know what to do. *(Nature)*

» Pack Items:
20: “Moses Letter
Puzzle”
22: “Book: *God Is
Powerful*”
» Scissors

MATCH THE LETTERS

Cut apart the Moses Letter Puzzle letters and word cards

- Say that God gave special rules to Moses to give to the people. These rules helped the people know how to live.
- Lead the kids to use the Moses word cards as guides to find letters to spell the name *Moses*. Assist preschoolers in placing the letters in order.
- As the boys and girls match the letters, encourage them to talk about the things God did in Moses’ life. Read *God Is Powerful* to remind the kids of some ways God showed His power through Moses. *(Puzzles)*

» Pack Item:
14: “Weekly Verses”
» Music
» Bible, assorted blocks

STACK BLOCKS

Place today’s verse marker in the Bible

- Assist a child in opening the Bible to the marker. Read Exodus 19:8 aloud. Invite the boys and girls to repeat the verse.
- Say the Life Point: “God tells us what He wants us to know and do.”
- Instruct the preschoolers to separate the blocks and place them in stacks of 10. Remind them that God gave the people the Ten Commandments to help them know how to love Him and how to get along with others.
- As the kids stack blocks, play “God Is Good.” Thank the preschoolers for listening and following directions. *(Blocks)*



BIBLE-LEARNING ACTIVITIES

MOVE TO THE BIBLE

Create several lines on the floor using tape. Place a Bible with a bookmark at Exodus 20 at the end of each line. Lay the Motion Board on the floor.

- Lead the preschoolers to form lines behind each of the taped lines on the floor. Guide one child to toss a beanbag onto the Motion Board. Invite the first child in each group to move along the taped line to the Bible using the motion where the beanbag lands.
- Assist the kids in opening the Bible to the bookmark and pointing to chapter 20. Mention that this is where the Ten Commandments are found.
- Continue the activity until all the preschoolers have a chance to move along the line and open a Bible.
- Say that the Bible is God's Word. Remark that in the Bible, God tells us what He wants us to know and do. *(Books)*

» Pack Item:

21: "Motion Board"

» Bibles, painter's tape, bookmarks, beanbag

PASS THE BEANBAG

- Gather the preschoolers in a circle on the floor. Display the missions pictures. Comment that some missionaries travel to different cities around the United States to help people know how God wants them to live.
- Remind the kids that God gave His people the Ten Commandments to help them know how to love Him and how to treat others.
- Play "God Is Good" as the boys and girls pass a beanbag around the circle. Stop the music. Invite the child holding the beanbag to say a number between 1 and 10. Use the Ten Commandments pack item to name the corresponding commandment. Lead the preschoolers to repeat the commandment. Continue playing as time allows. *(Music)*

» Pack Item:

26: "Ten Commandments"

» Printables:

"Unit 1 Missions"

» Music

» Beanbag

COLOR AND PLAY

Cut apart the Color/Number Cards

- Encourage the preschoolers to complete their coloring pages. Remind them that God tells us what He wants us to know and do. Say that God sent His Son, Jesus, to show us what He is like and how to live. He wants us to do the things Jesus told us to do. We can read about these things in the Bible.
- Lead a child to choose a Color/Number Card. Say the number on the card. Invite the child to lead the group in doing an action (spin, jump, make an animal noise, and so on) that number of times. Thank the preschoolers for obeying the instructions given.
- Repeat the activity as time allows.

» Pack Item:

25: "Color/Number Cards"

» Printables:

"God Gave the Ten Commandments" Coloring Page

» Crayons

CLEAN UP

- Play "God, You Are Great" while the preschoolers clean up their activities. Thank them for their work.

» Music

GOD GAVE THE TEN COMMANDMENTS



TRANSITION/GROUP TIME

SNACK

Include the kids in the distribution of the snack. Ask for one or more volunteers to pray. Lead the boys and girls to clean up after the snack. Thank them for their help.

MOVE TO GROUP TIME

Lead the preschoolers to move to the group-time area while pretending they are climbing a mountain. If available, provide a rope for them to hold while they move in a line.

INTRODUCE THE BIBLE STORY

GOD GAVE THE TEN COMMANDMENTS—BASED ON EXODUS 19–20; 31:18; DEUTERONOMY 5:1-21

- Lead the preschoolers in a short game of “Simon Says.” Mention that in today’s Bible story, God gave His people important rules He wanted them to follow. Open the Bible to Exodus 19. Tell the Bible story.

SUMMARIZE THE BIBLE STORY

- Moses was leading God’s people to a land God had promised them.
- One day God called Moses to come to the top of a nearby mountain. A cloud covered the mountain, and there was thunder and lightning.
- God gave Moses ten important rules called the Ten Commandments. These rules would help the people know how to love God and how treat one another.
- Moses told the people what God said. They said, “We will do everything God said.”
- God wrote the commandments on stone tablets and gave them to Moses so the people would know how to obey God.

REVIEW THE BIBLE STORY

- Where did God tell Moses to go?
- What did God give Moses?
- What did the people say when Moses told them what God had said?
- Who wrote the commandments on stone tablets?

EMPHASIZE THE LIFE POINT

- Say that God tells us what He wants us to know and do.

LIFE POINT

*God tells us what
He wants us to
know and do.*

ROOM

YOUR TEACHING
PARTNERS

DATE OF USE



**GOD LEVEL OF
BIBLICAL
LEARNING**

God tells me to do what
He says.

UNIT VERSE

God, You are great, and
no one is like You.
2 Samuel 7:22

WEEKLY VERSE

We will do what God
says. Exodus 19:8

BONUS TEACHING HOUR

SING TOGETHER

Sing to the tune of “If You’re Happy and You Know It”:

If you will do what God says, clap your hands.

**(clap, clap)*

If you will do what God says, clap your hands.

(clap, clap)

God tells us what to do.

His words are always true.

If you will do what God says, clap your hands.

(clap, clap)

**(Substitute different motions such as stomp your feet, pat your head, and turn around.)*

SAY THE BIBLE VERSE

Open a Bible to Exodus 19:8. Read the verse aloud. Invite the preschoolers to repeat the verse based on different characteristics you name (brown hair, preschoolers wearing blue, kids wearing boots, and so on).

PRAY

Ask the kids to share any prayer requests they may have. Pray for these. Thank God that He tells us what we should know and do. Ask God to help us obey. Give the preschoolers the opportunity to pray if they would like.

BIBLE-LEARNING ACTIVITIES

Emphasize: God tells us what He wants us to know and do.

1. Trace and decorate hands. Assist the boys and girls in tracing their hands on a sheet of paper. Encourage them to decorate their traced hands with crayons. Invite the preschoolers to count the number of fingers on their hands. Mention that just like we have 10 fingers, God gave His people the Ten Commandments. Say that when they see their hands, they can remember that God tells us what He wants us to know and do.

2. Follow the leader. Gather the preschoolers in a circle. Invite one child to stand in the middle and lead an exercise such as jumping jacks, toe touches, running in place, and so on. Encourage the kids to follow the leader. Continue the activity as you choose different preschoolers to lead. Assist as needed with ideas. Remark that God wants us to follow and obey Him.

3. Bowl and say. Arrange 10 sturdy plastic cups upside down like a set of bowling pins. Guide the kids to take turns rolling a ball to knock over the “pins.” Mention that God gave the Ten Commandments to help us know how to live. Invite the boys and girls to name a commandment (rule) they remember before resetting the “pins.” Continue playing until each child has a turn.

4. Follow a recipe. Mention that a recipe helps people know how to make different foods. Lead the preschoolers to create their own recipes and have other kids “make” the food as they tell what is in it. Say that recipes help us know how to make something, just like God tells us in the Bible what He wants us to know and do.

CLEAN UP

Invite the kids to clean up their activities. Thank them for following instructions.

PLAY A GAME

Spread several hula hoops on the floor. Name different things that happened or did not happen in today’s Bible story. If what you say happened in the story, guide the preschoolers to put one foot inside the hoop. If it did not happen, instruct the preschoolers to stand outside of the hoop.

DISMISS

Help the kids gather their papers and belongings. Thank them for coming. Remind the parents to review the Bible story on the Kids Activity Page.

God Gave the Ten Commandments

UNIT VERSE

God, You are great,
and no one is
like You.

2 SAMUEL 7:22

TRACE the **TABLETS**

Trace the lines around the tablets.

1. Love God.
2. Worship only God.
3. Respect God's name.
4. Take a day to rest and worship God.
5. Love your mother and father.

6. Do not hurt other people.
7. Keep your marriage promises.
8. Do not steal.
9. Always tell the truth.
10. Do not want other people's things.



IMAGE COPYRIGHT: SHUTTERSTOCK.COM

COUNT YOUR FINGERS

Count the number of fingers on the hands to reveal the number of commandments God gave His people. Write the number below.



God gave 10 commandments.

BIBLE STUDIES FOR LIFE®

1

CONVERSATION

LIFE POINT

God tells us what He wants us to know and do.



THE BIBLE MEETS LIFE

God gave Moses and His people the Ten Commandments so they would know how to live. God gave us the Bible so we would know how He wants us to live.



LIVE IT OUT

Give your preschooler 10 items to count. If your child can count well, make several different arrangements of 10 squares on paper and let him count 10 different items. Use the opportunity to talk about the Ten Commandments God gave to the people.



LEVEL OF BIBLICAL LEARNING

God tells me to do what He says.



DAILY BIBLE READING

Sunday: Exodus 19:8

Monday: Leviticus 19:2

Tuesday: 1 Samuel 2:2

Wednesday: Isaiah 5:16

Thursday: Deuteronomy 11:27

Friday: John 14:15

Saturday: James 1:22

God Gave the Ten Commandments

Based on Exodus 19–20; 31:18;
Deuteronomy 5:1-21

After Moses and the people of Israel left Egypt, they camped in the desert. Moses was leading the people to a special land God had told them to find. One day God told Moses to leave the camp and walk up a mountain. God wanted to talk to Moses. Moses went up the mountain to God.


God said, “Moses, tell the people to obey Me. I want them to know the right thing to do.” Moses went down the mountain and told the people, and they said they would do what God said.

A few days later, a cloud covered the mountain. There was thunder and lightning, and all the people stood afraid at the bottom of the mountain. God called Moses to the top of the mountain. God talked to Moses again. He gave Moses ten important rules called the Ten Commandments. These rules would help the people know how to treat one another and love God. God said that if the people would do what He said, He would remember them always, and they would be His special people forever.

Moses told the people what God said, and the people listened. These are some of God’s rules He wanted the people to follow: Love God. Worship God only. Love your mother and father. Keep your marriage promises. Do not steal. Always tell the truth.

The people said, “We will do everything God said.”

God wrote the Commandments on stone tablets with His finger. He gave them to Moses so the people would know how to obey God.



WEEKLY VERSE We will do what God says. Exodus 19:8



Check out our **BIBLE STUDIES FOR LIFE AT HOME** resource for weekly family discipleship and worship.



GOD GAVE THE TEN COMMANDMENTS

EXODUS 19–20; 31:18; DEUTERONOMY 5:1-21 • TEACHING PICTURE 4

3s–Pre-K | © 2025 Lifeway Christian Resources.

LIFE POINT

God tells us what He wants us to know and do.

UNIT VERSE

God, You are great, and no one is like You.

2 SAMUEL 7:22

WEEKLY VERSE

We will do what God says.

EXODUS 19:8

God Gave the Ten Commandments

After Moses and the people of Israel left Egypt, they camped in the desert. Moses was leading the people to a special land God had told them to find. One day God told Moses to leave the camp and walk up a mountain. God wanted to talk to Moses. Moses went up the mountain to God.

God said, "Moses, tell the people to obey Me. I want them to know the right thing to do." Moses went down the mountain and told the people, and they said they would do what God said.

A few days later, a cloud covered the mountain. There was thunder and lightning, and all the people stood afraid at the bottom of the mountain. God called Moses to the top of the mountain. God talked to Moses again. He gave Moses ten important rules called the Ten Commandments. These rules would help the people know how to treat one another and love God. God said that if the people would do what He said, He would remember them always, and they would be His special people forever.

Moses told the people what God said, and the people listened. These are some of God's rules He wanted the people to follow: Love God. Worship God only. Love your mother and father. Keep your marriage promises. Do not steal. Always tell the truth.

The people said, "We will do everything God said."

God wrote the Commandments on stone tablets with His finger. He gave them to Moses so the people would know how to obey God.

Based on Exodus 19–20; 31:18; Deuteronomy 5:1-21

GROUP TIME

(SEE THE LEADER GUIDE FOR DETAILS.)

» **SING AND MOVE**

» **TELL THE BIBLE STORY**

» **REVIEW THE BIBLE STORY**

» **LEARN THE LIFE POINT**

» **LEARN THE BIBLE VERSE**

» **WRAP IT UP AND PRAY**



God can do all things.

Job 42:2



**God, You are great,
and no one is like You.**

2 Samuel 7:22



God will supply your needs.

Philippians 4:19



We will do what God says.

Exodus 19:8



**The Word of God, the Bible,
lasts forever.**

1 Peter 1:25



I am your God.

Ezekiel 37:27



The Bible teaches about Jesus.

2 Timothy 3:15



**Jesus said, “The Scriptures
tell about Me.”**

Luke 4:21



**God put the rainbow
in the clouds.**

Genesis 9:13



**We have good news!
God keeps His promises.**

Acts 13:32



**I am with you
everywhere you go.**

Genesis 28:15



God will help me.

Isaiah 50:7



**Love God and always
do what He says.**

Deuteronomy 30:20



Today we are learning we have

A POWERFUL AND LOVING GOD!





GOD, YOU ARE

GREAT,



AND NO ONE IS LIKE

YOU.


2 SAMUEL 7:22



A POWERFUL and LOVING GOD








**God tells us
what He wants
us to know
and do.**



**God can do
anything.**



**God helps
people have
what they
need.**



**God can do
all things.**

Where did today's Bible story take place?



What is one thing that happened in today's Bible story?



Where in the Bible is today's story found?




Can you name one person from today's Bible story?



What did you learn about God in today's Bible story?



What was your favorite part of today's Bible story?




M M M M s s s s

O O O O w w w w


S S S S s s s s

E E E E O O O O

S S S S z z z z




ZOOM




HOP




CRAWL



WALK



SPIN



MARCH

GOD ⁺⁺is Powerful.

How do we know God is powerful?



The Bible tells us so!

GOD ^{Is} Powerful

By Becky Suggs



GOD ⁺⁺⁺is Powerful.

He tells us what He wants us to know and do.

- + God showed His power when He gave His people special rules to follow.
- + God showed His power when He sent His Son, Jesus, to show us how to live.

What does God want us to do?

He wants us to follow and obey Him.

GOD ⁺⁺⁺is Powerful.

God can do anything.



+ God showed His power by keeping Moses safe in a basket in the Nile River.

God showed His power by leading the Israelites across the Red Sea on dry land.

What can God do?

God can do anything!

GOD ⁺⁺⁺_{is} Powerful.


God helps people have what they need.



+ God showed His power by providing food and water for His people in the wilderness.

What can God provide?

God provides what we need.






1



2




3



4



5



6

**1. Worship
God only.**

**2. Do not worship
anything you
have made.**

**3. Use God's name
in good ways.**

**4. Rest on the
Sabbath day.**

**5. Love your father
and mother.**


**6. Do not
kill anyone.**

**7. Keep your
marriage promises.**

8. Do not steal.

**9. Always
tell the truth.**

**10. Don't wish
for things that
belong to others.**



God Gave the Ten Commandments

We will do what God says. *Exodus 19:8*

© 2025 Lifeway. OK to copy.



Allergy ALERT

We are using these items today.

Please let the leaders know of any allergies.

Allergy Alert

Bible Studies for Life Preschool Enhanced CD (Printables), Fall 2025
© 2025 Lifeway. OK to copy.

Instructions: Print and post as needed. Refer to the leader guide for suggested activities that require an allergy alert.

North American Missions



Send Columbus Columbus, Ohio

Send Columbus is part of the Send Network. Send Network is a partnership of churches and people working together to start new churches everywhere for everyone.

Finding Hope Center

- Aaron Taylor is pastor of Living Hope Church in Columbus.
- The church began the Finding Hope Center to help people and tell them about Jesus.
- The Finding Hope Center provides families who are facing difficult times a place to get mattresses, bedding, furniture, diapers, wipes, cereals, granola bars, and bottled water.

Chroma Church

- Isaac and Hannah Surh, with the support of friends, started a new church that meets in a middle school in a suburb of Columbus.
- The people of Chroma Church want to help the growing population of people from other countries who now live in the Columbus area know about Jesus.

Pray

- For Aaron and his wife, Elizabeth, and their two daughters as they serve at Living Hope Church.
- For the ministries of Living Hope Church and the Finding Hope Center.
- For Isaac and Hannah and Chroma Church as they help people in Columbus learn about Jesus.



US MAP

Bible Studies for Life Preschool Enhanced CD (Printables), Fall 2025

© 2025 Lifeway OK to copy





SURH FAMILY PHOTO

Bible Studies for Life Preschool Enhanced CD (Printables), Fall 2025

© 2025 Lifeway OK to copy