

PRETEENS

# BIBLE STUDIES FOR LIFE®

GOD IS  
THE WORD OF GOD  
GOD'S PROMISES

PRETEENS LEADER GUIDE  
FALL 2025

*God is loving and kind.*

## GOD PROVIDED FOR THE PEOPLE



### LEADER BIBLE STUDY



#### **GOD LEVEL OF BIBLICAL LEARNING**

God has concern and care for all people, no matter their status, race, or ethnicity.

#### **SCRIPTURE REFERENCE**

Exodus 15:22–16:36

#### **UNIT VERSE**

Our Lord is great,  
vast in power; his  
understanding is infinite.  
Psalm 147:5 (CSB)

#### **WEEKLY VERSE**

For the LORD is good,  
and his faithful love  
endures forever; his  
faithfulness, through all  
generations.  
Psalm 100:5 (CSB)

#### **SUGGESTED FOR THE WEEK OF**

September 21

#### CONTEXT AND COMMENTARY FOR PERSONAL STUDY AND PREPARATION

After God miraculously brought His people through on dry ground, He drowned Pharaoh's horses, chariots, and his riders in the Red Sea. (Exodus 14) God rescued His people in a way that no one could have imagined, and the people responded with fervent praise. They danced and sang with all their might, glorifying the God who rescued them. (Exodus 15:1-22)

Three days later, the worship service became a distant memory. The people had traveled through the desert without finding water. When they finally discovered water, it was undrinkable. Their victory song quickly turned into a cacophony of groans.

This pattern of forgetfulness would come to define the Israelites. When God provided for them, they responded with praise. As soon as things became difficult, they would rebel against Him. Over and over, the Lord patiently reminded the Israelites that rescuing them was His plan and that He would be the One to see them through to the promised land. All they had to do was believe Him and obey His commands. God then proved Himself by going over and above what they needed. Sometimes that looked like 12 springs and 70 date palms. Sometimes it looked like manna in the morning and quail at night. Sometimes it looked like a weekly day of complete rest for a people who had been cruelly forced to work their entire lives.

God made it clear that the Israelites did not have to do anything to earn His provision. His gracious gifts were freely available. When the people saw how God provided for them, they would know that He was the Lord. All God wanted from them was their trust.

Jesus said, "This is the work of God—that you believe in the one he has sent" (John 6:29). As you pray this week, thank God for providing everything you need for an abundant life. Praise Him for His faithfulness and the promise of eternal life for all who believe.



---

## PRACTICE BIBLE SKILLS

---

» No advance preparation or supplies needed.

- Say: “When we first meet Jacob, he is in his mother’s womb, wrestling with his brother, Esau, over who will be born first. Jacob’s name means deceitful—and it describes his early life well.”
- Direct preteens to Genesis 27.
- State: “In Genesis 27 we learn how Jacob deceived his father, Isaac, into giving him Esau’s birthright. But during an encounter with God, Jacob’s heart was transformed. In Genesis 28, we learn how he vowed to serve God.”
- Mention that God used Jacob to help carry out His plan to build the nation of Israel. Today the preteens will learn how God used Jacob’s great-great-grandson, Moses, to continue that plan.



---

## MISSIONS EMPHASIS

---

- Show the “Surh Family Photo.”
- Say: “Isaac and Hannah Surh, with the support of two other couples, started a new church in the Columbus area called Chroma, which means ‘the intensity of color as it is illuminated by a light source.’ They thought that name showed how important it is for people to show the light of Jesus and the good news about Him to others.”
- Across their papers, lead preteens to choose one color to write *Pray for Chroma church*.
- Direct preteens to keep writing over the words with additional colors to provide a rainbow effect to the words.
- Suggest preteens take their papers home to display as a reminder to pray for the church and its leaders who tell people about Jesus.
- Call on a volunteer to pray for the Surh family and Chroma church.

» Printables:  
“Unit 1 Missions:  
Columbus, Ohio”  
“Surh Family Photo”  
» white paper (1 sheet per preteen)  
» colored pencils



---

## INTRODUCTORY ACTIVITY

---

- Ask preteens: “What is your favorite food?”
- State: “In this activity, you will share the name of your favorite food with your friends. Then, based on the first letter of your favorite food, you will work together to line up in alphabetical order.”
- Once preteens have lined up, ask them each to share the name of her favorite food aloud.
- Praise preteens for their efforts.
- Say: “In today’s Bible story, the Israelites were grumbling to Moses about missing their favorite foods. What would Moses do? Let’s find out!”

» No advance preparation or supplies needed.



## STUDY THE BIBLE



### » Pack Items

1: “Unit 1 Banner”

2: “Unit 1 Verse”

4: “What’s

Happening?”—If this item was not used previously, assemble the cube.

5: “No One Like God”—If this

item was not used previously, assemble the mobile and see Session 1 for instructions on the first 2 message cards. Two more message cards will be used today.

9: “Miracle Manna”—Make copies (1 per preteen).

### » Teaching Picture 3

### » Music

### » Videos

### » 1 pool noodle

» 5 pieces each blue and gray paper—Set the blue papers on the floor to form a body of water. Make simple airplanes out of the gray paper to simulate quails. For directions to make airplanes, search the internet.

### » popped popcorn

### » jar

### » medium-size box

### » timer

### » ball to bounce

### » markers

## 1. GETTING TO THE POINT

- Say: “We catch up with the Israelites while they are living in the desert under Moses’ leadership. They cannot find water, and there is nowhere they can buy food. They begin to grumble to Moses about all the food they miss from Egypt.”
- Ask (rhetorically): “How will Moses care for them?”
- State: “While Moses faced a big problem, he served a bigger God! Let’s learn how God used Moses to provide for God’s people.”
- Show the “Scripture Sketches” video.

## 2. LOOK IN THE BOOK

- Ask: “Did you know your body is made mostly of water—not 20 or even 40, but 60 percent? If you go without water for even a day, you can grow dizzy and feverish. After a few days without water, you can even die!”
- Direct preteens attention to Exodus 15:22.
- Ask: “According to this passage, how long had Moses and the Israelites been in the desert?” (3 days) “What were they unable to find?” (water)
- Say: “Moses knew the people needed water. He knew he was facing a big problem, and he knew it was a problem that only God could solve.”
- State: “Let’s imagine what it was like to watch God provide that day.”
- Distribute a “Miracle Manna” script to each preteen. Tell preteens the script is from Exodus 15:22–16:36. Assign roles accordingly.
- Allow preteens 5 minutes to prepare.
- Enact the script, then praise preteens for their efforts.
- Say: “When the Israelites needed food and water in the wilderness, God provided. He acted in powerful ways to give them what they needed. God provided for all people’s greatest need by sending His Son, Jesus, to be the Savior.”
- Ask: “Do you know what it means for Jesus to be your Savior?”
- Use “Sharing the Gospel with Kids” (page 5) to share the gospel and help preteens know how to respond when prompted by the Holy Spirit to receive the gift of Jesus.
- State: “If you are ready to admit that you are a sinner, believe that Jesus is God’s Son, and confess that Jesus is your Savior and Lord, let me or one of your other leaders know. Receiving Jesus as your Savior is the most important decision you will ever make.”

## 3. REVIEW CHALLENGE

- Direct attention to the “What’s Happening?” cube. Point out the directions on each of the cube’s sides.
- Ask a volunteer to roll the cube. When it stops rolling, ask the volunteer to respond to the statement that is faceup. Direct preteens to refer to the teaching picture for help in responding.
- Keep playing until all preteens have rolled the cube and responded.





## STUDY THE BIBLE

- Ensure you have covered all the information from the review questions in the sidebar.
- Say: “In today’s Bible story, we learned how God provided for the people of Israel. Just as He did for the Israelites, God shows His love and care for us today. God shows concern and care for all people, no matter their status, race, or ethnicity.”
- Lead preteens to sing “No One Like You.”

### 4. UNIT VERSE CHALLENGE

- Direct preteens to the “Unit 1 Verse” and lead them in reading it aloud.
- Instruct preteens to form a wide circle, allowing about two feet between each person.
- Give one preteen a ball.
- Say: “In this challenge, we will see how well we know our verse! We will time ourselves as we recite it.”
- Explain the challenge rules: On “Go,” the person holding the ball will bounce it to another preteen. The preteen catching the ball will recite the first word of the verse, then bounce the ball to another preteen, who will then recite the second word of the verse.
- Continue play until preteens recite the entire verse.
- Begin play and start the timer. Encourage preteens to bounce the ball to others who have not yet had a turn. After they completely recite the verse, stop the timer. Share their time and praise all efforts!
- Repeat the challenge as time allows. Encourage preteens to beat their previous times.

### 5. APPLY THE BIBLE AND PRAY

- Show “The Adventures of Dab and Derek” video.
- Point out the “Unit 1 Banner” and state: “Our God is great for many reasons. In the last session and today, we have studied two more reasons: 1) God is all-powerful, and 2) God is loving and kind.”
- Direct preteens’ attention to the “No One Like God” mobile. Guide volunteers to write the two reasons noted above on two message banners. (The mobile should already be assembled from prior use.)
- Ask a volunteer to read the phrases aloud.
- Say: “Because God is all-powerful, loving, and kind, He worked in mighty ways to provide the Israelites the food and water they needed. God still works in mighty ways to provide for people today. We will talk about some of those ways in our next activity.”
- Pray with preteens, then dismiss them to Live It Out groups.

### REVIEW QUESTIONS

- » What food did God provide the Israelites in the morning? (*manna*)
- » What food did God provide the Israelites in the evening? (*quail*)
- » Why did God instruct the Israelites to collect enough manna for only one day? (*He wanted them to trust Him to provide food daily*)
- » What happened if the Israelites collected extra manna? (*It spoiled*)
- » Why did God instruct the Israelites to collect manna for two days on Day 6? (*Manna wouldn’t fall on the Sabbath since it was a day of rest*)
- » How did God provide for people’s greatest need? (*God sent Jesus to be people’s Savior*)

**OPTION:** Teach the Weekly Bible Verse: Psalm 100:5.

#### Teaching Tip:

Save the “What’s Happening?” cube and the “No One Like God” mobile for use throughout the unit.



## LIVE IT OUT

### CHOICE 1

- » Pack Item
  - 10: “Quail Craft”—  
Make copies (1 per preteen) on  
heavyweight paper.
- » Kids Activity Pages:  
“What’s an Omer?”  
“Always Good”
- » pencils
- » heavyweight paper
- » 4½-inch craft sticks (4  
per preteen)
- » colored pencils
- » scissors
- » glue

### CHOICE 2

- » Kids Activity Pages:  
“What’s an Omer?”  
“Always Good”
- » pencils
- » dry erase marker,  
eraser, and marker  
board or poster board
- » scissors
- » marker, 20 strips  
of paper—Write the  
following on separate  
strips: *cheeseburger,*  
*ice cream, steak,*  
*carrots, blueberry*  
*muffin, birthday*  
*cake, fried chicken,*  
*bacon, scrambled*  
*eggs, pancakes, hot*  
*dog, rice, mashed*  
*potatoes, green*  
*beans, pizza, cereal,*  
*peanut butter*  
*sandwich, chocolate*

### □ CHOICE 1

#### *Create a Quail Craft Plaque*

- Say: “God showed His concern and care for the Israelites by providing them food and water. He acted in powerful ways, sending quail to cover their camp in the evening.”
- State: “Today God is still faithful to provide for people. We will make a plaque to remind us of God’s care for us.”
- Distribute four craft sticks and a copy of “Quail Craft” to each preteen.
- Set out the colored pencils, scissors, and glue.
- Instruct preteens to cut out all the “Quail Craft” pieces.
- To assemble the plaque, refer to the instructions on the pack item.
- Praise preteens for their efforts.
- Say: “God also provided for the Israelites by sending them manna. He instructed them to collect an omer for each person.”
- Ask: “What’s an omer? Let’s find out!”
- Encourage kids to work in pairs to complete “What’s an Omer?” and “Always Good” on their Kids Activity Pages.
- When finished, allow volunteers to share the answer and what they drew.
- State: “God continues to provide for people today. He shows concern and care for all people—no matter their status, race, or ethnicity.”

### □ CHOICE 2

#### *Play a Food Guessing Game*

- Say: “Earlier you named some of your favorite foods. Now let’s see how good you are at drawing them!”
- Form two teams and select a preteen to begin.
- Allow a preteen to draw a “Food Guessing Game Card” from the basket.
- Direct the preteen to the board and give her a marker.
- Allow her one minute to sketch the food named.
- Ask her teammates to identify the food she has drawn. If they identify it correctly within a minute, award her team 10,000 points. If they cannot identify it, award no points, and share the food’s name.
- Alternate teams and preteens. Repeat the process.
- Congratulate the team with the most points.
- State: “When the Israelites needed food, God provided. He sent them manna and instructed them to collect an omer for each person.”
- Ask: “What’s an omer? Let’s find out!”
- Encourage kids to work in pairs to complete “What’s an Omer?” and “Always Good” on their Kids Activity Pages.
- When finished, allow volunteers to share the answer and what they drew.
- Say: “God continues to provide for people today. He shows concern and care for all people—no matter their status, race, or ethnicity.”



## LIVE IT OUT

### □ CHOICE 3

#### Play “God Provides” Board Game

- Ask: “Have you ever thought about the many ways God provides for people? Let’s look at a few ways now.”
- Form two teams and give each team a penny. Instruct one team to use the penny heads-up, and the other to use it tails-up.
- Lead each team to place its penny on the start space of “God Provides.”
- Determine which team begins with a coin toss.
- Direct the winning team to select a player. Instruct this player to roll the dice and move the penny two spaces when the dice lands on an even number and three spaces for an odd number.
  - If a player lands on a space that describes a way God provides for people, direct the player to read the description aloud.
  - If the player lands on a space with a game instruction, direct the player to complete the instruction.
- Alternate teams and players, giving all a turn.
- Congratulate the team that finishes first.
- Say: “When the Israelites needed food, God provided. He sent them manna and instructed them to collect an omer for each person.”
- Ask: “What’s an omer? Let’s find out!”
- Encourage kids to work in pairs to complete “What’s an Omer?” and “Always Good” on their Kids Activity Pages.
- When finished, allow volunteers to share the answer and what they drew.
- Say: “God continues to provide for people today. He shows concern and care for all people—no matter their status, race, or ethnicity.”

### □ WRAP UP

- Say: “When the Israelites needed food and water in the wilderness, God provided. He acted in powerful ways to give the people what they needed. God provides for people’s greatest need by sending His Son, Jesus, to be the Savior.”
- Remind preteens that since the time of Adam and Eve, every person has sinned. People’s sin separates them from God and leads to physical and spiritual death.
- State: “But God provides a way for people to be rescued from sin through Jesus. God sent Jesus to live a perfect life and then take the punishment people deserve, dying on the cross in their place. God then raised Jesus from the dead. Through Jesus’ life, death, and resurrection, God provides a way to rescue people from sin and adopt them into His family.”
- Pray, thanking God for providing a way we can be rescued from sin.
- Remind kids to take home their One Conversation pages and review them with their families.

*chip cookie, cupcake, bread loaf* Fold and place the strips in a basket. **Option:** “Food Guessing Game Cards” (Printables)

- » basket
- » timer

### CHOICE 3

- » Pack Item 11: “ God Provides”
- » Kids Activity Pages: “What’s an Omer?” “Always Good”
- » pencils
- » 2 pennies
- » pair of dice

## God Provided for the People

## UNIT VERSE

Our Lord is great, vast in power;  
his understanding is infinite.

PSALM 147:5 (CSB)



## WHAT'S AN OMER?

God commanded the Israelites to collect an omer of manna per person. What's an omer?

E → 😊

R → 😊

O → 😊

M → 😊

Use the code to fill in the blanks and find out!

An \_\_\_\_\_ is a unit of measurement,  
about 2 liters or 2 quarts.



## ALWAYS GOOD

We read in Psalm 100:5 that God is always good. He shows us His goodness through spiritual, physical, and emotional ways. What are some ways He shows His goodness to you?

Draw or write three examples in the spaces.





# BIBLE STUDIES FOR LIFE®

1

## CONVERSATION

### LIFE POINT

God is loving and kind.



### THE BIBLE MEETS LIFE

Your preteen discovered how God led His people through the wilderness and how He showed loving kindness by providing them food and water.



### LIVE IT OUT

Tell your preteen that God showed His love and kindness by providing for the needs of the people in this Bible story. Invite each family member to name his favorite food. Work together to compose a prayer of thanks for God's love and care for your family.



### LEVEL OF BIBLICAL LEARNING

God has concern and care for all people, no matter their status, race, or ethnicity.



### DAILY BIBLE READING

**Sunday:** Psalm 100:5

**Monday:** Psalm 103:8

**Tuesday:** Philippians 4:19

**Wednesday:** Psalm 46:1

**Thursday:** 2 Peter 3:9

**Friday:** Luke 12:22

**Saturday:** Psalm 121:2

## God Provided for the People

**EXODUS 15:22–16:36**

The Israelite people had been away from Egypt for only a few weeks. It was the fifteenth day of their second month. (Exodus 16:1) Instead of remembering how God had cared for them, they complained about how hungry they were! "In Egypt we had all the bread and meat we wanted," they told Moses. "Instead, you brought us out here in the wilderness where we will die of hunger!"

God told Moses, "I will rain down bread from heaven. The people will gather bread every day, but they must follow My instructions."


Moses and Aaron told the people, "God has heard your complaining. He will give you meat to eat this evening and all the bread you want in the morning. Then you will know that He is your God!"

Sure enough, that evening, quail came and covered the camp. In the morning, a heavy coat of dew covered the camp. When the dew was gone, fine flakes covered the ground, like frost. The Israelites asked each other, "What is it?"

Moses answered, "This is the bread God has given you to eat. You may gather two quarts for every person in your tent." Everyone had enough to eat. Moses warned, "Don't leave any until morning." When people stored more than they needed, the bread spoiled with worms and smelled bad. On the sixth day, the people gathered twice as much to have enough for the Sabbath day. Their Sabbath day supply stayed fresh so that the people could rest on the seventh day.

The people named the bread flakes manna. It tasted like wafers with honey. God provided manna to the people for 40 years until they came to live in their own land.

**WEEKLY VERSE** Psalm 100:5



Check out our **BIBLE STUDIES FOR LIFE AT HOME** resource for weekly family discipleship and worship.





## GOD PROVIDED FOR THE PEOPLE

EXODUS 15:22–16:36 • TEACHING PICTURE 3

Preteens | © 2025 Lifeway Christian Resources



**LIFE POINT**  
God is loving and kind.

**UNIT VERSE**  
Psalm 147:5

**WEEKLY VERSE**  
Psalm 100:5

## God Provided for the People

The Israelite people had been away from Egypt for only a few weeks. It was the fifteenth day of their second month. (Exodus 16:1) Instead of remembering how God had cared for them, they complained about how hungry they were! “In Egypt we had all the bread and meat we wanted,” they told Moses. “Instead, you brought us out here in the wilderness where we will die of hunger!”

God told Moses, “I will rain down bread from heaven. The people will gather bread every day, but they must follow My instructions.”

Moses and Aaron told the people, “God has heard your complaining. He will give you meat to eat this evening and all the bread you want in the morning. Then you will know that He is your God!”

Sure enough, that evening, quail came and covered the camp. In the morning, a heavy coat of dew covered the camp. When the dew was gone, fine flakes covered the ground, like frost. The Israelites asked each other, “What is it?”

Moses answered, “This is the bread God has given you to eat. You may gather two quarts for every person in your tent.” Everyone had enough to eat. Moses warned, “Don’t leave any until morning.” When people stored more than they needed, the bread spoiled with worms and smelled bad. On the sixth day, the people gathered twice as much to have enough for the Sabbath day. Their Sabbath day supply stayed fresh so that the people could rest on the seventh day.

The people named the bread flakes manna. It tasted like wafers with honey. God provided manna to the people for 40 years until they came to live in their own land.

—BASED ON EXODUS 15:22–16:36

### REVIEW QUESTIONS

- » What food did God provide the Israelites in the morning? (*manna*)
- » What food did God provide the Israelites in the evening? (*quail*)
- » Why did God instruct the Israelites to collect enough manna for only one day? (*He wanted them to trust Him to provide food daily.*)
- » What happened if the Israelites collected extra manna? (*It spoiled.*)
- » Why did God instruct the Israelites to collect manna for two days on Day 6? (*Manna wouldn’t fall on the Sabbath since it was a day of rest.*)
- » How did God provide for people’s greatest need? (*God sent Jesus to be people’s Savior.*)







***OUR LORD IS GREAT,  
VAST IN POWER;  
HIS UNDERSTANDING  
IS INFINITE.***



***PSALM 147:5***

***(CSB)***

***GREAT IS OUR LORD,  
AND MIGHTY IN POWER;  
HIS UNDERSTANDING  
IS INFINITE.***



***PSALM 147:5***

***(NKJV)***

***GREAT IS OUR LORD,  
AND ABUNDANT IN POWER;  
HIS UNDERSTANDING  
IS BEYOND MEASURE.***



***[ESV]***

***GREAT IS OUR LORD  
AND MIGHTY IN POWER;  
HIS UNDERSTANDING  
HAS NO LIMIT.***



***[NIV]***



## CUBE ASSEMBLY

- ✓ Cut out the cube.
- ✓ Fold the cutout along its inside lines to form the cube.
- ✓ Secure the cube with clear tape.

Describe what happened before this picture.

Describe what is happening in this picture.

Describe what happened after this picture.

Name the people you see in this picture.

Name where the scene in the picture is taking place.

Share a truth you learned from this picture.

# Assembly Instructions

See the example.

- ① Cut out the title banner and 5 message blocks.
- ② Punch holes as indicated.
- ③ Center a paint stir stick on the top back of title banner as shown. Glue the stick to the back of the banner.
- ④ Tie 24-inch yarn to each end of the stick to form a hanger. Trim ends as needed.
- ⑤ String 5-inch yarn through the bottom hole of each message block. To secure, tie a knot behind each block. If desired, add beads to yarn, and knot after the last bead.
- ⑥ String yarn through the top hole of each message banner. To secure, tie a knot behind each block. Use the following lengths of yarn:  
Session 1: 6-inch yarn, 2 pieces  
Session 3: 11-inch yarn, 2 pieces  
Session 4: 13-inch yarn, 1 piece
- ⑦ Attach the message blocks to the title banner. During Sessions 1, 3, and 4, write the messages on the designated blocks.

There is no one like God!

God is all-powerful.





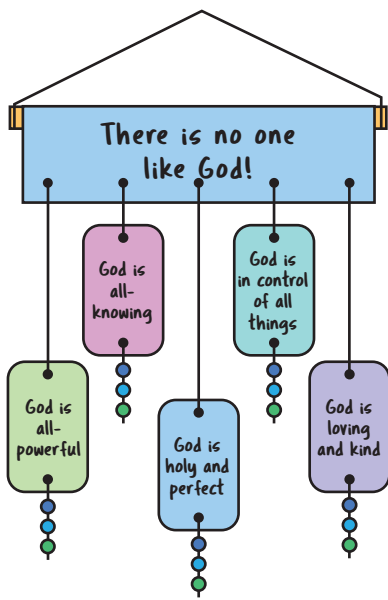
God is all-knowing.

God is holy and perfect.

God is in control of all things.

God is loving and kind.

## EXAMPLE





# MIRACLE MANNA

★ EXODUS 15:22-16:36 ★

## ACTORS

- ★ Narrator
- ★ God
- ★ Moses
- ★ Aaron
- ★ Israelite 1, 2, and 3
- ★ People of Israel



## SUPPLIES

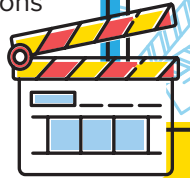
- 1 pool noodle
- 5 pieces each blue and gray paper
- popped popcorn
- jar
- medium box

## PRIOR TO THE SESSION

Set the blue papers on the floor to form a body of water. Make simple airplanes out of the gray paper to simulate quails. For directions to make airplanes, search the internet.

## TO BEGIN THE DRAMA

Direct all persons to follow Moses into the desert (classroom) to look for water.



**NARRATOR:** It's been three days since God led Moses and the Israelites out of Egypt into the desert. They're thirsty and desperate for water. Finally, they see some water!

**ISRAELITE 1:** *(walks over to body of water, takes a sip, then spits it out)* Eeew! This water is bitter!



### PEOPLE

**OF ISRAEL:** *(grumbling)* What now, Moses? What are we supposed to drink?

**MOSES:** *(prays silently to the God)*

**NARRATOR:** Moses prays to God, pleading for water. God hears him, and answers Moses' prayer! He points out a log and tells Moses to throw it in the water.

**MOSES:** *(throws log [pool noodle] in water and tastes it)* Praise God! He has made the water sweet!

**NARRATOR:** After the Israelites get a drink, they resume walking. But soon, they run out of food!



### PEOPLE

**OF ISRAEL:** *(grumbling to Moses and Aaron)* We're sooo hungry! Why is this happening to us?

**ISRAELITE 2:** *(whining)* We would have been better off taying in Egypt. We had plenty to eat there!

**ISRAELITE 3:** *(grouchily)* Did Moses and Aaron bring us to this wilderness to starve us to death?

**NARRATOR:** When God heard people grumbling against Him, He told Moses He would send food.

**MOSES:** Aaron, tell the people that when they grumble, they are grumbling not against us but God!

**AARON:** *(acts as if he's speaking to the people)*

**NARRATOR:** The Lord's glory then appears in a cloud! Next, God speaks to Moses.



### PEOPLE

**OF ISRAEL:** *(the people respond in amazement to the Lord's glory)*

**GOD:** *(in a booming voice)* Moses, tell the people they will eat meat at twilight and bread in the morning. Then you will all know that I am the Lord your God!

**NARRATOR:** Just as God promised, He sent quail in the evening. In the morning, He sent a white, stinky substance—something like coriander seed that tasted like honey wafers.

**GOD:** *(tosses paper airplanes onto the floor to simulate quail being sent to the camp)*



**PEOPLE OF ISRAEL:** *(picks up quail)*

**GOD:** *(tosses popcorn onto the floor to simulate bread being sent to the camp)*

**ISRAELITE 1:** *(quizzically)* What is this white stuff?

**MOSES:** *(joyfully)* This is the bread God has given you. Pick up as much as you need to eat for this day only. Boil and bake what you need, but do not keep any leftovers.

**NARRATOR:** But some people kept bread overnight. The next morning, it was a stinky mess!

**ISRAELITE 2:** *(with a wrinkled nose)* Eeew! What's that smell? Is that the bread?

**ISRAELITE 3:** *(gagging and pointing at the bread)* Yuck! It is! And it's full of maggots!

**NARRATOR:** The people learned their lesson! Moses then gave them more special instructions.

**MOSES:** God says since day seven is the holy Sabbath, the day of rest, no bread will fall that day. To make sure we have enough to eat, He has commanded us to collect twice as much on day six. He has promised the bread collected on day six will last through day seven.

**NARRATOR:** But not everyone obeyed God's instructions. Some didn't collect extra bread on day six. When they came out to collect it on day seven, they found none.

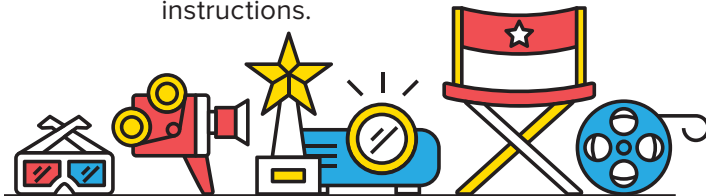
**GOD:** *(in a booming voice)* How long will people refuse to keep My commandments and laws? I have said I will give you extra manna on day six. On day seven, you are to rest.

**NARRATOR:** The people listened to God and rested on day seven. He gave Moses more instructions to make sure the people remembered His faithfulness.


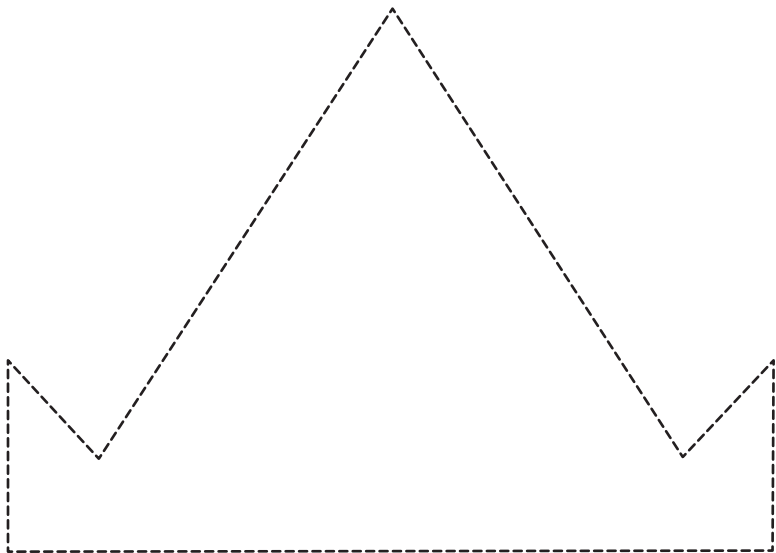

**MOSES:** God has commanded us to keep an omer of the bread—called manna—so that future generations will be reminded of God's faithfulness in the wilderness. Aaron, take an omer of manna, put it in a jar, and place it before God in the ark of the covenant.

**AARON:** *(takes a piece of manna [popcorn] and places it in a jar, then puts the jar in the box)*

**NARRATOR:** Aaron obeyed, and the people were reminded of God's faithfulness. For 40 years in the wilderness, God showed the people how He loved and cared for them. Today God still loves and cares for people. He helps us have what we need to live.



# QUAIL CRAFT



## Assembly Instructions



Cut out all pieces.



Fold 3 circles in half.



Stack 3 folded circles on top of one another to form the quail's body. Fan the circles as shown then glue in place.



Glue the head onto the body.



Write the words of Psalm 100:5 on the blank card.



To form a frame, glue craft sticks on the right and left sides of the card's face. Then glue sticks to the top and bottom of the card's face.



Glue the branch diagonally on top of frame. Glue the bird on the branch.



To assemble the easel, fold the easel vertically in half along the dotted line.



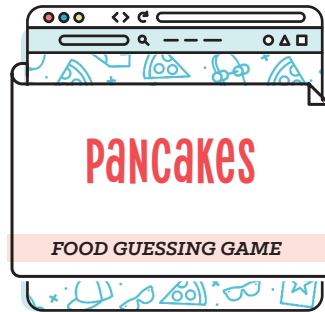
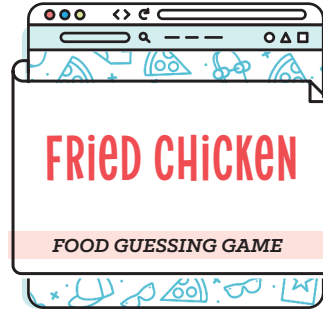
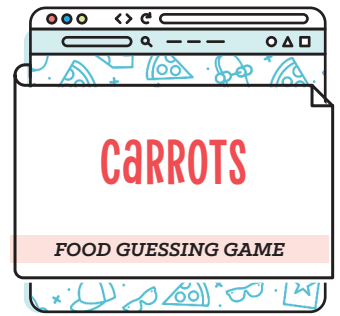
Display the completed plaque on the easel.





IMAGE CREDIT: SHUTTERSTOCK.COM





## FOOD GUESSING GAME CARDS

Bible Studies for Life Kids Grades 1–6 Enhanced CD (Printables), Fall 2025

© 2025 Lifeway OK to copy

IMAGE CREDIT: SHUTTERSTOCK.COM

**INSTRUCTIONS:** Print, cut apart the cards, and use with Preteens during Unit 1, Session 3, Live It Out, Choice 2.

## Columbus, Ohio



## Send Columbus

Columbus, Ohio, describes itself as all-American, typical, ordinary, average and so normal that they are special. If you ask any researcher or big business what America thinks or wants, you come to Columbus, Ohio.

Columbus is closer to the average US demographic (part of the population who share characteristics such as age, gender, ethnicity, or income) than any other major city in the nation. No matter how you look at Columbus—by race, income, and even spirituality—Columbus is all-American. That's why it is not surprising that people everywhere know who Columbus is.

With the Ohio State University, Columbus has one of the largest on campus community in the world. And with immigrant communities like the 80,000 Nepalis and 40,000 Somalians living there, their influence reaches way past the city limits. There are over 2 million people in the city, but only 1 out of every 10 is a believer.

Even though it seems like there are so few believers around that the gospel is pretty much invisible in Columbus, but don't believe it. In the city called the most American city in the nation, people are hearing the gospel for the first time and more new churches are being started than ever before. But more churches need to be started. That's where we come in. We can pray for those who start churches and send money or supplies to help them. By working together, there is no limit to what God can do in Columbus.



**UNIT 1 MISSIONS: US MAP**

*Bible Studies for Life Kids Grades 1–6 Enhanced CD (Printables), Fall 2025*

© 2025 Lifeway OK to copy

**INSTRUCTIONS:** Print and use during Unit 1, Sessions 1, 2, and 4.





**UNIT 1 MISSIONS: AARON TAYLOR PHOTOS**

*Bible Studies for Life Kids Grades 1–6 Enhanced CD (Printables), Fall 2025*

© 2025 Lifeway OK to copy

**INSTRUCTIONS:** Print and use during Unit 1, Sessions 2 and 4.







**UNIT 1 MISSIONS: SURH FAMILY PHOTO**

*Bible Studies for Life Kids Grades 1–6 Enhanced CD (Printables), Fall 2025*

© 2025 Lifeway OK to copy

**INSTRUCTIONS:** Print and use during Unit 1, Sessions 3 and 4.