

*13 media-driven, interactive worship
experiences for preschoolers*

PRESCHOOL

BIBLE STUDIES FOR LIFE®

Worship

How-to USE

PRESCHOOL

**BIBLE
STUDIES
FOR LIFE®**

Worship

Bible Studies For Life: Preschool Worship enables kids to experience an interactive large-group worship in a kid-friendly setting! The curriculum can be customized to fit the needs of your kids, leaders, and worship environment. Included are Bible stories, worship songs, videos, games, Bible verse activities, and more. There also are ideas for small group activities if you have a drop-off time before the session begins or a pick-up time as parents arrive at the end of the session. In the chart below is a breakdown of a suggested schedule. Adapt it to fit your time and space.

PRODUCTION NOTES

Tailor *Preschool Worship* to your kids and leaders:

- For an easy prep: Enlist a Worship Leader to show the music videos and lead the songs. Prepare the Connection Point Game and Bible Verse activity, and show the videos for the Bible Story and Connection Point Missions.
- Have an additional leader? Enlist that person to lead the Connection Point Game, Bible Verse activity, and missions. Then prepare and tell the Bible story for an interactive experience with your kids.
- Do you have musicians who would like to lead worship songs? Check out the lead sheets on the DVD-ROM or substitute your songs.
- Need easy ideas for decorating your stage area? See “Decorating Tips” in the How-To section on the DVD-ROM.

HUDDLE UPS	Optional small group activities for use during arrival time or dismissal	Small Group Leaders
COUNTDOWN VIDEO	Signals the end of Huddle Ups and beginning of worship time	Video
WORSHIP SONG	Use preselected song or choose one of your own	Video or Worship Leader/Team options
WELCOME AND PRAYER	Introduction to the Bible story and Bible verse	Bible Study Leader
CONNECTION POINT GAME	Interactive game to create excitement about the day’s Bible story or Life Point	Connection Point Leader
WORSHIP SONG	Use preselected song or choose one of your own	Video or Worship Leader/Team options
BIBLE STORY	Interactive Bible story told by Bible Study Leader or video	Bible Study Leader or video option
WORSHIP SONG AND OFFERING	Offering; Choose a favorite worship song	Worship Leader/Team
CONNECTION POINT BIBLE VERSE	Interactive Bible Verse activity	Connection Point Leader
CONNECTION POINT MISSIONS	Missions video and summary	Video and Connection Point Leader
REAL LIFE CONNECTIONS	Application of the Life Point to kids’ lives	Bible Study Leader

BIBLE
STUDIES
FOR LIFE™

Worship

UNIT 1: A POWERFUL AND LOVING GOD

Session 3: God Provided for the People

BIBLE PASSAGE

Exodus 15:22–16:36

LIFE POINT

God helps people have what they need.

CHRIST FOCUS

Jesus taught that God cares for people.

LEVEL OF BIBLICAL LEARNING

God loves people and is with them.

SUGGESTED USE DATE: September 21

BIBLE VERSE

God will supply your needs.
Philippians 4:19 (*Paraphrase*)

God will supply all your needs.
Philippians 4:19 (*CSB*)

God shall supply all your need.
Philippians 4:19 (*KJV*)

SUPPLY LIST**Arrival Huddle Up**

- shallow plastic tub
- water
- towels
- tools for water play (*such as cups, sponges, funnels, ladles, colanders*)

Bonus Huddle Up

- crayons
- “God Provided for the People” coloring sheet (*1 per child*)

Dismissal Huddle Up

- beanbag

Worship Song

- none

Welcome and Prayer

- takeout menu

Connection Point Game

- 3 small gift bags
- large assortment of pom-poms or cotton balls

Worship Song

- none

Bible Story

- Bible
- several different fruits (*such as an apple, banana, orange, grapes*)
- brown paper bag (*1 per fruit*)

Worship Song and Offering

- none

Connection Point Bible Verse

- paper plates (*2 per each word of your preferred version of Philippians 4:19*)
- colored markers (*1 color per Bible verse word*)
- tape

Connection Point Missions

- none

Real Life Connections

- One Conversation Page (*1 per child*)
- assortment of needs and wants (*water, pretend food, shoe, sock, random toys*)

MUSIC AND MEDIA

- **Countdown:**
“Countdown” video
- **Worship Song:**
“God, You Are Great (*2 Samuel 7:22*)” video
- **Welcome and Prayer:**
Life Point and *Bible Verse* slides
- **Connection Point Game:**
Connection Point Game slide
- **Worship Song:**
“God’s Love” video
- **Bible Story:**
Bible Story and *Christ Focus* slides; “Bible Story Time” video (*optional*)
- **Worship Song and Offering:**
Worship song of your choice
- **Connection Point Bible Verse:**
Connection Point Bible Verse and *Bible Verse* slides
- **Connection Point Missions:**
Connection Point Missions and *Connect to Missions* slides
- **Real Life Connections:**
Real Life Connections and *Life Point* slides

Media Note: Look for the play button symbol (▶) to easily identify media cues.

HUDDLE UPS

Huddle Ups are optional activities for churches that have a drop-off time before the session begins or a pick-up time as parents arrive at the end of the session. It's a great time for interaction with a small group leader through games, conversations, or review questions.

- ➡ Estimated time: varies according to schedule
- ➡ Tech: none
- ➡ People: Small Group Leaders
- ➡ Supplies (*for each small group*):
 - Arrival Huddle Up—shallow plastic tub, water, towels, tools for water play (*such as cups, sponges, funnels, ladles, colanders*)
 - Bonus Huddle Up—crayons, “God Provided for the People” coloring sheet (*1 per child*)
 - Dismissal Huddle Up—beanbag

ARRIVAL HUDDLE UP

(Form small groups. Lead the following Huddle Up activity as preschoolers arrive for worship time.)

Prep: Fill tub about a third full of water. Set the tub on a towel on the floor.

- Offer water toys and invite preschoolers to play.
- Caution preschoolers to be mindful to keep the water in the tub.
- Mention that because the children played in the water, it is now dirty and unsafe to drink.
- Comment that in today's Bible story the Israelites were thirsty, but they could not find water that was good for them to drink.

BONUS HUDDLE UP

(This is an extra Huddle Up activity to be used during arrival or dismissal time.)

Prep: Print this session's coloring sheet (available on the DVD-ROM).

- Comment that God gave the Israelites food to eat and water to drink.
- Distribute crayons and coloring sheets.
- Invite preschoolers to color on their pages.

DISMISSAL HUDDLE UP

(Lead small groups in the following Huddle Up activity as they wait for pick-up.)

Prep: none

- Review the Life Point: **God helps people have what they need.**
- Instruct the group to listen closely as you ask them questions about today's Bible story.
- Caution children to not shout out the answer, but to wait until you choose someone to answer.
- Ask a question and toss the beanbag to a child, allowing her to respond.
- Lead children to toss the beanbag back to you before moving on to the next question.
- Use the following questions or formulate your own:
 - Why could the people not drink the water in Marah? (*It tasted bad and was bitter.*)
 - What did God tell Moses to do so that the people could drink the water? (*God told Moses to throw a tree into the water.*)
 - What food did God give to the Israelites? (*God gave the Israelites meat and manna.*)
 - Where did the Israelites find the manna? (*They found the manna on the ground.*)
 - What did the manna taste like? (*It tasted like crackers made with honey.*)
 - Does God help people have everything they want? (*No.*)
 - Does God help people have the things that they need? (*Yes.*)
- Play as your time allows or until each child answers a question.
- Remind children that God loves people and is with them. **God helps people have what they need.**

COUNTDOWN VIDEO

- ➡ Estimated time: 3 minutes
 - ➡ Tech: “Countdown” video
 - ➡ People: none
 - ➡ Supplies: none
- *Play the video 3 minutes prior to the start of your worship time.*

WORSHIP SONG

- ➡ Estimated time: 3 minutes
- ➡ Tech: Music video, mics for singers, lights *(optional)*
- ➡ Music: “God, You Are Great (2 Samuel 7:22)” *(lead sheet available on DVD-ROM)* or download a worship song of your choice
- ➡ People: Worship Leader and/or Worship Team
- ➡ Supplies: none

WORSHIP LEADER

What happy, smiling faces I see! Welcome to church, everyone! Why do people go to church? *(Allow for responses.)*

Those were great answers! One reason that people go to church is to praise God. We *praise* God when we say how great He is! Let’s stand and sing about our great God!

(Preschoolers stand to sing.)

► *Show the music video.*

WELCOME AND PRAYER

- ➡ Estimated time: 5 minutes
- ➡ Tech: *Life Point* and *Bible Verse* slides
- ➡ People: Bible Story Leader
- ➡ Supplies: takeout menu

BIBLE STORY LEADER

I brought something with me today. *(Show the menu.)* Does anyone know what this is? *(Allow for responses.)* This is a menu from a restaurant. A menu lists all the different kinds of food the restaurant can cook. You can look at the menu and choose what you want to eat. What would you choose to eat at a restaurant? *(Allow for responses.)*

Food is something that all people need. We need food to live and be healthy. What are some other things that people need? *(Allow for responses.)* People need food, water, shelter, clothes, and air to breathe. Things like toys and storybooks are fun to have, but they are not things that we need.

Today we will hear that God helps us have the things that we need.

► *Show the Life Point slide.*

God helps people have what they need. Say that with me: **“God helps people have what they need.”**

God never promised to give us all of the things that we WANT, but He does promise to help us have the things that we NEED.

Listen as I say today’s Bible verse, and then we will say it together. *(Say your preferred version of the Bible verse. Lead preschoolers to repeat the verse after you.)*

► *Show the Bible Verse slide.*

BIBLE VERSE:

(Select your preferred version.)

- God will supply your needs.
Philippians 4:19 *(Paraphrase)*
- God will supply all your needs.
Philippians 4:19 *(CSB)*
- God shall supply all your need.
Philippians 4:19 *(KJV)*

God loves people and is with them. He knows the things that we want and need. It’s nice when God gives us the things that we want, but God promises to give us the things that we need.

Let’s pray together and thank God for always giving us the things we need. Let’s also thank Him for sometimes giving us the things that we want.

(Lead preschoolers to pray.)

CONNECTION POINT GAME

- ➡ Estimated time: 10 minutes
- ➡ Tech: *Connection Point Game* slide
- ➡ People: Connection Point Leader, 3 kids
- ➡ Supplies: 3 small gift bags, large assortment of pom-poms or cotton balls

GAME INSTRUCTIONS:

- Scatter all of the pom-poms (or cotton balls) on the floor of your game area.
- Choose 3 players.
- Give each player a gift bag.
- Challenge players to pick up the pom-poms one at a time and put them in their bags.
- Continue until players pick up all of the pom-poms.
- Compare the number of pom-poms in each bag.
- Name the player who collects the most as the winner.
- Reset the game, choose new players, and play again as your time allows.
- **Leader tip:** Playing on a carpeted floor? Opt for using pom-poms instead of cotton balls. Cotton balls often get stuck in carpets and can be difficult to clean up.

CONNECTION POINT LEADER

► Show the Connection Point Game slide.

It's time to play a game! I need three players who can work fast! (Choose 3 players. Give each player a gift bag.)

Friends, look at this mess on the floor! I need your help to clean it. When I say to begin, pick up one pom-pom (or cotton ball) at a time and put it into your bag. Work quickly! When you've picked up all of the pom-poms, we will compare the bags and see who gathered the most!

Does everyone know what to do? (Answer any questions and play the game.)

Our friends worked hard picking up all of the pom-poms! Good work!

Today's Bible story is about a time when God helped His people, the Israelites, have food to eat. Each morning, God sent a special food called *manna*. The manna looked like small, white flakes on the ground. It was bread for the people to eat! The people picked up as much manna as they needed.

God loved the people and took care of them! Let's sing another song, and then we will hear some other ways that God helped the people have what they needed.

WORSHIP SONG

- ➡ Estimated time: 3 minutes
- ➡ Tech: Music video, mics for singers, lights (optional)
- ➡ Music: "God's Love" (lead sheet available on DVD-ROM) or download a worship song of your choice
- ➡ People: Worship Leader and/or Worship Team
- ➡ Supplies: none

WORSHIP LEADER

God loves people and is with them. God loves YOU, too! He takes care of you and helps you have the things that you need. Let's sing together about God's love.

(Preschoolers stand to sing.)

► Show the music video.

BIBLE STORY

- ➡ Estimated time: 10 minutes
- ➡ Tech: Bible Story and Christ Connection slides; "Bible Story Time" video (optional)
- ➡ People: Bible Story Leader
- ➡ Supplies: Bible, several different fruits (such as an apple, banana, orange, grapes), brown paper bag (1 per fruit)

Option 1: Show the Bible Story video: "Bible Story Time." Conclude with prayer.

Option 2: Gather the suggested supplies and tell the following Bible story. Place each fruit in a separate paper bag.

BIBLE STORY LEADER

► Show the Bible Story slide.

Who would like to tell me your favorite fruit to eat? (Allow for responses.) I like those fruits, too! Let's play a game with fruit.

(Show the paper bags.) Inside each paper bag is a different fruit. I will invite someone to reach inside the bag and feel of the fruit. Let's see if the person can guess the fruit without looking!

(Lead the activity as your time allows. Be aware of children with specific food allergies.)

God made so many yummy fruits and vegetables for us to eat! God loves us and gives us the things that we need. Let's hear a Bible story about God's people, the Israelites. Listen to hear all of the ways that God gave the people what they needed.

(Open the Bible to Exodus 15.)

Moses led God's people into the desert. They walked for three days but did not find any water to drink. Finally, the people came to a place called Marah (*MAH ruh*). There was water in Marah, but the people could not drink it. The water was bitter and tasted bad.

(Read Exodus 15:24.)

The people [complained] to Moses, "What are we going to drink?"

Moses prayed to God. God showed Moses a tree. When Moses threw the tree into the water, it was not bitter anymore! Now the people had water to drink.

After many days, the people complained again because they were hungry. God spoke to Moses. "Tell the people that tonight they will eat meat, and in the morning, they will eat as much bread as they want. Then the people will know that I am their God."

That night God gave the people meat to eat. The next morning there were small flakes covering the ground.

(Read Exodus 16:15-16.)

When the Israelites saw it, they asked one another, "What is it?" because they didn't know what it was.

Moses told them, "It is the bread [God] has given you to eat. ... Gather as much of it as each person needs to eat."

God sent the food every morning, and each person gathered as much as he needed. The people called the food *manna* (*MAN uh*). The manna was white and tasted like crackers made with honey.

(Close the Bible.)

God gave the people what they needed! God gave them water to drink and food to eat!

► *Show the Christ Focus slide.*

God took care of the Israelites, and He takes care of us, too! God loves people and sent His Son, Jesus. Jesus taught that God cares for people and gives them what they need.

I'm so glad that God loves and cares for me. Instead of complaining like the people in today's Bible story, we can tell God thank You for giving us the things we need. Let's pray and tell God thank You, right now!

(Lead preschoolers to pray.)

WORSHIP SONG AND OFFERING

- ➡ Estimated time: 3 minutes
- ➡ Tech: mics for singers, lights (*optional*)
- ➡ Music: Use a favorite song or download a worship song of your choice.
- ➡ People: Worship Leader and/or Worship Team
- ➡ Supplies: none

WORSHIP LEADER

Were you good listeners? How did God take care of the people? (*Allow for responses.*) God gave the people what they needed! God gave them food to eat and water to drink. God loved and cared for the people, just like God loves and cares for us!

Optional Giving Segment:

It's time to give an offering. Some of the money that people give at church helps others have the things they need. If you would like to give an offering today, ...

(Give your own directions for how preschoolers can give their offerings. After you collect the offering, guide preschoolers to stand for the worship song.)

► *Play your selected worship song.*

CONNECTION POINT BIBLE VERSE

- ➡ Estimated time: 5-8 minutes
- ➡ Tech: *Connection Point Bible Verse* and *Bible Verse* slides
- ➡ People: Connection Point Leader, all kids
- ➡ Supplies: paper plates (2 per each word of your preferred version of *Philippians 4:19*), colored markers (1 color per Bible verse word), tape

ACTIVITY INSTRUCTIONS:

- Select your preferred version of the Bible verse.
- Write your preferred version of *Philippians 4:19* on paper plates (1 word per plate.) Write each word in a different color. Make 2 identical sets.
- Tape 1 set of Bible verse plates in order on a focal wall. Arrange the plates at child height and space them so preschoolers can stand in front of them.
- Say the verse and lead preschoolers to repeat it after you.
- Toss each of the second set of plates to the group.
- Invite each preschooler who catches a plate to move to the focal wall, find his plate's match, and stand in front of it.
- Guide preschoolers to hold their plates so the group can see them.
- Point to each word as you guide the group to say aloud the verse.
- Gather the plates, toss them to new children, and play again as time allows.
- **Leader note:** If your preschoolers are very young, encourage them to match the word colors instead of the letters.

BIBLE VERSE:

(Select your preferred version.)

- God will supply your needs.
Philippians 4:19 (Paraphrase)
- God will supply all your needs.
Philippians 4:19 (CSB)
- God shall supply all your need.
Philippians 4:19 (KJV)

CONNECTION POINT LEADER

► Show the *Connection Point Bible Verse* slide.

It's time to say our Bible verse! Listen as I say the verse, and then we will say it together.

► Show the *Bible Verse* slide.

(Say the verse. Lead preschoolers to repeat the verse after you.)

Isn't that wonderful? God gives us the things that we need! We need things like food, water, clothes, and air to breathe.

Let's have some fun learning together today's Bible verse!

(Lead the activity.)

CONNECTION POINT MISSIONS

- ➡ Estimated time: 5-8 minutes
- ➡ Tech: *Connection Point Missions* and *Connect to Missions* slides
- ➡ People: Connection Point Leader
- ➡ Supplies: none

CONNECTION POINT LEADER

► Show the *Connection Point Missions* slide.

Columbus, Ohio, is home to many people, but very few go to church. Lots of people who live in Columbus moved there from other countries. Many of the people came from a country called Somalia. Columbus needs new churches so everyone can hear the good news about Jesus!

► Show the *Connect to Missions* slide.

Isaac and Hannah Surh started a new church in the Columbus area. They met with friends to pray about the new church. They named the church Chroma. The church soon began meeting at a school in the area.

Let's pray for Isaac, Hannah, and Chroma Church as they help people in Columbus learn about Jesus.

(Lead preschoolers to pray.)

REAL LIFE CONNECTIONS

- ➔ Estimated time: 3-5 minutes
- ➔ Tech: *Real Life Connections* and *Life Point* slides
- ➔ People: Bible Story Leader
- ➔ Supplies: One Conversation Page (*1 per child*); assortment of needs and wants (*water, pretend food, shoe, sock, random toys*)

ACTIVITY INSTRUCTIONS:

- Lead preschoolers to stand in a large circle.
- Place all of the items on the floor in the center of the circle.
- Instruct preschoolers to grasp hands and move around the circle as they sing the following lyrics to the tune of “London Bridge Is Falling Down.”

Oh, God gives me what I need,
What I need, what I need.
Oh, God gives me what I need.
God loves me!

- Lead preschoolers to shout: “God loves me!” as they sing and then quickly sit in place.
- Call on a child to select an item from the center of the circle, show it to the group, and tell if it is a need or a want.
- Return the item to the center of the circle and play again as your time allows. (It is OK for children to choose the same items more than once.)

Leader note: Print this session’s One Conversation Page (available on the DVD-ROM).

BIBLE STORY LEADER

- Show the Real Life Connections slide.

Today you heard that God helps people have what they need. Remember, a *need* is something that you need to live, such as food, water, and clothes. God will give us the things we need! A *want* is different from a need. *Wants* are things that are nice to have, but we don’t need them to live. Play dough is fun to have, but it is not a need. Play dough is a want.

Let’s play and sing. As we play, we will remember that God loves us and gives us what we need.

(Lead the activity.)

- Show the Life Point slide.

God helps people have what they need. Say that with me: **“God helps people have what they need.”**

God loves people, helps people, and gives people the things they need. God gave Moses and the Israelites food to eat and water to drink. God gave them what they needed, and God gives us what we need, too!

I’m glad that you came to church today. I hope you will remember to thank God for giving you the things that you need. Come again next time, and we will hear more about God and His love for us.

Leader notes:

- If you plan to utilize the Dismissal Huddle Up, guide preschoolers to their small groups.
- Send each child home with a One Conversation Page. Suggest families check out the “At Home” discipleship option at the bottom of the page.

Decorating IDEAS

UNIT 1: A POWERFUL AND LOVING GOD

- Piece together large sheets of bulletin board paper to cover an entire focal wall. Tape the backs of the papers together, using clear packing tape. Use various colors of spray paint to create a graffiti wall. In the center of the paper use a fun, graffiti-style font to spray paint *GOD CAN DO ANYTHING*. Paint fun shapes and squiggles in various sizes and colors to fill the paper. Fill a paint brush with acrylic paint and flick it toward the paper to create paint splatters. Tape the finished artwork to a focal wall.
- Gather several drop cloths (*or bed sheets*) and spatter them with paint. Arrange the cloths on the floor of the stage area.
- Set a large A-frame ladder on the drop cloths. (*Ladder is for decorating purposes only. Keep away from children.*) Add other painting elements such as brushes, rollers, empty paint cans, paint trays, and so on.

UNIT 2: THE WORD OF GOD

- Search online for free Bible story illustrations. Print the illustrations and mount them on brightly colored papers. Display the illustrations around your worship area. (*Option: Print the Bible story coloring pages from the DVD-ROM.*)
- Place a table where children will see it as they arrive for worship. Fill the table with Bibles of various shapes, sizes, colors. Encourage kids to look at the Bibles and compare them.
- Cover a wall with bulletin board paper. Provide markers or crayons. Encourage kids to draw on the paper illustrations of their favorite Bible stories.

UNIT 3: GOD'S PROMISES

- Create a tree house theme for your stage area. Use nature items to accentuate the scene, such as: greenery, burlap, artificial flowers, and rocks.
- Use a large cardboard appliance box to fashion a tree house. Paint the box fun colors, using acrylic paints.
- Use colored crepe paper to make a rainbow that spans the width of your stage.
- Cut large cloud shapes from poster board. Glue cotton balls or quilting batting to cover each cloud shape. Attach the clouds to fishing line and hang them from the ceiling.

UNIT 1: A POWERFUL AND LOVING GOD

Session 3: God Provided for the People

PRESCHOOL

BIBLE
STUDIES
FOR LIFE®

Worship

HUDDLE UPS

BIBLE PASSAGE

Exodus 15:22–16:36

LIFE POINT

God helps people have what they need.

ARRIVAL HUDDLE UP

(Form small groups. Lead the following Huddle Up activity as preschoolers arrive for worship time.)

- ➔ *Supplies: shallow plastic tub, water, towels, tools for water play (such as cups, sponges, funnels, ladles, colanders)*
- ➔ *Prep: Fill tub about a third full of water. Set the tub on a towel on the floor.*
- Offer water toys and invite preschoolers to play.
- Caution preschoolers to be mindful to keep the water in the tub.
- Mention that because the children played in the water, it is now dirty and unsafe to drink.
- Comment that in today's Bible story the Israelites were thirsty, but they could not find water that was good for them to drink.

BONUS HUDDLE UP


(This is an extra Huddle Up activity to be used during arrival or dismissal time.)

- ➔ *Supplies: crayons, "God Provided for the People" coloring sheet (1 per child)*
- ➔ *Prep: Print this session's coloring sheet (available on the DVD-ROM).*
- Comment that God gave the Israelites food to eat and water to drink.
- Distribute crayons and coloring sheets.
- Invite preschoolers to color on their pages.

DISMISSAL HUDDLE UP

(Lead small groups in the following Huddle Up activity as they wait for pick-up.)

- ➔ *Supplies: beanbag*
- ➔ *Prep: none*
- Review the Life Point: **God helps people have what they need.**
- Instruct the group to listen closely as you ask them questions about today's Bible story.
- Caution children to not shout out the answer, but to wait until you choose someone to answer.
- Ask a question and toss the beanbag to a child, allowing her to respond.
- Lead children to toss the beanbag back to you before moving on to the next question.
- Use the following questions or formulate your own:
 - Why could the people not drink the water in Marah? *(It tasted bad and was bitter.)*
 - What did God tell Moses to do so that the people could drink the water? *(God told Moses to throw a tree into the water.)*
 - What food did God give to the Israelites? *(God gave the Israelites meat and manna.)*
 - Where did the Israelites find the manna? *(They found the manna on the ground.)*
 - What did the manna taste like? *(It tasted like crackers made with honey.)*
 - Does God help people have everything they want? *(No.)*
 - Does God help people have the things that they need? *(Yes.)*
- Play as your time allows or until each child answers a question.
- Remind children that God loves people and is with them. **God helps people have what they need.**



God Provided for the People

God will supply your needs. *Philippians 4:19*

© 2025 Lifeway. OK to copy.

BIBLE STUDIES FOR LIFE®

Worship

LIFE POINT

God helps people have what they need.



THE BIBLE MEETS LIFE

God provided food and water for His people as He led them through the wilderness. God will take care of us and give us everything we need.



LIVE IT OUT

Review the Bible story with your child. Write *God helps me have what I need* on a paper. Give your child pictures of food, clothes, homes, Bibles, and churches. Let him use a glue stick to make a collage of things God provides.



LEVEL OF BIBLICAL LEARNING

God loves people and is with them.



DAILY BIBLE READING

Sunday: Philippians 4:19

Monday: Psalm 103:8

Tuesday: Psalm 100:5

Wednesday: Psalm 46:1

Thursday: Matthew 6:31-33

Friday: Luke 12:22-24

Saturday: Psalm 121:1-2

1

CONVERSATION

God Provided for the People

Based on Exodus 15:22–16


After God used Moses to help the people cross the Red Sea on dry land, they traveled for three days without finding water they could drink. The people complained to Moses. God showed Moses where and how to get water for the people to drink.

The Israelite people kept moving from one place to another for many days. They complained again. They did not like being in the wilderness and not having enough food.

God heard them. He told Moses to tell them that He would provide what they needed.

That night God provided quail (meat) for them. The people ate. The next morning, the people saw something on the ground but did not know what it was. Moses told them it was the bread God promised. The bread was white and tasted like it had honey in it. Moses told the people to gather a certain amount of bread for each day. The people named the bread *manna*.

Many people obeyed God and gathered the manna the way God told them to. Some did not. The people learned to follow God's instructions. The people ate manna for many years.



WEEKLY VERSE God will supply your needs. Philippians 4:19



Check out our **BIBLE STUDIES FOR LIFE AT HOME** resource for weekly family discipleship and worship.

PRESCHOOL

BIBLE STUDIES FOR LIFE®

Worship

UNIT 1 A POWERFUL AND LOVING GOD

Session 3: God Provided for the People



Bible STORY

GOD PROVIDED FOR THE PEOPLE

Exodus 15:22–16:36






Bible **VERSE**

God will supply
all your needs.

Philippians 4:19 (CSB)






Bible **VERSE**

God shall supply
all your need.

Philippians 4:19 (KJV)






Bible **VERSE**

**God will supply
your needs.**

Philippians 4:19 (Paraphrase)



The image features a vibrant, abstract background with a large, diagonal orange band. Above and below this band, the white background is decorated with various geometric shapes: circles, squares, triangles, and zig-zags in shades of orange and red. Some shapes are solid, while others are outlines. The text 'Christ FOCUS' is positioned in the upper left, with 'Christ' in a simple sans-serif font and 'FOCUS' in a larger, bold, outlined font.

Christ
FOCUS

**Jesus taught that
God cares for people.**



**Columbus, Ohio
needs more
churches to help tell
the many Somalians
there about Jesus.**



A vibrant, abstract graphic design featuring a large, diagonal orange banner. The banner is framed by a thick black border. Above and below the banner, the background is white, filled with various geometric shapes: circles, squares, triangles, and zig-zags in shades of orange, yellow, and red. Some shapes are solid, while others are outlines. The overall style is modern and playful.

**Connection
POINT**

**CONNECTION POINT
BIBLE VERSE**



Connection
POINT

CONNECTION POINT GAME

A decorative banner with a light orange background and a black border. The banner is tilted and contains the text "Connection POINT" in a bold, sans-serif font. The word "Connection" is in black, and "POINT" is in white with a black outline. The banner is surrounded by various geometric shapes, including circles, squares, triangles, and zig-zags, in shades of orange, yellow, and red. The banner is positioned at the top left of the image, and the text "Connection POINT" is written on it.

**Connection
POINT**

CONNECTION POINT MISSIONS

The image features a vibrant orange background with a large, dark orange banner across the middle. The banner contains the text "God helps people have what they need." in a bold, dark blue font. Above the banner, the words "Life POINT" are written in a stylized font, with "Life" in black and "POINT" in white with a black outline. The entire design is framed by a border of various geometric shapes, including circles, squares, triangles, and zig-zags, in shades of orange, yellow, and red.

Life
POINT

**God helps people
have what they need.**

The image features a vibrant, abstract design with a central orange banner. The banner is bordered by a thick black line and contains the word 'WORSHIP' in a bold, black, sans-serif font. The banner itself is a lighter shade of orange and has a slight 3D effect with a black outline. The background is white, and the banner is flanked by a wide orange band that contains the main title. The entire composition is framed by a border of various geometric shapes, including circles, squares, triangles, and zig-zags, in shades of orange, red, and black. The overall style is modern and energetic.

WORSHIP

REAL LIFE CONNECTIONS



Bible VERSE



