

KINDERGARTEN

BIBLE STUDIES FOR LIFE®

A POWERFUL AND LOVING GOD
THE WORD OF GOD
GOD'S PROMISES

PRESCHOOL LEADER GUIDE
FALL 2025



God helps people have
what they need.

GOD PROVIDED FOR THE PEOPLE



LEADER BIBLE STUDY



GOD LEVEL OF BIBLICAL LEARNING

God helps and provides
for people.

SCRIPTURE REFERENCE

Exodus 15:22–16:36

UNIT VERSE

God, You are great, and
no one is like You.
2 Samuel 7:22

WEEKLY VERSE

God will supply your
needs. Philippians 4:19

SUGGESTED FOR THE WEEK OF

September 21

CONTEXT AND COMMENTARY FOR PERSONAL STUDY AND PREPARATION

(For age-appropriate language, use the Bible story on the following page.)

After God miraculously brought His people through on dry ground, He drowned Pharaoh's horses, chariots, and his riders in the Red Sea. (Exodus 14) God rescued His people in a way that no one could have imagined, and the people responded with fervent praise. They danced and sang with all their might, glorifying the God who rescued them. (Exodus 15:1-22)

Three days later, the worship service became a distant memory. The people had traveled through the desert without finding water. When they finally discovered water, it was undrinkable. Their victory song quickly turned into a cacophony of groans.

This pattern of forgetfulness would come to define the Israelites. When God provided for them, they responded with praise. As soon as things became difficult, they would rebel against Him. Over and over, the Lord patiently reminded the Israelites that rescuing them was His plan and that He would be the One to see them through to the promised land. All they had to do was believe Him and obey His commands. God then proved Himself by going over and above what they needed. Sometimes that looked like 12 springs and 70 date palms. Sometimes it looked like manna in the morning and quail at night. Sometimes it looked like a weekly day of complete rest for a people who had been cruelly forced to work their entire lives.

God made it clear that the Israelites did not have to do anything to earn His provision. His gracious gifts were freely available. When the people saw how God provided for them, they would know that He was the Lord. All God wanted from them was their trust.

Jesus said, "This is the work of God—that you believe in the one he has sent." (John 6:29) As you pray this week, thank God for providing everything you need for an abundant life. Praise Him for His faithfulness and the promise of eternal life for all who believe.



GROUP TIME

- **Sing and move.** Play “Stand Up and Clap” and encourage kindergartners to do the actions. Tell everyone to be seated.
- **Tell the Bible story.** Read the word and definition from the *provide* word card. Say: “The Bible story is about God providing for the needs of His people.” Open the Bible to Exodus 15 and tell the Bible story in your own words.



God Provided for the People

Moses led the Israelites into the wilderness. For three days, they could find no water. They came to a place with water, but they could not drink it. They complained to Moses. Moses prayed and God showed him a log. Moses threw the log in the water, and the water became sweet. God told the people to listen and do what is right, and God would always be with them. The people camped at a place with many springs of water.

The people began complaining about the food they missed from Egypt. God told Moses that He would give them bread from heaven. Moses said to the people, “You will have bread each morning and meat each evening. Only gather enough bread for one day, except on the sixth day, you will gather two days’ worth of food.”

In the evening, quail covered the camp. Each morning, small white flakes appeared on the ground. The people called it *manna*, which means “What is it?” Moses told them it is the bread from God. It tasted sweet like honey. The people ate the manna for 40 years, until they went into the land God promised them.

—BASED ON EXODUS 15:22–16:36

- **Review.** Lay the teaching picture and question cards on the floor. Lead a child to toss a beanbag onto a card and hand it to you. Ask the question. Once he answers, he can remove a note from the teaching picture. Continue until all the notes are removed. Talk about the picture.
- **Talk about the Life Point.** Read the Life Point. Ask: “What are things people need?” After answers, distribute the matching card pictures. Read each word card and match it with the correct picture. Attach the Life Point to the banner.
- **Learn the Weekly Verse.** Open the Bible to the verse. Lead the kids to repeat the verse with you a few times. Distribute the verse puzzle pieces for Philippians 4:19. Invite kids to work together to put the verse in order.
- **Make a Christ connection.** God sent Jesus so people would know what God is like. Jesus helped people follow God’s instructions so they could be with Him.
- **Wrap up.** Show the “God Provided for the People” video.

CHOOSE YOUR TIME

Decide when to have group time; then select learning activities to use before and/or after group time.

» Pack Items:

- 1: “Unit 1 Banner”
- 4: “2 Samuel 7:22”
- 7: “Word Cards”
(*provide*)
- 8: “Fall Weekly Verses”
(*Philippians 4:19*)
- 9: “Fall Life Points”
(*God helps people have what they need*)
- 10: “Review Question Cards”
- 13: “Unit 1 Verse Puzzles”
- 17: “Needs Matching Cards”

- » Teaching Picture 3
- » Music, Videos
- » Beanbag, medium sticky notes, tape
- » Mark Philippians 4:19 with the strip.
- » Cover the teaching picture with sticky notes.
- » See Printables for bonus ideas.



BIBLE-LEARNING ACTIVITIES

- » Kids Activity Pages
- » Pack Items:
 - 12: “God Is Great Gameboard and Letters”
 - 17: “Needs Matching Cards”
- » Bible, game pieces (large buttons or foam beads), die, small basket
- » Kids Activity Pages
- » Pack Items:
 - 13: “Unit 1 Verse Puzzles”
(Job 42:2;
2 Samuel 7:22;
Philippians 4:19)
- » Wooden blocks, tape
- » Tape each puzzle piece to a wooden block.
- » Pack Items:
 - 7: “Word Cards”
(provide)
 - 8: “Fall Weekly Verses”
(Philippians 4:19)
- » Bible, paper, colored pencils, letter stencils
- » Display the word card where kids can see it.
- » Place the verse strip at Philippians 4:19 in the Bible.
- » Pack Item:
 - 15: “A Powerful and Loving God”
- » Printables:
 - “Unit 1 Missions”
- » Bible, other books

PLAY PACK GAMES

Arrange the two games on opposite ends of a table. Place the die and game pieces with the gameboard and put the letters in the basket. Place the matching cards facedown.

- Help each child complete a Kids Activity Page before playing the games. Discuss the difference between a *need* and a *want*.
- Open a Bible to Exodus 15 and tell the Bible story as a group of kids play each game. Say that God provided the people with food and water.
- Comment that God helps people have what they need. Help the kids read the words on the matching cards to determine which pictures they match. Allow the groups to switch after a few minutes and play the other game.
- Open the Bible to Philippians 4 and say the Weekly Verse. Repeat the verse with the boys and girls. (*games*)

STACK BIBLE VERSES

Place the blocks on the floor, arranging three groups so the words for each verse are together.

- Talk about things people need as kids begin to build with the blocks. Suggest they build something that people need.
- Talk about the Bible story, mentioning that God provided food and water for the Israelites. Say that God helps people have what they need.
- Point to the words on the blocks. As you indicate the words for each group, the kids will say the Bible verse.
- Encourage kindergartners to work together to stack the words in order. Tell them they can use the numbers as hints. Point out that the kids can also arrange the words to read in order from left to right. Say the verses together. (*blocks*)

USE LETTER STENCILS

Arrange the items on a table. Lay the Bible nearby.

- Demonstrate how to use a stencil. Point to the word card and read aloud the word and definition.
- Say that God helps people have what they need—He provides. Suggest kids write the word using the stencils and words of things people need.
- Tell the Bible story as the kindergartners work. Say that the people needed food and water as they traveled, and God provided both.
- Open the Bible and say the verse. Repeat the verse with the kids. Show them where the verse is in the Bible. (*writing*)

READ BOOKS

Place the quilt and pillows in a quiet area. Arrange the Bible and books on the quilt.

- Tell the Bible story as kids join the activity. Say that God helps people have what they need; the people needed food and water and God helped them have those things.



BIBLE-LEARNING ACTIVITIES

- Open the Bible and point out where the Bible story is located.
- Offer to read a book to interested kindergartners. Remind them that God has much power and God loves people.
- Read the information about mission work in Columbus, Ohio. Say that sometimes God uses missionaries to help people have what they need, like food, water, and learning about God. Pray with the kids for more people to hear about Jesus in Columbus, Ohio. *(books)*

PAINT A STILL LIFE

Arrange the fruit in the bowl and set it in the center of a table. Give each child a cup of water and access to the paint cakes.

- Assist each child in putting on a smock. Call attention to the bowl of fruit. Comment that fruit is good food and something that people need. Invite the kids to use paint to make a picture of the display.
- Say the verse, from the paper, before kids start painting. As they paint, tell the Bible story. Comment that people need food and water to live; God helped the people find water and provided food for them in the wilderness.
- Talk about other things people need that God provides. Pray, thanking God for providing what we need. *(art)*

TASTE BREAD AND HONEY

Write the items you are using on the allergy alert and post it near the door. Cut the bread into four squares. Pour honey into the bowl.

- Invite kindergartners to the tasting activity. Give each child a napkin and knife. Allow each child to take a square of bread and use her knife to spread honey onto her bread.
- Tell the Bible story as the kids enjoy the snack. Say that the food, manna, that God gave the Israelites tasted like honey.
- Show the teaching picture and lead kids to point out specific things from the Bible story shown in the picture.
- Open the Bible to Philippians 4 and say the Weekly Verse. *(dramatic play)*

USE THE COLORING PAGE

- Talk about the Bible story as the kids color the page.
- Say the Weekly Verse together.

CLEAN UP

- Guide boys and girls to work together to clean up the room.

about God, small quilt or blanket, pillows, stapler, staples, index card

- » Mark the Bible at Exodus 16 with the index card.
- » Staple the missions pages making a book.

- » Bible, paper, marker, cups of water, paintbrushes, paint cakes, fruit (apple, orange, banana, grapes), bowl, smocks
- » Use the marker to write *God will supply your needs Philippians 4:19* at the top of a paper for each child.

- » Teaching Picture 3
- » Printables: "Allergy Alert"
- » Bible, napkins, white bread, honey, small bowl, plastic knives

Teaching Tip: Use a honey dipper instead of knives.

- » Printables: "God Provided for the People" Coloring Page
- » Crayons
- » **Option:** Send the page home as a story reminder the kids can color during the week.

GOD PROVIDED FOR THE PEOPLE



TRANSITION/GROUP TIME

SNACK

Include the kids in the distribution of the snack. Ask for volunteers to pray. Lead the kindergartners to clean up after snack. Thank them for their help.

MOVE TO GROUP TIME

Move around the room and ask each child to name his favorite food. Tell him to be seated in the group-time area.

TALK ABOUT THE BIBLE STORY

GOD PROVIDED FOR THE PEOPLE—BASED ON EXODUS 15:22–16:36

- Tell the kids that the Bible story shows how God provided for the people. Open the Bible to Exodus 15 and tell the Bible story in your own words.

SUMMARIZE THE BIBLE STORY

(In advance, read the story from the Bible and the Kids Activity Page. During the session, open the Bible and tell or summarize the Bible story.)

- Moses led the Israelites into the wilderness. They could not find water for three days. They came to a place with water, but could not drink it. God showed Moses a log. Moses threw the log in the water and it became sweet. The people camped at a place with many springs of water.
- The people began to complain about food. God said He would give them bread. Moses said, “You will have bread each morning. You will gather enough bread for one day, but on the sixth day, gather enough for two days.”
- In the evening, quail covered the camp. Each morning, small white flakes covered the ground. The people called it *manna*. It tasted sweet like honey. The people ate the manna for 40 years.

REVIEW THE BIBLE STORY

- What did the people need while they traveled?
- How did God give the people water?
- What food did God provide for the people?
- Think: Why do you think the people were told not to gather food on the seventh day?

EMPHASIZE THE LIFE POINT

- Tell the kids that God helps people have what they need.

LIFE POINT

God helps people have what they need.

ROOM

YOUR TEACHING PARTNERS

DATE OF USE



LEVEL OF BIBLICAL LEARNING

God helps and provides for people.

UNIT VERSE

God, You are great, and no one is like You.
2 Samuel 7:22

WEEKLY VERSE

God will supply your needs. Philippians 4:19

SING TOGETHER

Sing to the tune of “The Farmer in the Dell”:

*God supplies for me,
Everything I need.
God loves and cares for me,
By giving what I need.*

SAY THE BIBLE VERSE

Write the Weekly Verse on a sheet of paper. Open the Bible to the verse and read it aloud. Point to each word on the paper as you repeat the verse. Lead the kids to say the verse with you as you again point to each word. Say the verse several times, clapping on each word, patting knees on each word, and so forth.

PRAY

Ask for volunteers to pray. Close the prayer time by praying for each child. Thank God for helping people have what they need.

BIBLE-LEARNING ACTIVITIES

Emphasize: God helps people have what they need.

- 1. Play a verse game.** Write the words of 2 Samuel 7:22 and Philippians 4:19 on four sentence strips with different colored markers. Make two sets of each verse. Tape one of each set of strips to a wall. Cut the other two strips into individual words and hide them around the room. Form two teams. Tell each team to search for the words. When all cards are found, guide the kindergartners to work together to tape the words to the wall under the matching strip. Say the verse together.
- 2. Paint with watercolors.** Give each child a paper and help him write *God will supply your needs. Philippians 4:19* on his paper. Provide painting smocks, paintbrushes, watercolor paints, and cups of water for each child. Assist kids in putting on a smock. Suggest kids paint pictures of things they need. Tell the Bible story as they paint. Say: “God provided food for the people because He loved them.” Say the Weekly Verse as kids continue to paint. Pray and thank God for supplying our needs.

3. Find words in the Bible. Write the words *wilderness, water, manna, quail, and Israelite* on separate index cards. Open several Bibles to Exodus 15. Point to the Bible and explain that the Bible story is from Exodus 15 and 16. Tell the story. Show the cards. Read each word to the boys and girls. Invite them to look for the words in the Bibles. Offer yellow crayons for children to highlight the words on the cards when they find them. Remind the kids that God provided food for the Israelites for 40 years.

4. Make food with play dough. Give each child a lump of play dough and suggest she use it to make her favorite food. Remind the kids that God provided food and water as the Israelites were traveling. Say: “God helps people have what they need.”

CLEAN UP

Give specific cleanup tasks to each small group of kids. Help kids know where to put away toys and other materials. Thank them for their work.

PLAY A FREEZE GAME

Remind kids that God provided food and water for the Israelites. Say the Life Point together. Tell the kids to walk around the room until you say: “Freeze.” When everyone freezes, call on a child to say the Life Point. If time allows, change to verse completion. Say: “God, You are great,” and instruct the kids to say: “and no one is like You.”

DISMISS

Help each child gather her belongings and a Kids Activity Page. As she leaves, say the Life Point with her and give a fist bump. Thank parents for bringing their children to church.

God Provided for the People

UNIT VERSE

God, You are great,
and no one is like You.

2 SAMUEL 7:22

What Does God PROVIDE?

Look at each picture.
Name the things you
need that God provides.



God will supply
your needs.

Philippians 4:19

Trace the VERSE

Use a pencil to trace
the letters of the Bible
verse. Say the verse
with your teacher.



BIBLE STUDIES FOR LIFE®

1

CONVERSATION

LIFE POINT

God helps people have what they need.



THE BIBLE MEETS LIFE

God provided food and water for His people as He led them through the wilderness. God will take care of us and give us everything we need.



LIVE IT OUT

Review the Bible story with your child. Write *God helps me have what I need* on a paper. Give your child pictures of food, clothes, homes, Bibles, and churches. Let him use a glue stick to make a collage of things God provides.



LEVEL OF BIBLICAL LEARNING

God helps and provides for people.



DAILY BIBLE READING

Sunday: Philippians 4:19

Monday: Psalm 103:8

Tuesday: Psalm 100:5

Wednesday: Psalm 46:1

Thursday: Matthew 6:31-33

Friday: Luke 12:22-24

Saturday: Psalm 121:1-2


God Provided for the People

Exodus 15:22–16:36

Moses led the Israelites into the wilderness. For three days, they could find no water. They came to a place with water, but they could not drink it. They complained to Moses. Moses prayed and God showed him a log. Moses threw the log in the water, and the water became sweet. God told the people to listen and do what is right, and God would always be with them. The people camped at a place with many springs of water.

The people began complaining about the food they missed from Egypt. God told Moses that He would give them bread from heaven. Moses said to the people, “You will have bread each morning and meat each evening. Only gather enough bread for one day, except on the sixth day, you will gather two days’ worth of food.”

In the evening, quail covered the camp. Each morning, small white flakes appeared on the ground. The people called it *manna*, which means “What is it?” Moses told them it is the bread from God. It tasted sweet like honey. The people ate the manna for 40 years, until they went into the land God promised them.



WEEKLY VERSE

God will supply your needs. Philippians 4:19



Check out our **BIBLE STUDIES FOR LIFE AT HOME** resource for weekly family discipleship and worship.



GOD PROVIDED FOR THE PEOPLE

EXODUS 15:22–16:36 • TEACHING PICTURE 3

Kindergarten | © 2025 Lifeway Christian Resources.

LIFE POINT

God helps people have what they need.

UNIT VERSE

God, You are great, and no one is like You.
2 Samuel 7:22

WEEKLY VERSE

God will supply your needs.
Philippians 4:19

God Provided for the People

Moses led the Israelites into the wilderness. For three days, they could find no water. They came to a place with water, but they could not drink it. They complained to Moses. Moses prayed and God showed him a log. Moses threw the log in the water, and the water became sweet. God told the people to listen and do what is right, and God would always be with them. The people camped at a place with many springs of water.

The people began complaining about the food they missed from Egypt. God told Moses that He would give them bread from heaven. Moses said to the people, “You will have bread each morning and meat each evening. Only gather enough bread for one day, except on the sixth day, you will gather two days’ worth of food.”

In the evening, quail covered the camp. Each morning, small white pieces appeared on the ground. The people called it *manna*, which means “What is it?” Moses told them it is the bread from God. It tasted sweet like honey. The people ate the manna for 40 years, until they went into the land God promised them.

BASED ON — Exodus 15:22–16:36

GROUP TIME

(SEE THE LEADER GUIDE FOR DETAILS.)

» SING AND MOVE.

» TELL THE BIBLE STORY.

» REVIEW.

» TALK ABOUT THE LIFE POINT.

» LEARN THE WEEKLY VERSE.

» MAKE A CHRIST
CONNECTION.

» WRAP UP.





Good!

You are great,
and no one
is like You.

2 Samuel 7:22

4

2 SAMUEL 7:22

Bible Studies for Life Kindergarten Leader Pack
Fall 2025

INSTRUCTIONS: Use during group time and with the Bible-learning activities during Unit 1. Show or read the verse from the Bible before reading the poster. See the leader guide for specific suggestions.

protect

to keep safe

Israelites

God's chosen people who
were from the families
of the sons of Jacob

provide

to give what is needed

Scriptures

the entire Bible (66 books)
that teach people about God
and His Son, Jesus

scroll

roll of papyrus (paper-like
material made from a plant)
or parchment (leather made from
the skins of animals) and used
as a writing material

prophet

person who spoke
God's words to the people

promise



a statement that
something absolutely
will happen or be done

righteous

to do what is right
or to be someone
who does what is right

Savior



a person who saves someone
or something from danger
or punishment; God sent
Jesus to be our Savior.







God can do all things.
Job 42:2







God, You are great, and no one is like You.
2 Samuel 7:22








God will supply your needs.
Philippians 4:19





We will do what God says.
Exodus 19:8





The Word of God, the Bible, lasts forever.
1 Peter 1:25

I am your God.
Ezekiel 37:27

The Bible teaches about Jesus.
2 Timothy 3:15

Jesus said, “The Scriptures tell about Me.”
Luke 4:21



God put the rainbow in the clouds.
Genesis 9:13

We have good news! God keeps His promises.
Acts 13:32

I am with you everywhere you go.
Genesis 28:15

God will help me.
Isaiah 50:7

God promised to send Jesus.
1 John 2:25





**God can
do anything.**



**God can
do all things.**



**God helps
people have
what they need.**




**God tells us
what He wants
us to know and do.**

**The Bible is
God's Word.**


**The Bible
teaches people.**

**The Bible tells
about Jesus.**

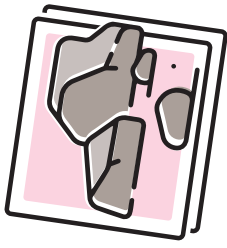
**Jesus taught that
the Scriptures
tell about Him.**



**God does
what He says.**




**God cares
about people.**



**God is always
with you.**



**God helps
people.**



**God promised
to send Jesus.**



Who?

- Who is a person in the Bible story?
- Who is a person you can tell about this Bible story?



What?

- What happened at the beginning of the Bible story?
- What happened in the middle of the Bible story?
- What happened at the end of the Bible story?



How?

- How did God show His love and power to people in this Bible story?
- How can we do what the people in the Bible story did?



Why?

- Why did God do what He did in the Bible story?
- Why should we learn about this Bible story?

G O D I S G R E A T



A E G O S D G I R T

God

can

do

1

1

2

2

3

all

things.

Job 42:2

3

4

4

5

5

God,

You

are

great,

and

1

1

2

2

3

3

4

4

5

no one

is like

You.

2 Samuel
7:22

5

6

6

7

7

8

8

God

will

supply

1

1

2

2

3

your

needs

Philippians
4:19

3

4

4

5

5

We

will

do

what

1

1

2

2

3

3

4

God

says.

Exodus 19:8

4

5

5

6

6



A Powerful and Loving God

Cindy Wiley




God does everything.

He made the world.

He loves and cares for people.

He provides what people need.

There is nothing God cannot do.



God can do all things.

God protected Moses when he was a baby.

God parted the Red Sea.

God provided for the people's needs.

God gave the people a way to follow Him.

God, You are great, and no one is like You.

2 Samuel 7:22

God gave us the Bible to learn about Him.

**God tells us in the Bible
what He wants us to know and do.**

**God sent Jesus to teach people
how to live and to be the Savior.**



God is powerful.

God has power over all things on earth.

**God controls the weather.
God makes the seasons.**


God can do all things. Job 42:2

God loves and cares for all people.

God provides the things you need.

**God gives people food to eat,
water to drink, and families to love.**

God will supply your needs. Philippians 4:19



**God gave the Ten Commandments
to help the people know how
to love God and love others.**

God told His people to love and follow Him.

We will do what God says. Exodus 19:8

home

food



church

water




Bible

family



Jesus

clothes





Allergy ALERT


We are using these items today.

Please let the leaders know of any allergies.

Allergy Alert

Bible Studies for Life Preschool Enhanced CD (Printables), Fall 2025
© 2025 Lifeway. OK to copy.

Instructions: Print and post as needed. Refer to the leader guide for suggested activities that require an allergy alert.



God Provided for the People

God will supply your needs. *Philippians 4:19*

© 2025 Lifeway. OK to copy.

Unit 1

Group Time with

BONUS TEACHING IDEAS

SESSION 3

GATHER FOR GROUP TIME. Call the kids to group time by naming characteristics. For example, say: “If you have blond hair, come to group time. If you have brown eyes, come to group time.” Continue until all kids have been seated.

SING AND MOVE. Play “Stand Up and Clap” and encourage kindergartners to do the actions. Tell everyone to be seated.

CONTINUE TO SING. Lead kids to sing “God, You Are Great.”

TELL THE BIBLE STORY. Read the word and definition from the *provide* word card. Say: “The Bible story is about God providing for the needs of His people.” Open the Bible to Exodus 15 and tell the Bible story in your own words.

God Provided for the People Exodus 15:22–16:36

Moses led the Israelites into the wilderness. For three days, they could find no water. They came to a place with water, but they could not drink it. They complained to Moses. Moses prayed and God showed him a log. Moses threw the log in the water, and the water became sweet. God told the people to listen and do what is right, and God would always be with them. The people camped at a place with many springs of water.

The people began complaining about the food they missed from Egypt. God told Moses that He would give them bread from heaven. Moses said to the people, “You will have bread each morning and meat each evening. Only gather enough bread for one day, except on the sixth day, you will gather two days’ worth of food.”

In the evening, quail covered the camp. Each morning, small white flakes appeared on the ground. The people called it *manna*, which means “What is it?” Moses told them it is the bread from God. It tasted sweet like honey. The people ate the manna for 40 years, until they went into the land God promised them.

REVIEW. Lay the teaching picture and question cards on the floor. Lead a child to toss a beanbag onto a card and hand it to you. Ask the question. Once he answers, he can remove a note from the teaching picture. Continue until all the notes are removed. Talk about the picture.

TALK ABOUT THE LIFE POINT. Read the Life Point. Ask: “What are things people need?” After answers, distribute the matching card pictures. Read each word card and match it with the correct picture. Attach the Life Point to the banner.

LEARN THE WEEKLY VERSE. Open the Bible to the verse. Lead the kids to repeat the verse with you a few times. Distribute the verse puzzle pieces for Philippians 4:19. Invite kids to work together to put the verse in order.

PRACTICE A BIBLE SKILL. Distribute a Bible to each child or pair of children. Remind the kids that the Weekly Verse is found in Philippians, a book in the New Testament. Explain how to find the New Testament: open the Bible to the middle, then open the back half to the middle. Check to see if everyone is in the New Testament. Ask teachers to help kids find Philippians 4:1.

MAKE A CHRIST CONNECTION. God sent Jesus so people would know what God is like. Jesus helped people follow God’s instructions so they could be with Him.

WRAP UP. Show the “God Provided for the People” video.

North American Missions



Send Columbus Columbus, Ohio

Send Columbus is part of the Send Network. Send Network is a partnership of churches and people working together to start new churches everywhere for everyone.

Finding Hope Center

- Aaron Taylor is pastor of Living Hope Church in Columbus.
- The church began the Finding Hope Center to help people and tell them about Jesus.
- The Finding Hope Center provides families who are facing difficult times a place to get mattresses, bedding, furniture, diapers, wipes, cereals, granola bars, and bottled water.

Chroma Church

- Isaac and Hannah Surh, with the support of friends, started a new church that meets in a middle school in a suburb of Columbus.
- The people of Chroma Church want to help the growing population of people from other countries who now live in the Columbus area know about Jesus.

Pray

- For Aaron and his wife, Elizabeth, and their two daughters as they serve at Living Hope Church.
- For the ministries of Living Hope Church and the Finding Hope Center.
- For Isaac and Hannah and Chroma Church as they help people in Columbus learn about Jesus.



NORTH AMERICAN MISSIONS



US MAP

Bible Studies for Life Preschool Enhanced CD (Printables), Fall 2025

© 2025 Lifeway OK to copy





SURH FAMILY PHOTO

Bible Studies for Life Preschool Enhanced CD (Printables), Fall 2025

© 2025 Lifeway OK to copy