

13 media-driven, interactive worship  
experiences for kids grades 1–6

**KIDS**

# **BIBLE STUDIES FOR LIFE®**

**Worship**

# How-to USE

KIDS

**BIBLE  
STUDIES  
FOR LIFE®**

Worship

***Bible Studies For Life: Kids Worship*** enables kids to experience an interactive large-group worship in a kid-friendly setting!

Customize each session to fit the needs of your kids, leaders, and worship environment. Included are Bible stories, worship songs, videos, games, Bible verse activities, and more. There also are ideas for small group activities to use during your drop-off or pick-up times. Here's a breakdown of a suggested schedule. Adapt it to fit your time and space.

## PRODUCTION NOTES

Tailor *Kids Worship* to your kids and leaders:

- For easy prep: Enlist a Worship Leader to show music videos and lead songs. Prepare the Connection Point Game and Bible Verse activity, and show the videos for the Bible Story and Connection Point Missions.
- Have an additional leader? Enlist that person to lead the Connection Point game, Bible Verse activity, and missions. Then prepare and tell the Bible Story for an interactive experience with your kids.
- Do you have musicians who would like to lead worship songs? Check out the lead sheets on the DVD-ROM or substitute your songs.
- Need easy ideas for decorating your stage area? See “Decorating Tips” in the How-To section on the DVD-ROM.

<b>HUDDLE UPS</b>	Optional small group activities for your drop-off or pick-up times	Small Group Leaders
<b>COUNTDOWN VIDEO</b>	Signals the end of Huddle Ups and beginning of worship time	Video
<b>WORSHIP SONG</b>	Use preselected song or choose one of your own	Video or Worship Leader/Team options
<b>WELCOME AND PRAYER</b>	Introduction to Bible story and Bible verse	Bible Study Leader
<b>TRUE 2 LIFE DRAMA OR “THE ADVENTURES OF DAB AND DEREK” VIDEO</b>	Reinforces the Life Point	Video or drama script option
<b>CONNECTION POINT GAME</b>	Interactive game to create excitement about the day's Bible story or Life Point	Connection Point Leader
<b>WORSHIP SONG</b>	Use preselected song or choose one of your own	Video or Worship Leader/Team options
<b>BIBLE STORY</b>	Lead an interactive Bible study. Want a different Bible story than what kids heard in small groups? Choose the optional Bible story on the DVD-ROM.	Bible Study Leader or video option
<b>WORSHIP SONG AND OFFERING</b>	Offering; Choose a favorite worship song	Worship Leader/Team
<b>CONNECTION POINT BIBLE VERSE</b>	Interactive Bible Verse activity	Connection Point Leader
<b>CONNECTION POINT MISSIONS</b>	Missions video and summary	Video and Connection Point Leader
<b>REAL LIFE CONNECTIONS</b>	Lead a conversation to help kids apply the Life Point and reinforce learning	Bible Study Leader

## UNIT 1: GOD IS

## Session 3: God Provided for the People

**BIBLE PASSAGE**

Exodus 15:22–16:36

**LIFE POINT**

God is loving and kind.

**CHRIST FOCUS**

God's greatest act of love was sending His Son, Jesus.

**LEVEL OF BIBLICAL LEARNING**

God has concern and care for all people.

**SUGGESTED USE DATE:** September 21**BIBLE VERSE**

For the LORD is good, and his faithful love endures forever; his faithfulness, through all generations. Psalm 100:5 (CSB)

For the LORD is good; his mercy is everlasting; and his truth endureth to all generations. Psalm 100:5 (KJV)

**SUPPLY LIST****Arrival Huddle Up**

- 4 sheets of paper
- marker
- tape

**Bonus Huddle Up**

- crayons
- “God Provided for the People” coloring sheet (*1 per child*)

**Dismissal Huddle Up**

- Bible
- 6 slips of paper
- marker
- chairs (*1 less than number of kids*)
- portable music device

**Worship Song**

- none

**Welcome and Prayer**

- none

**True2Life Drama**

- pieces of mail
- soccer ball

**Connection Point Game**

- 2 yardsticks

**Worship Song**

- none

**Bible Story**

- Bible
- table
- 3 clear bowls
- 3 cans of different foods
- can opener
- tape

**Worship Song and Offering**

- none

**Connection Point Bible Verse**

- none

**Connection Point Missions**

- none

**Real Life Connections**

- One Conversation Page (*1 per child*)

**MUSIC AND MEDIA**

- **Countdown:**  
“Countdown” video
- **Worship Song:**  
“Infinite (Psalm 147:5)” video
- **Welcome and Prayer:**  
*Life Point* and *Bible Verse* slides
- **True2Life Drama:**  
“The Adventures of Dab and Derek” video (*optional*)
- **Connection Point Game:**  
*Connection Point Game* slide
- **Worship Song:**  
“No One Like You” video
- **Bible Story:**  
*Bible Story* and *Christ Focus* slides; “Scripture Sketches” video (*optional*)
- **Worship Song and Offering:**  
Worship song of your choice
- **Connection Point Bible Verse:**  
*Connection Point Bible Verse* and *Bible Verse* slides
- **Connection Point Missions:**  
*Connection Point Missions* and *Connect to Missions* slides
- **Real Life Connections:**  
*Real Life Connections*, *Real Life Questions*, and *Life Point* slides

**Media Note:** Look for the play button symbol (▶) to easily identify media cues.

## HUDDLE UPS

Huddle Ups are optional activities for churches that have a drop-off time before the session begins or a pick-up time as parents arrive at the end of the session. It's a great time for kids to interact with a small group leader through games, conversations, or review questions.

- ➔ Estimated time: varies according to schedule
- ➔ Tech: none
- ➔ People: Small Group Leaders
- ➔ Supplies (for each small group):

- Arrival Huddle Up—4 sheets of paper, marker, tape
- Bonus Huddle Up—crayons, “God Provided for the People” coloring sheet (1 per child)
- Dismissal Huddle Up—Bible, 5 slips of paper, marker, chairs (1 less than number of kids), portable music device

### ARRIVAL HUDDLE UP

(Form small groups. Lead the following Huddle Up activity as kids arrive for worship time.)

*Prep: Write 1 place per sheet of paper: home, school, church, neighborhood. Tape each sign on a different wall (or a different spot on the floor).*

- Direct attention to the signs and mention that each represents a place where kids can be loving and kind.
- Explain that kids will take turns being a “human spinner,” standing in the center of the room and turning with an arm extended until you say: “Stop.”
- Challenge the child who spins to give an example of a situation in which she could be loving and kind in the place indicated by the sign she is pointing to. (For example, sit next to a new student at school or help collect Bibles after Kids Worship at church.)
- Play as time allows.
- Mention that we can be loving and kind to others because God is loving and kind to us.
- Remark that God loves, helps, and provides for His people.
- Watch for the *Countdown* video to signal the end of Huddle Ups. Guide your small group to join the others to begin worship.

### BONUS HUDDLE UP

(This is an extra Huddle Up activity to be used during arrival or dismissal time.)

*Prep: Print this session's coloring sheet (available on the DVD-ROM).*

- Explain that God provided food for the Israelites for 40 years until they came to live in their own land.
- Distribute crayons and coloring sheets.
- Invite kids to color on their pages.

### DISMISSAL HUDDLE UP

(Lead small groups in the following Huddle Up activity as they await pick-up.)

*Prep: Write 1 Bible reference per slip of paper: Psalm 136:26; John 3:16; Romans 5:8; 1 John 4:16; 1 John 4:19. Use the papers to bookmark each verse in a Bible. Set chairs in a circle. Lay the bookmarked Bible underneath 1 of the chairs.*

- Review the Life Point: **God is loving and kind.**
- Ask: “How did God show love and kindness in today's Bible story?” (God provided for the people's needs.)
- Play an upbeat worship song of your choice.
- Lead kids to walk around the circle of chairs as the music plays.
- Stop the music and challenge each child to try and sit in a chair.
- Challenge the child left without a seat to tell a way that he can be loving and kind toward others.
- Instruct the child sitting in the chair with the Bible underneath to open the Bible to any marker and read aloud the verse.
- Lead the group to discuss what the verse teaches about God's love.
- Replace the Bible and play again as time allows.
- **Answer Key:**  
*Psalm 136:26—God's faithful love lasts forever.*  
*John 3:16—God loves people, sent His Son, and gives eternal life to believers in Jesus.*  
*Romans 5:8—God showed how much He loves us when Jesus died on the cross.*  
*1 John 4:16—God is love.*  
*1 John 4:19—We love because God first loved us.*

**COUNTDOWN VIDEO**

- ➡ Estimated time: 3 minutes
- ➡ Tech: “Countdown” video
- ➡ People: none
- ➡ Supplies: none

► Play the “Countdown” video 3 minutes prior to the start of your worship time.

**WORSHIP SONG**

- ➡ Estimated time: 3 minutes
- ➡ Tech: Music video, mics for singers, lights *(optional)*
- ➡ Music: “Infinite (Psalm 147:5)” *(lead sheet available on DVD-ROM)* or download a worship song of your choice
- ➡ People: Worship Leader and/or Worship Team
- ➡ Supplies: none

**WORSHIP LEADER**

God loves you and cares for you! Would someone like to tell us a way that God shows His love for you? *(Allow for responses.)*

What a wonderful way to start our time together!

**God is loving and kind.** Let’s stand and worship Him.

*(Kids stand to sing.)*

► Show the music video.

**WELCOME AND PRAYER**

- ➡ Estimated time: 5 minutes
- ➡ Tech: *Life Point* and *Bible Verse* slides
- ➡ People: Bible Story Leader
- ➡ Supplies: none

**BIBLE STORY LEADER**

Do you ever worry about things? What do you worry about? *(Allow kids to respond.)* I suppose everyone worries sometimes, but the Bible says we don’t have to worry because God cares for us. God loves us and is kind toward us.

► Show the *Life Point* slide.

**God is loving and kind.** Say that with me: “**God is loving and kind.**”

God’s love is not like any other love. His love is perfect and will never end! There’s nothing you can do to make God stop loving you. God created you, knows you by name, and has good plans for you.

Today’s Bible verse tells us a lot about God’s love and kindness. Let’s say together Psalm 100:5. Listen to hear what it teaches about God.

► Show the Bible Verse slide.

**BIBLE VERSE:**

*(Select your preferred version.)*

- For the LORD is good, and his faithful love endures forever; his faithfulness, through all generations.  
Psalm 100:5 *(CSB)*
- For the LORD is good; his mercy is everlasting; and his truth endureth to all generations.  
Psalm 100:5 *(KJV)*

Did you listen? What does Psalm 100:5 teach us about God? *(Allow for responses.)* Great job, kids! This verse tells us that God is good, His love *(mercy)* never ends, and we can always trust Him.

God is so good to us. Even when we make mistakes and choose to sin, God still loves us. That’s why God sent Jesus! Romans 5:8 says that Jesus died for us, even though we sin and disobey God. This is the way that God proved His love for us.

Let’s pray, thanking God for His love and kindness. After we pray, we will check in with the True2Life team *(or “The Adventures of Dab and Derek”).*

*(Lead kids to pray.)*

**TRUE2LIFE DRAMA**

- ➡ Estimated time: 3-5 minutes
- ➡ Tech: *The Adventures of Dab and Derek* video *(optional)*
- ➡ People:
  - Daniella *(young girl from a Christian home)*
  - Davis *(Daniella’s older brother)*
- ➡ Supplies: pieces of mail, soccer ball



**Option 1:** Rehearse and present the following dramatic script.

**Option 2:** Show the video: “The Adventures of Dab and Derek.”

*Davis is center stage, practicing with a soccer ball. Daniella enters, carrying mail.*

**Davis:** Hey! Did we get our first mail at the new house?

**Daniella:** We did! I think we have a card from Grammy and Pop!

**Davis:** That’s exciting.

**Daniella:** You know what else is exciting? Do you remember the girl I told you about that I ate lunch with yesterday?

**Davis:** The girl that had a dog just like Scout and who ate the same kind of sandwich as you?

**Daniella:** That’s the one! She also was at her mailbox getting her family’s mail! She lives on this street!

**Davis:** What? Why didn’t she ride the bus home with us?

**Daniella:** She said she had a doctor’s appointment after school, but she usually rides the bus. She was wondering who had moved into our house. Can you believe it?

**Davis:** That really awesome! Your new best friend lives on our street!

**Daniella:** I know! Isn’t that crazy?

**Davis:** What I think is crazy is that the one thing you were so worried about before moving was meeting new friends. That’s all you talked about for weeks before we moved here.

**Daniella:** I love my old friends, but it’s been fun meeting new people. I was really afraid that I wouldn’t find new friends here, but I did!

**Davis:** Of course, you did! God is loving and kind, Daniella. He cares about us.

**Daniella:** I know that, but He’s ... GOD. I’m sure there are a lot of important things for God to take care of. I guess I never expected that helping me find a

friend would be something God cared about. It’s not like it’s world peace or anything. It’s just me.

**Davis:** God cares about everything. He cares about the world and all of its people, but He cares about each person, too. God loves you, me, Mom, Dad ...

**Daniella:** *(interrupting)* ... and Grammy, and Pop, and ...

**Davis:** *(interrupting)* You get the idea. God loves you, and His love will never end.

**Daniella:** Thanks for reminding me that God loves me. You know what? You’re a pretty cool big brother, Davis.

**Davis:** Thanks! I guess you’re not too bad for a little sister. *(Laughs and ruffles Daniella’s hair.)*

**Daniella:** This has been a big change for both of us. I’m glad that God gave us each other to go through it together.

**Davis:** Yeah. Me, too. I suppose that’s just one more way that God has been loving and kind!

*(They exit.)*

*(END SCENE)*

## CONNECTION POINT GAME

- ➡ Estimated time: 10 minutes
- ➡ Tech: *Connection Point Game* slide
- ➡ People: Connection Point Leader, 2 kids
- ➡ Supplies: 2 yardsticks

### GAME INSTRUCTIONS:

- Choose 2 players.
- Give each player a yardstick.
- Instruct each player to hold the end of the yardstick, using his thumb and index finger. The player should grasp from the bottom at the 36 inch mark and hold the yardstick vertically so all other measurements are above his hand.
- Explain that on your signal, the player will open his fingers and quickly close them again, catching the yardstick.

- Observe where the player's fingers land and note the closest inch.
- Award the player the same number of points as the closest inch.
- Reset the yardsticks and play again, keeping a point tally.
- Play 3 rounds.
- Name the player with the most points as the winner.

### CONNECTION POINT LEADER

► Show the Connection Point Game slide.

It's time for a game! Today's game requires some fast reflexes to be successful! Who would like to play? (Choose two players.)

(Demonstrate as you explain.) Players, each of you has a yardstick. You will use your thumb and index finger to hold the bottom of the yardstick. On my signal you will quickly open and close your fingers, catching the yardstick as it slides down. After you catch it, we will look to see what number is closest to your finger, and you will earn the same number of points. The faster you catch the yardstick, the more points you can earn! Let's practice. (Allow players to each take one turn.)

I will keep a point tally. After three rounds we will see which player has the most points. Do both of you understand how to play? (Answer any questions and play the game.)

Whew! You needed to be quick to win that game! Great job, players!

Today we used a yardstick to measure how fast our players could catch. What are some other things you could measure with a yardstick or ruler? (Allow for responses.)

You can measure a lot of things, but you could never measure God's love for you. His love and kindness is bigger and more wonderful than you can even imagine!

Let's sing another worship song. After we sing, we will hear how God showed love and kindness to the Israelites by providing for them in amazing ways!

### WORSHIP SONG

- ➔ Estimated time: 3 minutes
- ➔ Tech: Music video, mics for singers, lights (optional)
- ➔ Music: "No One Like You" (lead sheet available on DVD-ROM) or download a worship song of your choice
- ➔ People: Worship Leader and/or Worship Team
- ➔ Supplies: none

### WORSHIP LEADER

David wrote in Psalm 63:3 that his lips will praise and glorify God because His love is better than life!

Wow! There is no one like God! Let's be like David and praise God because of His great love. Sing with me!

(Kids stand to sing.)

► Show the music video.

### BIBLE STORY

- ➔ Estimated time: 10 minutes
- ➔ Tech: Christ Focus and Bible Story slides; "Scripture Sketches" video (optional)
- ➔ People: Bible Story Leader
- ➔ Supplies: Bible, table, 3 clear bowls, 3 cans of different foods, can opener, tape

**Option 1:** Gather the suggested supplies and tell the following Bible story. Remove labels from the cans. Replace the labels on the incorrect cans. Use vastly different foods, such as peaches, green beans, and ravioli. Bring storage bowls with lids to avoid wasting food.

**Option 2:** Show the video: Scripture Sketches.

**Option 3:** Tell the Optional Bible Story available on the DVD-ROM. This session's optional Bible story is "Water from a Rock," Exodus 17:1-7.

### BIBLE STORY LEADER

► Show the Bible Story slide.

I need three kids to help me open some cans of food. Who would like to help? (Choose three kids to join you. Assign each child a can. Invite a child to

*look at the label and tell what is inside his can. Open the can and invite the child to pour the contents into the bowl. Act surprised when the wrong food is inside the can. Repeat for each child.)*

Well, that was interesting! Were you surprised by the foods inside the cans? *(Allow for responses.)*

The people in today's Bible story were surprised about their food, too. In fact, they didn't even know what it was!

You may remember that Pharaoh, the king of Egypt, made the people of Israel his slaves. The people's lives were very hard, and they prayed to God for help. God sent Moses and his brother, Aaron, to Egypt. Moses told Pharaoh to let the people leave. Finally, Pharaoh agreed. The Israelites left Egypt and began walking to a new, good land.

*(Open the Bible to Exodus 16.)*

As the Israelites traveled, they became grumpy! Instead of remembering how God had cared for them, they complained about how hungry they were!

*(Read Exodus 16:4-5.)*

**Then the LORD said to Moses, "I am going to rain bread from heaven for you. The people are to go out each day and gather enough for that day. This way I will test them to see whether or not they will follow my instructions. On the sixth day, when they prepare what they bring in, it will be twice as much as they gather on other days."**

Moses and Aaron told the people that God was sending food. Moses said that God would give the people meat to eat in the evening, and bread to eat in the morning.

Just as God had promised, that evening, quail came and covered the camp. In the morning, a heavy coat of dew covered the camp. When the dew was gone, fine flakes covered the ground, like frost.

*(Read Exodus 16:15-16.)*

**When the Israelites saw it, they asked one another, "What is it?" because they didn't know what it was.**

**Moses told them, "It is the bread the LORD has given you to eat. This is what the LORD has commanded: 'Gather as much of it as each person needs to eat.'"**

Everyone had exactly enough to eat. Moses warned the people not to save any of the food. When people stored more than they needed, the bread spoiled with worms and smelled bad. On the sixth day the people gathered twice as much to have enough for the Sabbath day. Their Sabbath day supply stayed fresh so the people could rest on the seventh day.

The people named the bread flakes *manna*. It tasted like wafers with honey. God provided manna to the people for 40 years until they came to live in their own land.

*(Close the Bible.)*

God is so amazing! Can you imagine walking to your backyard each morning to pick up your breakfast, lunch, and dinner? God knew the people needed food. He loved them and provided for their needs.

► *Show the Christ Focus slide.*

God's greatest act of love was sending His Son, Jesus. When God sent Jesus, He provided for more than our physical needs. Jesus' sacrifice on the cross provided the way for us to be forgiven of sin! There is no greater love than that.

Because of God's great love for us, we can love others. People are not always easy to love. YOU aren't easy to love all the time! Everyone has a bad day now and then. You can ask God to help you love others even when they are difficult to love. God wants you to love people and be kind because HE loves them!

God is good, loving, and kind. He has concern and care for all people, including you! God loves YOU!

## **WORSHIP SONG AND OFFERING**

- ➡ Estimated time: 3 minutes
- ➡ Tech: mics for singers, lights *(optional)*
- ➡ Music: Use a favorite song or download a worship song of your choice.
- ➡ People: Worship Leader and/or Worship Team
- ➡ Supplies: none

### **WORSHIP LEADER**

God loved the Israelites and took care of them. He provided for their needs. God loves and cares for



each of us, too. Let's pray and thank God for the ways He cares for us.

*(Lead kids to pray.)*

*Optional Giving Segment:*

It's time to give an offering. Some of the money people give at church helps others hear that God is loving and kind. If you would like to give an offering today, ...

*(Give your own directions for how the kids can give their offerings. After collecting the offering, guide kids to stand for the worship song.)*

► *Play your selected worship song.*

### **CONNECTION POINT BIBLE VERSE**

- ➡ Estimated time: 5-8 minutes
- ➡ Tech: *Connection Point Bible Verse* and *Bible Verse* slides
- ➡ People: Connection Point Leader, all kids
- ➡ Supplies: none

#### **ACTIVITY INSTRUCTIONS:**

- *Select your preferred version of the Bible verse.*
- *Say the verse and lead kids to repeat it after you.*
- *Form groups of 5.*
- *Lead each group to compose a song using the words of the Bible verse.*
- *Comment that songs may be any genre but may only include the Bible verse as lyrics.*
- *Give groups time to work.*
- *Allow several groups to sing their songs for the large group.*
- *Lead kids to say together the verse.*

#### **BIBLE VERSE:**

*(Select your preferred version.)*

- For the LORD is good, and his faithful love endures forever; his faithfulness, through all generations.  
Psalm 100:5 (CSB)
- For the LORD is good; his mercy is everlasting; and his truth endureth to all generations.  
Psalm 100:5 (KJV)

#### **CONNECTION POINT LEADER**

► *Show the Connection Point Bible Verse slide.*

It's time to say our Bible verse! Say with me  
Psalm 100:5.

► *Show the Bible Verse slide.*

*(Lead kids to read aloud your preferred version.)*

Did you know that Psalm 100 is a psalm of thanks? A *psalm* is "a kind of song used to worship God." Psalm 100 thanks and praises God because He is good!

That gives me an idea! Long ago, this Bible verse would have been sung. Let's try using the words of the verse to compose our own worship songs!

*(Lead the activity.)*

### **CONNECTION POINT MISSIONS**

- ➡ Estimated time: 5-8 minutes
- ➡ Tech: *Connection Point Missions* and *Connect to Missions* slides
- ➡ People: Connection Point Leader
- ➡ Supplies: none

#### **CONNECTION POINT LEADER**

► *Show the Connection Point Missions slide.*

Columbus, Ohio, is home to over 900,000 people, but very few attend any church. There is a growing ethnic population in the area, especially among Somalis, Nepalese, and Bhutanese people groups. Columbus needs new churches to reach these specific groups of people.

► *Show the Connect to Missions slide.*

Columbus has the second largest community of Somali immigrants in the United States. Nearly 70,000 Somalis live in the area.

Isaac and Hannah Surh, with the support of two other couples, started a new church in the Columbus area in 2019. They named the church *Chroma* because it means "the intensity of color as it is illuminated by a light source." They thought the name showed how important it is for people to show the light of Jesus and tell the good news about Him to others.

Let's pray for Isaac and Hannah and Chroma Church as they help people in Columbus learn about Jesus.

*(Invite a child to lead the group to pray. If no one volunteers, voice a prayer yourself.)*

### **REAL LIFE CONNECTIONS**

- ➔ Estimated time: 3-5 minutes
- ➔ Tech: *Real Life Connections*, *Real Life Questions*, and *Life Point* slides; microphone to take to individuals in group (optional)
- ➔ People: Bible Story Leader
- ➔ Supplies: One Conversation Page (1 per child)

*Prep: Print this session's One Conversation Page (available on the DVD-ROM). Lead a conversation with your kids about today's Bible story and Life Point. Show the Real Life Questions slides and discuss each question.*

### **BIBLE STORY LEADER**

► *Show the Real Life Connections slide.*

Because God loves us, we can love others. John 13:35 says that we prove to the world that we are followers of Jesus by how much we love others. That's a big challenge and not always easy! Let's talk more about loving others.

► *Show each Real Life Questions slide.*

- How has God been loving and kind to you?
- How can you be loving and kind to others?
- Why is it sometimes hard to love others and be kind?
- Why should you be loving and kind to difficult people?

► *Show the Life Point slide.*

**God is loving and kind.** Say that with me: **"God is loving and kind."**

God loves you when you're happy and when you're grumpy. He loves you when you score the winning goal and when you lose the game. God loves you, and He wants you to have that kind of love for others.

I hope you will look for people this week who need to know God loves them. Be the one who tells them and invites them to come to church with you! I look forward to seeing you again next time.

### **Leader notes:**

- If you plan to utilize the Dismissal Huddle Up, guide kids to their small groups.*
- Send each child home with a One Conversation Page. Suggest families check out the "At Home" discipleship option at the bottom of the page.*

# Decorating IDEAS

## UNIT 1: GOD IS

- Piece together large sheets of bulletin board paper to cover an entire focal wall. Tape the backs of the papers together, using clear packing tape. Use various colors of spray paint to create a graffiti wall. In the center of the paper use a fun, graffiti-style font to spray paint *GOD IS*. In the areas around the paper's edges, paint the words *all-knowing, in control, powerful, loving, kind, and holy*. Fill a paint brush with acrylic paint and flick it toward the paper to create paint splatters. Tape the finished artwork to a focal wall.
- Gather several drop cloths (*or bed sheets*) and spatter them with paint. Arrange the cloths on the floor of the stage area.
- Set a large A-frame ladder on the drop cloths. (*Ladder is for decorating purposes only. Keep away from children.*) Add other painting elements such as brushes, rollers, empty paint cans, paint trays, and so on.

## UNIT 2: THE WORD OF GOD

- Search online for free Bible story illustrations. Print the illustrations and mount them on brightly colored papers. Display the illustrations around your worship area.
- Place a table where children will see it as they arrive for worship. Fill the table with Bibles of various shapes, sizes, colors, and translations. Encourage kids to look at the Bibles and compare them.
- Designate a focal wall as a Scripture wall. Provide sticky notes of various colors and markers. Encourage kids to write their favorite Bible verses on the sticky notes, one verse per note. Allow kids to place their completed sticky notes on the wall to create a collage. Suggest kids add a new verse each week! Invite each child to select a sticky note from the wall to take home at the end of the unit.

## UNIT 3: GOD'S PROMISES

- Create a tree house theme for your stage area. Use nature items to accentuate the scene, such as: greenery, burlap, artificial flowers, and rocks.
- Use a large cardboard appliance box to fashion a tree house. Paint the box fun colors, using acrylic paints.
- Use colored crepe paper to make a rainbow that spans the width of your stage.
- Cut large cloud shapes from poster board. Glue cotton balls or quilting batting to cover each cloud shape. Attach fishing line to the clouds and hang them from the ceiling.

# Sharing

## THE GOSPEL

### with Kids

The word ***gospel*** means “***good news***.”

It is the message about ***Christ***, the ***kingdom of God***, and ***salvation***.



***God rules.*** The Bible tells us God created everything, including you and me, and He is in charge of everything. Recite Genesis 1:1 from memory or read it in the Bible. [Read REVELATION 4:11 and COLOSSIANS 1:16-17.](#)



***We sinned.*** Since the time of Adam and Eve, everyone has chosen to disobey God (Romans 3:23). The Bible calls this sin. Because God is holy, God cannot be around sin. Sin separates us from God and deserves God's punishment of death ([ROMANS 6:23](#)).



***God provided.*** Read John 3:16 aloud. God sent His Son, Jesus, the perfect solution to our sin problem, to rescue us from the punishment we deserve. It's something we, as sinners, could never earn on our own. Jesus alone saves us. [Read EPHESIANS 2:8-9.](#)



***Jesus gives.*** Jesus lived a perfect life, died on the cross for our sins, and rose again. Because Jesus gave up His life for us, we can be welcomed into God's family for eternity. This is the best gift ever! [Read ROMANS 5:8; 2 CORINTHIANS 5:21; or 1 PETER 3:18.](#)



***We respond.*** We can respond to Jesus. “The ABCs of Becoming a Christian” is a simple tool that helps us remember how to respond when prompted by the Holy Spirit to the gift Jesus offers.

***A***dmitt

***B***elieve

***C***onfess

***Admit*** to God that you are a sinner. The first people God created chose to sin and disobey God. Ever since then, all people have chosen to sin and disobey. (Romans 3:23) Tell God you messed up and you are sorry for doing your own thing and turning away from Him through your thoughts, words, and actions. Repent, turn away from your sin. (Acts 3:19; 1 John 1:9) Repent doesn't just mean turning from doing bad things to doing good things. It means turning from sin and even from your own good works and turning to Jesus, trusting only in Him to save you.

***Believe*** that Jesus is God's Son and accept God's gift of forgiveness from sin. You must believe that only Jesus can save you and you cannot save yourself from your sin problem—not even by praying to God, going to church, or reading your Bible. Your faith or your trust is only in Jesus and what He did for you through His life, death, and resurrection. (Acts 16:31; Acts 4:12; John 14:6; Ephesians 2:8-9)

***Confess*** your faith in Jesus Christ as Savior and Lord. Tell God and tell others what you believe. If Jesus is your Savior, you are trusting only in Him to save you. Jesus is also Lord, which means He is in charge and calling the shots in your life. You can start following Him and doing what He says in the Bible. You are born again into a new life and look forward to being with God forever. (Romans 10:9-10,13)



## UNIT 1: GOD IS

### Session 3: God Provided for the People



**BIBLE PASSAGE**  
Exodus 15:22–16:36

**LIFE POINT**  
God is loving and kind.

- ➔ People:
  - Daniella (*young girl from a Christian home*)
  - Davis (*Daniella's older brother*)
- ➔ Supplies: pieces of mail, soccer ball

*Davis is center stage, practicing with a soccer ball. Daniella enters, carrying mail.*

**Davis:** Hey! Did we get our first mail at the new house?

**Daniella:** We did! I think we have a card from Grammy and Pop!

**Davis:** That's exciting.

**Daniella:** You know what else is exciting? Do you remember the girl I told you about that I ate lunch with yesterday?

**Davis:** The girl that had a dog just like Scout and who ate the same kind of sandwich as you?

**Daniella:** That's the one! She also was at her mailbox getting her family's mail! She lives on this street!

**Davis:** What? Why didn't she ride the bus home with us?

**Daniella:** She said she had a doctor's appointment after school, but she usually rides the bus. She was wondering who had moved into our house. Can you believe it?

**Davis:** That really awesome! Your new best friend lives on our street!

**Daniella:** I know! Isn't that crazy?

**Davis:** What I think is crazy is that the one thing you were so worried about before moving was meeting new friends. That's all you talked about for weeks before we moved here.

**Daniella:** I love my old friends, but it's been fun meeting new people. I was really afraid that I wouldn't find new friends here, but I did!

**Davis:** Of course, you did! God is loving and kind, Daniella. He cares about us.

**Daniella:** I know that, but He's ... GOD. I'm sure there are a lot of important things for God to take care of. I guess I never expected that helping me find a friend would be something God cared about. It's not like it's world peace or anything. It's just me.

**Davis:** God cares about everything. He cares about the world and all of its people, but He cares about each person, too. God loves you, me, Mom, Dad ...

**Daniella:** (*interrupting*) ... and Grammy, and Pop, and ...

**Davis:** (*interrupting*) You get the idea. God loves you, and His love will never end.

**Daniella:** Thanks for reminding me that God loves me. You know what? You're a pretty cool big brother, Davis.

**Davis:** Thanks! I guess you're not too bad for a little sister. (*Laughs and ruffles Daniella's hair.*)

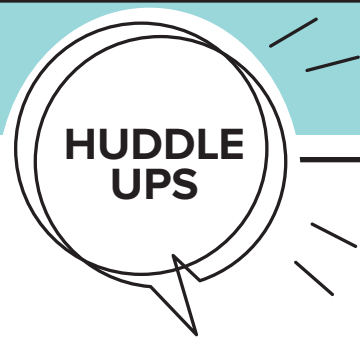
**Daniella:** This has been a big change for both of us. I'm glad that God gave us each other to go through it together.

**Davis:** Yeah. Me, too. I suppose that's just one more way that God has been loving and kind!

(*They exit.*)

(*END SCENE*)





## UNIT 1: GOD IS

### Session 3: God Provided for the People



**BIBLE PASSAGE**  
Exodus 15:22–16:36

**LIFE POINT**  
God is loving and kind.

#### ARRIVAL HUDDLE UP

*(Form small groups. Lead the following Huddle Up activity as kids arrive for worship time.)*

- ➔ *Supplies: 4 sheets of paper, marker, tape*
- ➔ *Prep: Write 1 place per sheet of paper: home, school, church, neighborhood. Tape each sign on a different wall (or a different spot on the floor).*
- Direct attention to the signs and mention that each represents a place where kids can be loving and kind.
- Explain that kids will take turns being a “human spinner,” standing in the center of the room and turning with an arm extended until you say: “Stop.”
- Challenge the child who spins to give an example of a situation in which she could be loving and kind in the place indicated by the sign she is pointing to. *(For example, sit next to a new student at school or help collect Bibles after Kids Worship at church.)*
- Play as time allows.
- Mention that we can be loving and kind to others because God is loving and kind to us.
- Remark that God loves, helps, and provides for His people.
- Watch for the *Countdown* video to signal the end of Huddle Ups. Guide your small group to join the others to begin worship.

#### BONUS HUDDLE UP

*(This is an extra Huddle Up activity to be used during arrival or dismissal time.)*

- ➔ *Supplies: crayons, “God Provided for the People” coloring sheet (1 per child)*
- ➔ *Prep: Print this session’s coloring sheet (available on the DVD-ROM).*
- Explain that God provided food for the Israelites for 40 years until they came to live in their own land.
- Distribute crayons and coloring sheets.
- Invite kids to color on their pages.

#### DISMISSAL HUDDLE UP

*(Lead small groups in the following Huddle Up activity as they await pick-up.)*

- ➔ *Supplies: Bible, 5 slips of paper, marker, chairs (1 less than number of kids), portable music device*
- ➔ *Prep: Write 1 Bible reference per slip of paper: Psalm 136:26; John 3:16; Romans 5:8; 1 John 4:16; 1 John 4:19. Use the papers to bookmark each verse in a Bible. Set chairs in a circle. Lay the bookmarked Bible underneath 1 of the chairs.*
- Review the Life Point: **God is loving and kind.**
- Ask: “How did God show love and kindness in today’s Bible story?” *(God provided for the people’s needs.)*
- Play an upbeat worship song of your choice.
- Lead kids to walk around the circle of chairs as the music plays.
- Stop the music and challenge each child to try and sit in a chair.
- Challenge the child left without a seat to tell a way that he can be loving and kind toward others.
- Instruct the child sitting in the chair with the Bible underneath to open the Bible to any marker and read aloud the verse.
- Lead the group to discuss what the verse teaches about God’s love.
- Replace the Bible and play again as time allows.
- **Answer Key:**  
*Psalm 136:26—God’s faithful love lasts forever.*  
*John 3:16—God loves people, sent His Son, and gives eternal life to believers in Jesus.*  
*Romans 5:8—God showed how much He loves us when Jesus died on the cross.*  
*1 John 4:16—God is love.*  
*1 John 4:19—We love because God first loved us.*



## OPTIONAL BIBLE STORY

# UNIT 1: GOD IS

## Session 3: Water from a Rock

KIDS

BIBLE  
STUDIES  
FOR LIFE®

Worship

**BIBLE PASSAGE**  
Exodus 17:1-7**LIFE POINT**  
God is loving and kind.

- ➔ *Supplies: Bible, table, 3 clear bowls, 3 cans of different foods, can opener, tape*
- ➔ *Prep: Remove labels from the cans. Replace the labels on the incorrect cans. Use vastly different foods, such as peaches, green beans, and ravioli. Bring storage bowls with lids to avoid wasting food.*

I need three kids to help me open some cans of food. Who would like to help? *(Choose three kids to join you. Assign each child a can. Invite a child to look at the label and tell what is inside his can. Open the can and invite the child to pour the contents into the bowl. Act surprised when the wrong food is inside the can. Repeat for each child.)*

Well, that was interesting! Were you surprised by the foods inside the cans? *(Allow for responses.)* The people in today's Bible story probably were surprised by what came out of a rock! Listen as I tell you about it.

*(Open the Bible to Exodus 17.)*

After Moses led the Israelites out of Egypt, God led the people through the wilderness. They wandered from place to place and followed Moses wherever God said to go. The Israelites camped at Rephidim (*REHF ih dih*m), but there was no water to drink.

*(Read Exodus 17:2.)*

**So the people complained to Moses, "Give us water to drink."**

**"Why are you complaining to me?" Moses replied to them. "Why are you testing the LORD?"**

The people grumbled against Moses. They asked why Moses had brought them out of Egypt to die in the wilderness. Moses asked God what to do.

*(Read Exodus 17:5.)*

**The LORD answered Moses, "Go on ahead of the people and take some of the elders of Israel with you. Take the staff you struck the Nile with in your hand and go. I am going to stand there in front of you on the rock at Horeb; when you hit the rock, water will come out of it and the people will drink."**

Moses did as God commanded. God provided the people water from a rock.

Moses named the place Massah (*which means testing*) and Meribah (*which means quarreling*) because the Israelites complained and tested God.

*(Close the Bible.)*


God is so amazing! Would you have been surprised to see water flowing out of a rock? *(Allow for responses.)* God knew the people needed water. He loved them and provided for their needs.

► *Show the Christ Focus slide.*

God's greatest act of love was sending His Son, Jesus. When God sent Jesus, He provided for more than our physical needs. Jesus' sacrifice on the cross provided the way for us to be forgiven of sin! There is no greater love than that.

Because of God's great love for us, we can love others. People are not always easy to love. YOU aren't easy to love all the time! Everyone has a bad day now and then. You can ask God to help you love others even when they are difficult to love. God wants you to love people and be kind because HE loves them!

God is good, loving, and kind. He has concern and care for all people, including you! God loves YOU!



## GOD PROVIDED FOR THE PEOPLE

Exodus 15:22–16:36

© 2025 Lifeway



# BIBLE STUDIES FOR LIFE®

Worship

## LIFE POINT

God is loving and kind.



### THE BIBLE MEETS LIFE

Your child discovered how God led His people through the wilderness and how He showed loving kindness by providing them food and water.



### LIVE IT OUT

Tell your child that God showed His love and kindness by providing for the needs of the people in this Bible story. Invite each family member to name his favorite food. Work together to compose a prayer of thanks for God's love and care for your family.



### LEVEL OF BIBLICAL LEARNING

God has concern and care for all people.



### DAILY BIBLE READING

**Sunday:** Psalm 100:5

**Monday:** Psalm 103:8

**Tuesday:** Philippians 4:19

**Wednesday:** Psalm 46:1

**Thursday:** 2 Peter 3:9

**Friday:** Luke 12:22

**Saturday:** Psalm 121:2

1

# CONVERSATION

## God Provided for the People

EXODUS 15:22–16:36

The Israelite people had been away from Egypt for only a few weeks. It was the fifteenth day of their second month. Instead of remembering how God had cared for them, they complained about how hungry they were! "In Egypt we had all the bread and meat we wanted," they told Moses. "Instead, you brought us out here in the wilderness where we will die of hunger!"

God told Moses, "I will rain down bread from heaven. The people will gather bread every day, but they must follow My instructions."


Moses and Aaron told the people, "God has heard your complaining. He will give you meat to eat this evening and all the bread you want in the morning. Then you will know that He is your God!"

Sure enough, that evening, quail came and covered the camp. In the morning, a heavy coat of dew covered the camp. When the dew was gone, fine flakes covered the ground, like frost. The Israelites asked each other, "What is it?"

Moses answered, "This is the bread God has given you to eat. You may gather two quarts for every person in your tent." Everyone had enough to eat. Moses warned, "Don't leave any until morning." When people stored more than they needed, the bread spoiled with worms and smelled bad. On the sixth day, the people gathered twice as much to have enough for the Sabbath day. Their Sabbath day supply stayed fresh so that the people could rest on the seventh day.

The people named the bread flakes *manna*. It tasted like wafers with honey. God provided manna to the people for 40 years until they came to live in their own land.

**WEEKLY VERSE** Psalm 100:5



Check out our **BIBLE STUDIES FOR LIFE AT HOME** resource for weekly family discipleship and worship.



KIDS

# BIBLE STUDIES FOR LIFE®

Worship

## UNIT 1 GOD IS

*Session 3: God Provided for the People*



GOD



# Bible STORY

## GOD PROVIDED FOR THE PEOPLE

*Exodus 15:22–16:36*








## *Bible* **VERSE**

For the LORD is good,  
and his faithful love endures  
forever; his faithfulness,  
through all generations.

*Psalms 100:5 (CSB)*







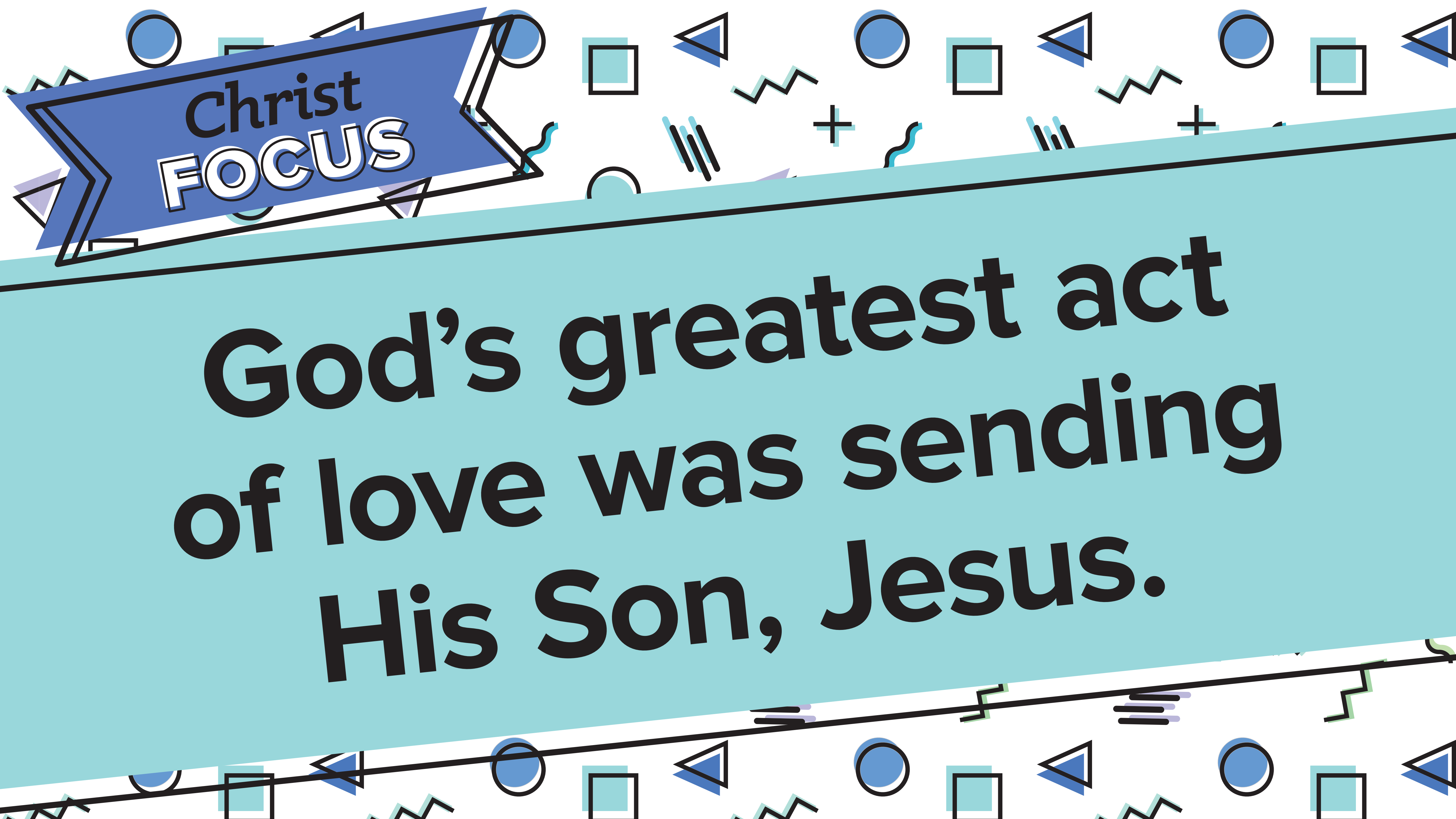
For the LORD is good;  
his mercy is everlasting;  
and his truth endureth  
to all generations.

*Psalms 100:5 (KJV)*



GOD



A decorative banner with a blue background and a black border, featuring the text "Christ FOCUS". The banner is surrounded by various geometric shapes including circles, squares, triangles, and zig-zags in shades of blue, teal, and black. The banner is tilted upwards to the right.

**Christ  
FOCUS**

**God's greatest act  
of love was sending  
His Son, Jesus.**



# Connect to MISSIONS

Columbus, Ohio,  
is home to over  
900,000 people,  
but very few of  
them attend church.

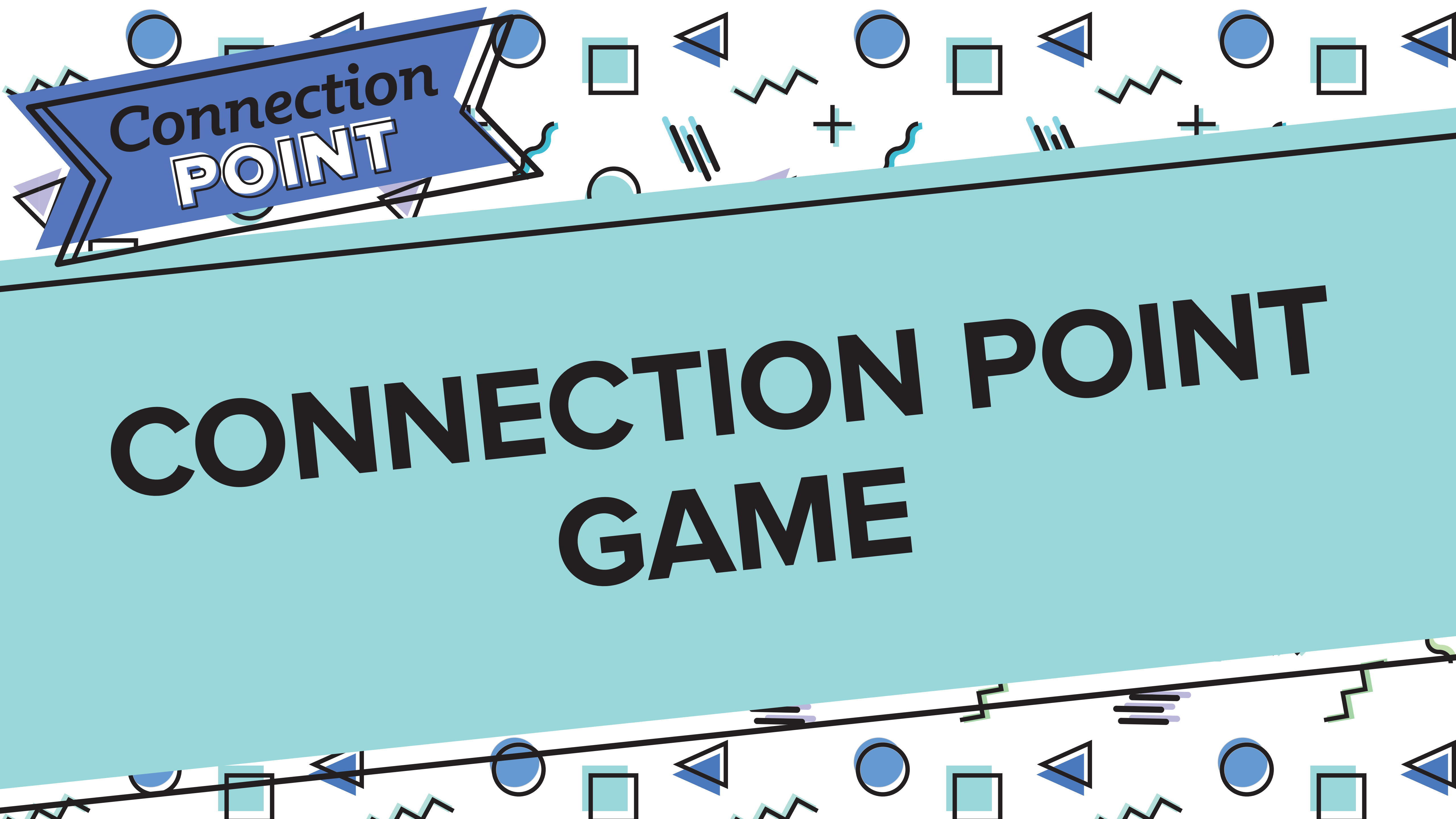




A decorative banner with a blue background and a black border, featuring the text "Connection POINT" in white. The banner is surrounded by various geometric shapes including circles, squares, triangles, and zig-zags in blue, teal, and black. The banner is tilted and has a 3D effect.

**Connection  
POINT**

# **CONNECTION POINT BIBLE VERSE**



# CONNECTION POINT GAME

A decorative banner with a blue background and a black border, featuring the text "Connection POINT" in white. The banner is surrounded by various geometric shapes including circles, squares, triangles, and zig-zags in blue, teal, and black. The banner is tilted and has a 3D effect.

**Connection  
POINT**

# CONNECTION POINT MISSIONS

A decorative banner with a blue background and a black outline, featuring the text "Life POINT". The banner is surrounded by various geometric shapes including circles, squares, triangles, and zig-zags in blue, teal, and black. The banner is positioned at the top left of the image, and the text "Life POINT" is written in a bold, sans-serif font. "Life" is in black and "POINT" is in white with a black outline.

**Life  
POINT**

**God is loving and kind.**

The background features a light blue diagonal band. Above and below this band are white areas filled with various geometric shapes: blue circles, teal squares, blue triangles, black plus signs, black zig-zags, and black wavy lines. A blue banner with a black border is positioned in the top left corner.

# **Real Life** **CONNECTIONS**

**How has God been  
loving and kind to you?**





**Real Life**  
**CONNECTIONS**

**How can you be loving  
and kind to others?**

The background of the slide is decorated with various geometric shapes including circles, squares, triangles, and zig-zags in shades of blue, teal, and black. A blue banner with a black border is positioned in the top left corner.

# **Real Life** **CONNECTIONS**

**Why is it sometimes  
hard to love others  
and be kind?**

The background of the slide is white and filled with various geometric shapes in blue, teal, and black. These include circles, squares, triangles, and zig-zag lines. A large, light blue diagonal band runs across the center of the slide. In the top left corner, there is a blue banner with a black border and a 3D effect.

# **Real Life** **CONNECTIONS**

**Why should you be  
loving and kind  
to difficult people?**

A decorative banner with a blue background and a black border, tilted at an angle. The word "WORSHIP" is written in bold, black, uppercase letters. The banner is surrounded by various geometric shapes including circles, squares, triangles, and zig-zags in shades of blue, teal, and black.

**WORSHIP**

# **REAL LIFE CONNECTIONS**





*Bible*  
**VERSE**

