



3RD & 4TH GRADE

BIBLE STUDIES FOR LIFE®

GOD IS
THE WORD OF GOD
GOD'S PROMISES

KIDS LEADER GUIDE
FALL 2025

God is loving and kind.

GOD PROVIDED FOR THE PEOPLE



LEADER BIBLE STUDY



GOD LEVEL OF BIBLICAL LEARNING

God has concern and care for all people.

SCRIPTURE REFERENCE

Exodus 15:22–16:36

UNIT VERSE

Our Lord is great,
vast in power; his
understanding is infinite.
Psalm 147:5 (CSB)

WEEKLY VERSE

For the Lord is good,
and his faithful love
endures forever; his
faithfulness, through all
generations.
Psalm 100:5 (CSB)

SUGGESTED FOR THE WEEK OF

September 21

CONTEXT AND COMMENTARY FOR PERSONAL STUDY AND PREPARATION

(For age-appropriate language, use the Bible story on the following pages.)

After God miraculously brought His people through on dry ground, He drowned Pharaoh's horses, chariots, and his riders in the Red Sea. (Exodus 14) God rescued His people in a way that no one could have imagined, and the people responded with fervent praise. They danced and sang with all their might, glorifying the God who rescued them. (Exodus 15:1-22)

Three days later, the worship service became a distant memory. The people had traveled through the desert without finding water. When they finally discovered water, it was undrinkable. Their victory song quickly turned into a cacophony of groans.

This pattern of forgetfulness would come to define the Israelites. When God provided for them, they responded with praise. As soon as things became difficult, they would rebel against Him. Over and over, the Lord patiently reminded the Israelites that rescuing them was His plan and that He would be the One to see them through to the promised land. All they had to do was believe Him and obey His commands. God then proved Himself by going over and above what they needed. Sometimes that looked like 12 springs and 70 date palms. Sometimes it looked like manna in the morning and quail at night. Sometimes it looked like a weekly day of complete rest for a people who had been cruelly forced to work their entire lives.

God made it clear that the Israelites did not have to do anything to earn His provision. His gracious gifts were freely available. When the people saw how God provided for them, they would know that He was the Lord. All God wanted from them was their trust.

Jesus said, "This is the work of God—that you believe in the one he has sent" (John 6:29). As you pray this week, thank God for providing everything you need for an abundant life. Praise Him for His faithfulness and the promise of eternal life for all who believe.



PRACTICE BIBLE SKILLS

- Choose two volunteers to sit in the chairs and instruct them to place their Bibles in their laps.
- Explain that you will give the two volunteers an Old Testament verse to look up in their Bibles. When someone finds the verse, he will stand up.
- The first person to stand will read the verse, then sit back down to play again. The person who did not stand first will choose a new person to sit in his chair. See who can stay for the most rounds!
- Use the following verse references: Exodus 14:4; Leviticus 19:18; Numbers 6:24; Deuteronomy 6:5; Joshua 1:5; Judges 6:12; 1 Samuel 17:47; 1 Chronicles 16:11; Psalm 55:16; Isaiah 6:8.



MISSIONS EMPHASIS

- Show the “Surh Family Photo.”
- Say: “Isaac and Hannah Surh, with the support of two other couples, started a new church in the Columbus area called Chroma, which means ‘the intensity of color as it is illuminated by a light source.’ They thought that name showed how important it is for people to show the light of Jesus and the good news about Him to others.”
- Across their papers, lead kids to choose one color to write *Pray for Chroma church*.
- Direct kids to keep writing over the words with additional colors to provide a rainbow effect to the words.
- Suggest kids take their papers home to display as a reminder to pray for the church and its leaders who tell people about Jesus.
- Call on a volunteer to pray for the Surh family and Chroma church.



INTRODUCTORY ACTIVITY

- Ask kids to raise their hands if they like to eat.
- Show the food index cards and explain that different foods are written on the cards. You will ask two volunteers to each pick a card. After they read what is on their cards, everyone else will choose which food they prefer by standing in front of the person holding that card.
- After each round, choose new volunteers to pick cards.
- Show the “Unit 1 Banner” and state that today kids will learn how God provided food and water for His people while they were in the wilderness. God’s provision shows that God is loving and kind.

- » Bibles
- » 2 chairs—Place the chairs in the front of the room.

- » Printables:
 - “Unit 1 Missions: Columbus, Ohio”
 - “Surh Family Photo”
- » white paper (1 sheet per person)
- » colored pencils

- » Pack Item
 - 1: “Unit 1 Banner”
- » marker
- » index cards—Write each food on a separate card: *tacos, pizza, spaghetti, lasagna, enchiladas, hamburgers, hot dogs, chicken nuggets, French fries, mac and cheese, steak, nachos, salad, quesadillas*

OPTION: “God Provided for the People” coloring page (Printables)



STUDY THE BIBLE



» Pack Items

1: “Unit 1 Banner”

2: “Unit 1 Verse”

» Teaching Picture 3

» Music

» Videos

» dry erase marker

and marker board or

poster board—Write

the Review Questions

on the board. **Option:**

“Unit 1, Session 3

Questions” (Printables)

» paper

» pencils

» marker

» bright colors of

paper—Write parts

of the Unit Verse on

4 or 5 small pieces

of paper. Fold each

piece in half and

hide each piece of

paper in each of the

Bibles. Hide the Bibles

around the room.

Option: “Unit 1 Verse

Cards” (Printables)

» 4 or 5 Bibles

1. BIBLE STORY

- Guide kids to turn in their Bibles to Exodus 15 where the story is found.
- Before reading the Bible story, chose a volunteer to pray, thanking God for providing us with His Word.
- Open your Bible to Exodus 15 and tell the story.

God Provided for the People

The Israelite people had been away from Egypt for only a few weeks. It was the fifteenth day of their second month. (Exodus 16:1) Instead of remembering how God had cared for them, they complained about how hungry they were! “In Egypt we had all the bread and meat we wanted,” they told Moses. “Instead, you brought us out here in the wilderness where we will die of hunger!”

God told Moses, “I will rain down bread from heaven. The people will gather bread every day, but they must follow My instructions.”

Moses and Aaron told the people, “God has heard your complaining. He will give you meat to eat this evening and all the bread you want in the morning. Then you will know that He is your God!”

Sure enough, that evening, quail came and covered the camp. In the morning, a heavy coat of dew covered the camp. When the dew was gone, cakes covered the ground, like frost. The Israelites asked each other, “What is it?”

Moses answered, “This is the bread God has given you to eat. You may gather two quarts for every person in your tent.” Everyone had enough to eat. Moses warned, “Don’t leave any until morning.” When people stored more than they needed, the bread spoiled with worms and smelled bad. On the sixth day, the people gathered twice as much to have enough for the Sabbath day. Their Sabbath day supply stayed fresh so that the people could rest on the seventh day.

The people named the bread cakes manna. It tasted like wafers with honey. God provided manna to the people for 40 years until they came to live in their own land.

EXODUS 15:22–16:36



STUDY THE BIBLE

2. REVIEW

- Show the Teaching Picture and ask if anyone learned something new from today's Bible story that they would like to share.
- Guide kids to choose a partner.
- Give each pair a piece of paper and a pencil.
- Challenge kids to work with their partners to read the "Unit 1, Session 3 Questions" then write the answers on their papers.
- After everyone has finished, review the answers together.
- Show the "Scripture Sketches" video.

3. LIFE ACTION

- Play "In nite (Psalm 147:5)" and invite kids to sing along or listen quietly to the words.
- Remind kids that God cared for the Israelites in the wilderness by providing food.
- Lead kids to name other things people need that God provides. (*shelter, medicine, clothes, friends*)
- If it wasn't mentioned, help kids understand that, because the punishment of sin is death, the greatest need all people have is the need for a Savior. All people sin and disobey God. But there is good news! God provided salvation from sin through the death and resurrection of His Son, Jesus.
- Show "The Adventures of Dab and Derek" video.

4. UNIT VERSE

- Display the "Unit 1 Verse."
- Explain that you have hidden Bibles in the room. In the Bibles, you have hidden "Unit 1 Verse Cards" with parts of the Unit Verse.
- Challenge kids to find all parts of the verse in the Bibles, then work together to put the verse in order.
- Say the verse aloud together.

REVIEW

QUESTIONS

- » Why did the Israelites complain after a few weeks in the wilderness? (*They complained about being hungry*)
- » How did God provide meat for the Israelites? (*He sent quail to their camp*)
- » What did the people find each morning on the grounds of their camp? (*fine flakes of bread that they called manna*)
- » Except for the Sabbath, what happened when people gathered more manna than they needed? (*It spoiled*)
- » How long did God provide manna for the people to eat? (*for 40 years*)

OPTION: Teach the Weekly Bible Verse: Psalm 100:5.



LIVE IT OUT

CHOICE 1

- » Kids Activity Pages
- » pencils
- » large box of puffed rice cereal
- » plastic cups (1 per pair of kids)
- » plastic spoons (1 per person)
- » plastic tablecloth—
Spread the tablecloth on the floor then pour the rice cereal all over the tablecloth.
- » timer
- » permanent marker

Teaching Tip: Display the “Allergy Alert” (Printables) letting parents know the kids will be exposed to puffed rice cereal

CHOICE 2

- » Pack Item
6: “Animal Cards”—For a larger group, make copies so each person has a card.
- » Kids Activity Pages
- » pencils
- » white construction paper (1 per person)
- » glue
- » scissors
- » markers

CHOICE 1

Collect Manna

- Remind the kids that when the people needed food in the wilderness, God provided it.
- Invite everyone to stand around the tablecloth.
- Point out the puffed rice cereal and tell kids that the cereal is “manna.”
- Group kids into pairs and give each pair a plastic cup.
- Give each person a plastic spoon.
- Explain that you will give everyone one minute to use their spoons to pick up the manna pieces and put them into their cups.
- When time is up, draw a line where the cereal reaches on each pair’s cup to show who collected the most manna.
- State that God acted in powerful ways to give His people what they needed in the wilderness. Because He is kind and loved the Israelites, He sent quail in the evening and covered the ground with bread, called *manna*, in the morning. God did this for 40 years!
- Guide kids to complete “Bread Read” on their Kids Activity Pages to discover a message about God and allow volunteers to share the answer.
- Enlist a volunteer to read the blurb about manna on the activity pages.

CHOICE 2

Create a Habitat

- Give everyone a piece of white construction paper and an “Animal Card.”
- Set out the glue, scissors, and markers.
- Direct each person to cut out the animal on her card and glue it in the middle of her piece of construction paper.
- Encourage kids to use markers to draw a habitat for their animals with everything they think the animals would need to survive.
- When everyone has finished creating habitats, give kids the opportunity to share their pictures.
- Invite a volunteer to read Matthew 6:26.
- State that God cares for all of His creation, but He especially takes care of His people. Just like He did for the Israelites in the wilderness, God loves and cares for people today and provides what we need to live.
- Guide kids to complete “Bread Read” on their Kids Activity Pages to discover a message about God and allow volunteers to share the answer.
- Enlist a volunteer to read the blurb about manna on the activity pages.



LIVE IT OUT

□ CHOICE 3

Count the Ways

- Guide kids to complete “Perfect Provisions” on their Kids Activity Pages and allow volunteers to share what they drew.
- Give everyone a piece of red construction paper and set out the markers and scissors.
- Direct kids to draw a large heart in the center of the paper.
- Remind kids that God provided what the Israelites needed in the wilderness. Through His provision, God showed He is loving and kind.
- Invite kids to think about the ways God has shown His love and kindness to them.
- Encourage kids to write a note of thanks to God on their hearts. Suggest they start by writing *Thank You, God, for* and in the ways they see God’s love.
- When they are finished writing, instruct kids to cut out their hearts.
- Display the hearts on a wall in the room.

□ WRAP UP

- Invite kids to in the last part of the sentence: “Thank You, God, for ...” by shouting one thing they are thankful to God for providing.
- Remind kids to take home their One Conversation pages and review them with their families.

CHOICE 3

- » Kids Activity Pages
- » colored pencils
- » red construction paper (1 per person)
- » markers
- » scissors
- » masking tape

God Provided for the People

UNIT VERSE

Our Lord is great, vast in power;
his understanding is infinite.







Psalms 147:5 (CSB)





Bread Read






There's an important message for us to learn about who God is, but you will need to decode the message and write it in the blanks!



God showed His love and care for the Israelites by providing food for them. The bread they received every morning was not in loaves but flakes that covered the ground like frost. They called the bread *manna*, which literally means "What is it?"






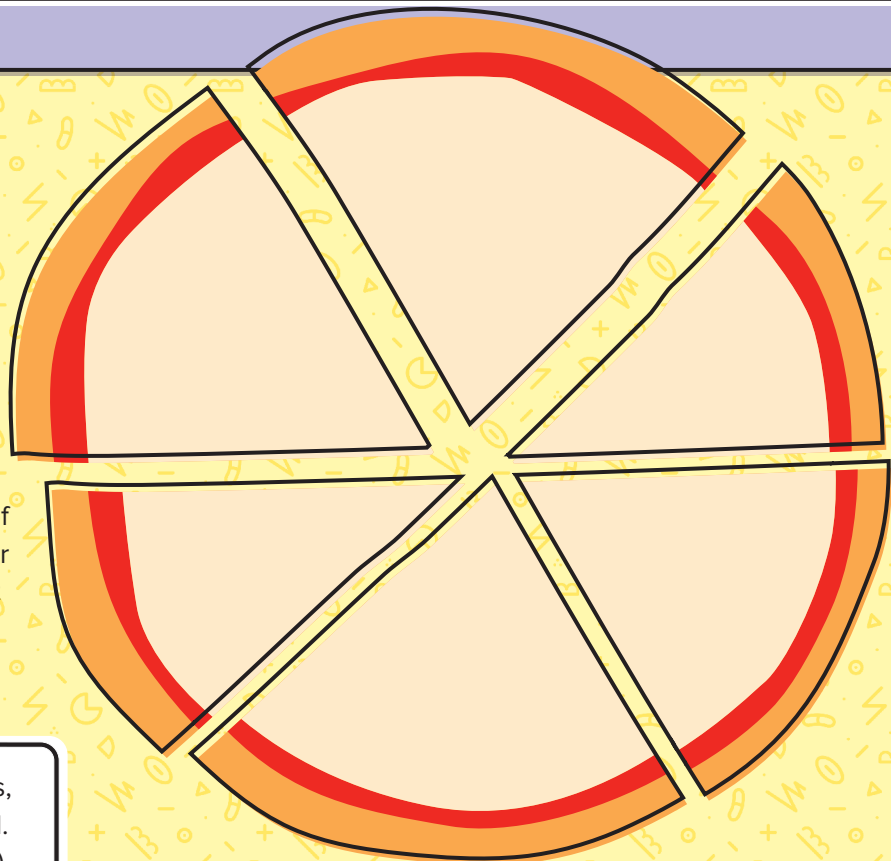






IMAGE COPYRIGHT: SHUTTERSTOCK.COM

Perfect Provisions

Create a provision pizza by drawing pictures of things God has provided for you! It can be your family, a house, friends, or something else! Put any of the toppings of blessings on your pizza that you're thankful for!

Like He did for the Israelites in the wilderness, God perfectly provides exactly what we need. (Even if it might not be exactly what we want!)



BIBLE STUDIES FOR LIFE®

1

CONVERSATION

LIFE POINT

God is loving and kind.



THE BIBLE MEETS LIFE

Your child discovered how God led His people through the wilderness and how He showed loving kindness by providing them food and water.



LIVE IT OUT

Tell your child that God showed His love and kindness by providing for the needs of the people in this Bible story. Invite each family member to name his favorite food. Work together to compose a prayer of thanks for God's love and care for your family.



LEVEL OF BIBLICAL LEARNING

God has concern and care for all people.



DAILY BIBLE READING

Sunday: Psalm 100:5

Monday: Psalm 103:8

Tuesday: Philippians 4:19

Wednesday: Psalm 46:1

Thursday: 2 Peter 3:9

Friday: Luke 12:22

Saturday: Psalm 121:2

God Provided for the People

Exodus 15:22–16:36

The Israelite people had been away from Egypt for only a few weeks. It was the fifteenth day of their second month. (Exodus 16:1) Instead of remembering how God had cared for them, they complained about how hungry they were! "In Egypt we had all the bread and meat we wanted," they told Moses. "Instead, you brought us out here in the wilderness where we will die of hunger!"

God told Moses, "I will rain down bread from heaven. The people will gather bread every day, but they must follow My instructions."

Moses and Aaron told the people, "God has heard your complaining. He will give you meat to eat this evening and all the bread you want in the morning. Then you will know that He is your God!"

Sure enough, that evening, quail came and covered the camp. In the morning, a heavy coat of dew covered the camp. When the dew was gone, fine flakes covered the ground, like frost. The Israelites asked each other, "What is it?"

Moses answered, "This is the bread God has given you to eat. You may gather two quarts for every person in your tent." Everyone had enough to eat. Moses warned, "Don't leave any until morning." When people stored more than they needed, the bread spoiled with worms and smelled bad. On the sixth day, the people gathered twice as much to have enough for the Sabbath day. Their Sabbath day supply stayed fresh so that the people could rest on the seventh day.

The people named the bread flakes manna. It tasted like wafers with honey. God provided manna to the people for 40 years until they came to live in their own land.

WEEKLY VERSE Psalm 100:5



Check out our **BIBLE STUDIES FOR LIFE AT HOME** resource for weekly family discipleship and worship.



GOD PROVIDED FOR THE PEOPLE

Exodus 15:22–16:36 • TEACHING PICTURE 3

3rd & 4th Grade | © 2025 Lifeway Christian Resources

LIFE POINT
God is loving and kind.

UNIT VERSE
Psalm 147:5

WEEKLY VERSE
Psalm 100:5

God Provided for the People

The Israelite people had been away from Egypt for only a few weeks. It was the fifteenth day of their second month. (Exodus 16:1) Instead of remembering how God had cared for them, they complained about how hungry they were! “In Egypt we had all the bread and meat we wanted,” they told Moses. “Instead, you brought us out here in the wilderness where we will die of hunger!”

God told Moses, “I will rain down bread from heaven. The people will gather bread every day, but they must follow My instructions.”

Moses and Aaron told the people, “God has heard your complaining. He will give you meat to eat this evening and all the bread you want in the morning. Then you will know that He is your God!”

Sure enough, that evening, quail came and covered the camp. In the morning, a heavy coat of dew covered the camp. When the dew was gone, fine flakes covered the ground, like frost. The Israelites asked each other, “What is it?”

Moses answered, “This is the bread God has given you to eat. You may gather two quarts for every person in your tent.” Everyone had enough to eat. Moses warned, “Don’t leave any until morning.” When people stored more than they needed, the bread spoiled with worms and smelled bad. On the sixth day, the people gathered twice as much to have enough for the Sabbath day. Their Sabbath day supply stayed fresh so that the people could rest on the seventh day.

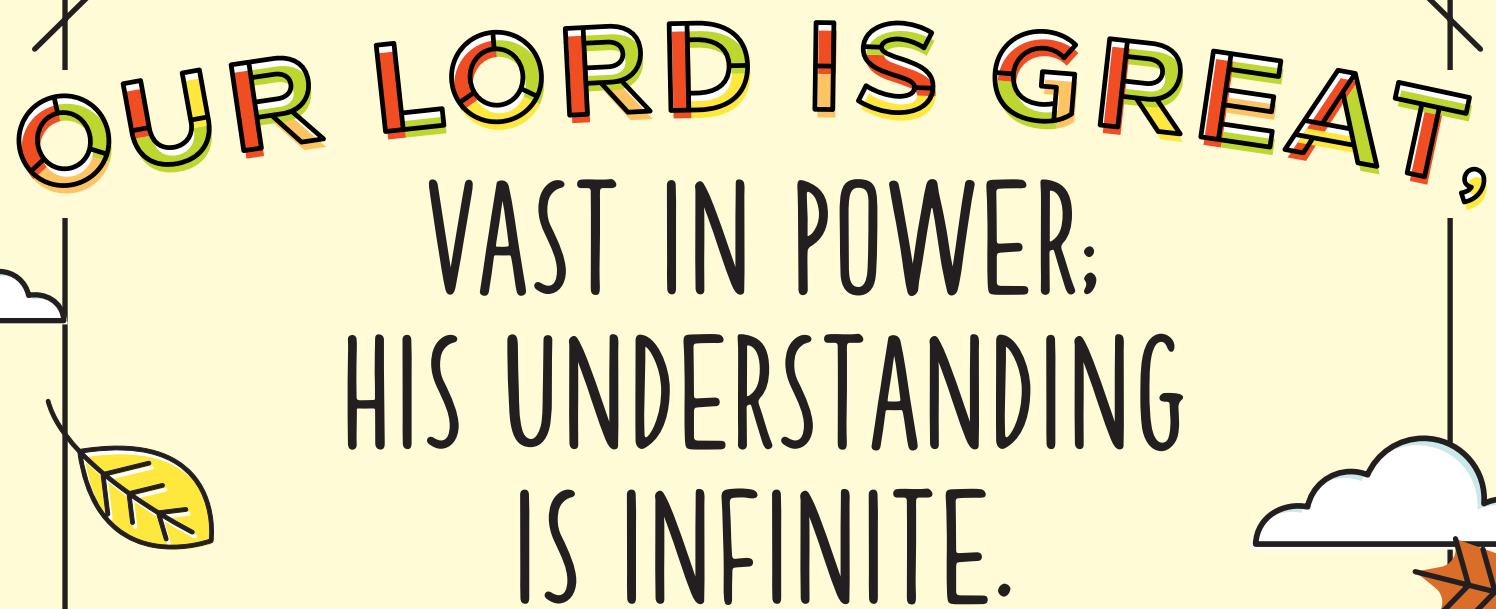
The people named the bread flakes manna. It tasted like wafers with honey. God provided manna to the people for 40 years until they came to live in their own land.

Based on Exodus 15:22–16:36

REVIEW QUESTIONS

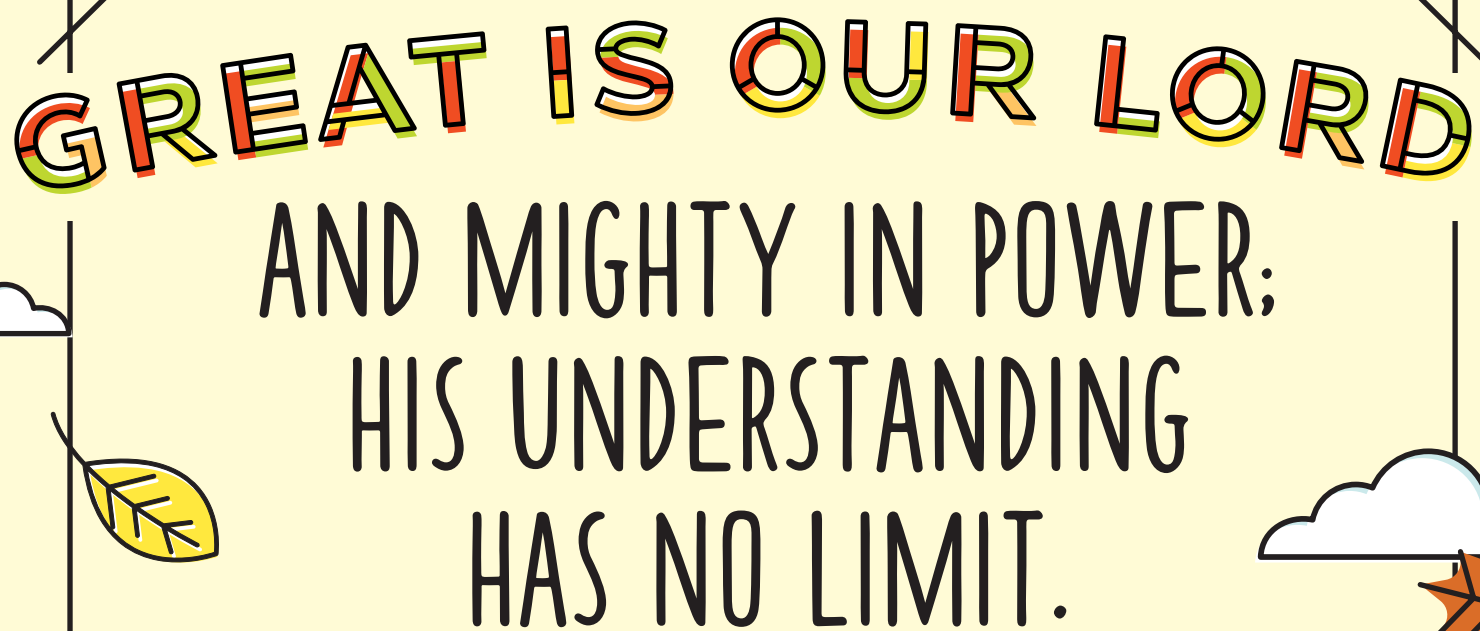
- » Why did the Israelites complain after a few weeks in the wilderness?
(They complained about being hungry.)
- » How did God provide meat for the Israelites? *(He sent quail to their camp.)*
- » What did the people find each morning on the grounds of their camp?
(The flakes of bread that they called manna)
- » Except for the Sabbath, what happened when people gathered more manna than they needed? *(It spoiled.)*
- » How long did God provide manna for the people to eat?
(for 40 years)





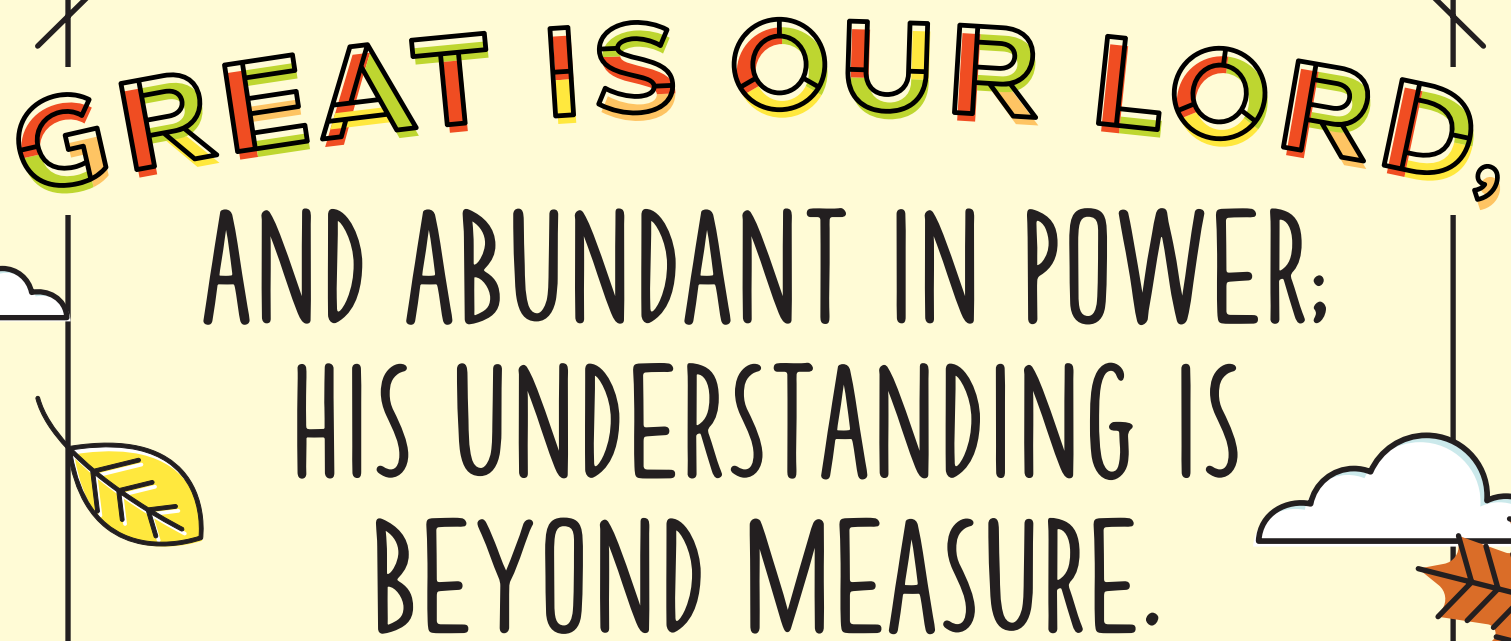
OUR LORD IS GREAT,
VAST IN POWER;
HIS UNDERSTANDING
IS INFINITE.

PSALM 147:5 (CSB)



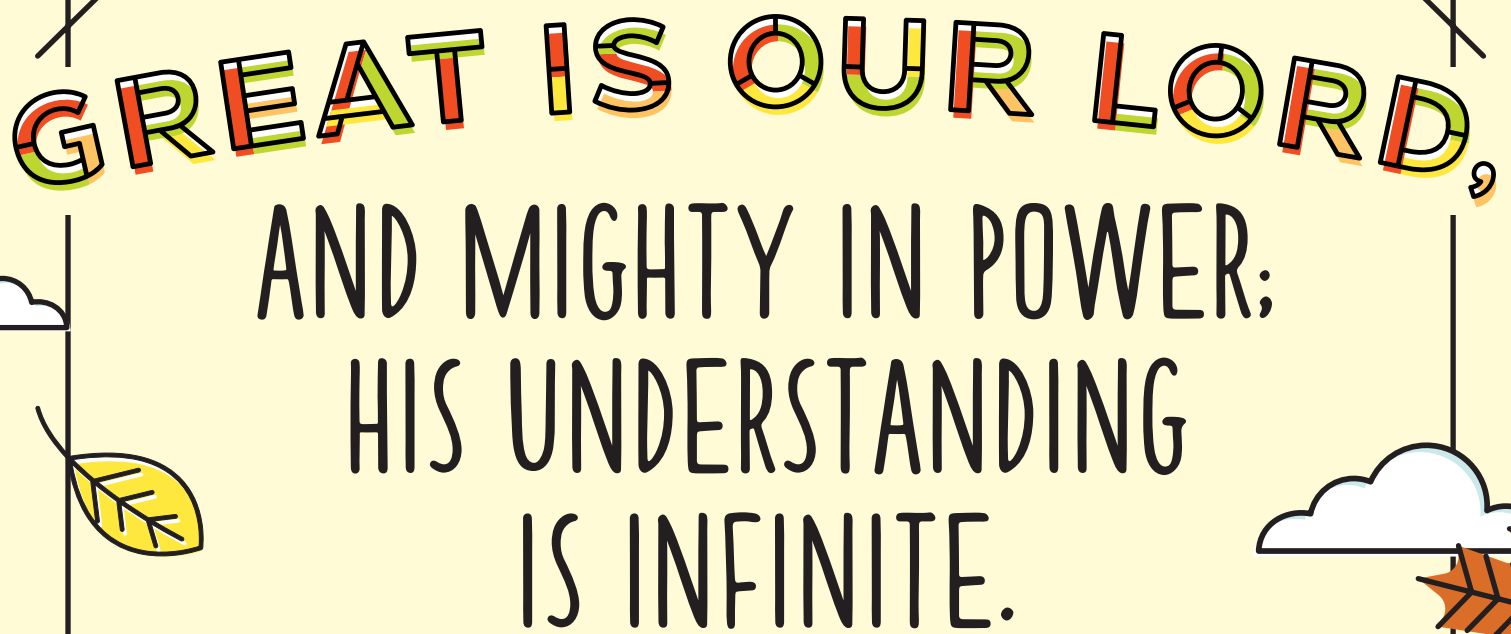
GREAT IS OUR LORD
AND MIGHTY IN POWER;
HIS UNDERSTANDING
HAS NO LIMIT.

PSALM 147:5 (NIV)
















GREAT IS OUR LORD,
AND ABUNDANT IN POWER;
HIS UNDERSTANDING IS
BEYOND MEASURE.

PSALM 147:5 (ESV)




GREAT IS OUR LORD,
AND MIGHTY IN POWER;
HIS UNDERSTANDING
IS INFINITE.

PSALM 147:5 (NKJV)



What did the people find
each morning on the
grounds of their camp?




UNIT 1, SESSION 3 QUESTIONS

Bible Studies for Life Kids Grades 1–6 Enhanced CD (Printables), Fall 2025

© 2025 Lifeway OK to copy

INSTRUCTIONS: Print and use with 3rd and 4th Grades during
Unit 1, Session 3.

How did God provide meat for the Israelites?



UNIT 1, SESSION 3 QUESTIONS

Bible Studies for Life Kids Grades 1–6 Enhanced CD (Printables), Fall 2025

© 2025 Lifeway OK to copy

INSTRUCTIONS: Print and use with 3rd and 4th Grades during Unit 1, Session 3.

Except for the Sabbath,
what happened when
people gathered more
manna than they needed?




UNIT 1, SESSION 3 QUESTIONS

Bible Studies for Life Kids Grades 1–6 Enhanced CD (Printables), Fall 2025

© 2025 Lifeway OK to copy

INSTRUCTIONS: Print and use with 3rd and 4th Grades during Unit 1, Session 3.

Why did the Israelites complain after a few weeks in the wilderness?



UNIT 1, SESSION 3 QUESTIONS

Bible Studies for Life Kids Grades 1–6 Enhanced CD (Printables), Fall 2025

© 2025 Lifeway OK to copy

INSTRUCTIONS: Print and use with 3rd and 4th Grades during Unit 1, Session 3.

How long did God
provide manna for the
people to eat?



UNIT 1, SESSION 3 QUESTIONS

Bible Studies for Life Kids Grades 1–6 Enhanced CD (Printables), Fall 2025

© 2025 Lifeway OK to copy

INSTRUCTIONS: Print and use with 3rd and 4th Grades during Unit 1, Session 3.

Our Lord is

great, vast in

power; his understanding

is infinite
PSALM 147:5 (CSB)

Great is our

Lord and mighty in

power; his understanding

has no limit.
PSALM 147:5 (NIV)

Great is our

Lord, and abundant

in power; his understanding

is beyond measure.
PSALM 147:5 (ESV)

Great is our

Lord, and mighty

in power; His

understanding is infinite
PSALM 147:5 (NKJV)

UNIT 1 VERSE CARDS

Bible Studies for Life Kids Grades 1–6 Enhanced CD (Printables), Fall 2025

© 2025 Lifeway OK to copy


INSTRUCTIONS: Print and use with 3rd and 4th Grades during
Unit 1, Session 3.



ALLERGY ALERT

*Please let a leader know
if your child has any allergies.*

Today we will be ...



GOD PROVIDED FOR THE PEOPLE

Exodus 15:22–16:36

© 2025 Lifeway

Columbus, Ohio



Send Columbus

Columbus, Ohio, describes itself as all-American, typical, ordinary, average and so normal that they are special. If you ask any researcher or big business what America thinks or wants, you come to Columbus, Ohio.

Columbus is closer to the average US demographic (part of the population who share characteristics such as age, gender, ethnicity, or income) than any other major city in the nation. No matter how you look at Columbus—by race, income, and even spirituality—Columbus is all-American. That's why it is not surprising that people everywhere know who Columbus is.

With the Ohio State University, Columbus has one of the largest on campus community in the world. And with immigrant communities like the 80,000 Nepalis and 40,000 Somalians living there, their influence reaches way past the city limits. There are over 2 million people in the city, but only 1 out of every 10 is a believer.

Even though it seems like there are so few believers around that the gospel is pretty much invisible in Columbus, but don't believe it. In the city called the most American city in the nation, people are hearing the gospel for the first time and more new churches are being started than ever before. But more churches need to be started. That's where we come in. We can pray for those who start churches and send money or supplies to help them. By working together, there is no limit to what God can do in Columbus.



**UNIT 1 MISSIONS: US MAP**

Bible Studies for Life Kids Grades 1–6 Enhanced CD (Printables), Fall 2025

© 2025 Lifeway OK to copy

INSTRUCTIONS: Print and use during Unit 1, Sessions 1, 2, and 4.



UNIT 1 MISSIONS: AARON TAYLOR PHOTOS

Bible Studies for Life Kids Grades 1–6 Enhanced CD (Printables), Fall 2025

© 2025 Lifeway OK to copy

INSTRUCTIONS: Print and use during Unit 1, Sessions 2 and 4.





UNIT 1 MISSIONS: SURH FAMILY PHOTO

Bible Studies for Life Kids Grades 1–6 Enhanced CD (Printables), Fall 2025

© 2025 Lifeway OK to copy

INSTRUCTIONS: Print and use during Unit 1, Sessions 3 and 4.