

1ST & 2ND GRADE

BIBLE STUDIES FOR LIFE®

GOD IS
THE WORD OF GOD
GOD'S PROMISES

KIDS LEADER GUIDE
FALL 2025



God is loving and kind.

GOD PROVIDED FOR THE PEOPLE



LEADER BIBLE STUDY



GOD LEVEL OF BIBLICAL LEARNING

God helps and provides for His people.

SCRIPTURE REFERENCE

Exodus 15:22–16:36

UNIT VERSE

Our Lord is great,
vast in power; his
understanding is infinite.
Psalm 147:5 (CSB)

WEEKLY VERSE

For the Lord is good,
and his faithful love
endures forever; his
faithfulness, through all
generations.
Psalm 100:5 (CSB)

SUGGESTED FOR THE WEEK OF

September 21

CONTEXT AND COMMENTARY FOR PERSONAL STUDY AND PREPARATION

(For age-appropriate language, use the Bible story on the following pages)

After God miraculously brought His people through on dry ground, He drowned Pharaoh's horses, chariots, and his riders in the Red Sea. (Exodus 14) God rescued His people in a way that no one could have imagined, and the people responded with fervent praise. They danced and sang with all their might, glorifying the God who rescued them (Exodus 15:1-22).

Three days later, the worship service became a distant memory. The people had traveled through the desert without finding water. When they finally discovered water, it was undrinkable. Their victory song quickly turned into a cacophony of groans.

This pattern of forgetfulness would come to define the Israelites. When God provided for them, they responded with praise. As soon as things became difficult, they would rebel against Him. Over and over, the Lord patiently reminded the Israelites that rescuing them was His plan and that He would be the One to see them through to the promised land. All they had to do was believe Him and obey His commands. God then proved Himself by going over and above what they needed. Sometimes that looked like 12 springs and 70 date palms. Sometimes it looked like manna in the morning and quail at night. Sometimes it looked like a weekly day of complete rest for a people who had been cruelly forced to work their entire lives.

God made it clear that the Israelites did not have to do anything to earn His provision. His gracious gifts were freely available. When the people saw how God provided for them, they would know that He was the Lord. All God wanted from them was their trust.

Jesus said, "This is the work of God—that you believe in the one he has sent." (John 6:29) As you pray this week, thank God for providing everything you need for an abundant life. Praise Him for His faithfulness and the promise of eternal life for all who believe.



PRACTICE BIBLE SKILLS

- Guide kids to form a circle. Give one child a balloon.
- Explain that the child holding the balloon will toss it into the air and say: “1.” Kids will try to keep the balloon in the air by batting it upward before it touches the floor. Each time a child touches the balloon, he will announce the next number.
- When the balloon lands on the ground, kids will find the book of the Bible that matches the number of times the balloon was batted in the air and locate that book in their Bibles. For example, if the last child to touch the balloon called out: “10,” then kids will look for the tenth book of the Bible. (*2 Samuel*)
- Play as many rounds as time allows.

» Inflated balloon



MISSIONS EMPHASIS

- Show the “Surh Family Photo.”
- Say: “Isaac and Hannah Surh, with the support of two other couples, started a new church in Columbus, Ohio, called *Chroma*, which means ‘the intensity of color as it is illuminated by a light source.’ They thought that name showed how important it is for people to show the light of Jesus and the good news about Him to others.”
- Across their papers, lead boys and girls to choose one color to write *Pray for Chroma Church*.
- Direct kids to keep writing over the words with additional colors to provide a rainbow effect to the words.
- Suggest kids take their papers home to display as a reminder to pray for the church and its leaders who tell people about Jesus.
- Call on a volunteer to pray for the Surh family and Chroma church.

» Printables:

“Unit 1 Missions:
Columbus, Ohio”
“Surh Family Photo”
» White paper (1 sheet per person), colored pencils



INTRODUCTORY ACTIVITY

- Create two columns on the large sheet of paper. Label one column *Needs* and the other *Wants*
- Distribute one note card to each child.
- Invite each child volunteer to read aloud his card. Allow the group to discuss if the item is a want or a need. Write the word in the appropriate column.
- Say: “Some of the items we named are wants and some are needs. In today’s Bible story, we will learn that God helps people have what they need to live.”

» Note cards, marker, large sheet of paper

» On separate note cards, write words such as: *ice cream, shoes, nail polish, video games, home, ballet slippers, toothbrush, water*

» **Option:** “God Provided for the People” coloring page (Printables)



STUDY THE BIBLE



» Pack Items

- 1: “Unit 1 Banner”
- 2: “Psalm 147:5”
- 8: “Sharing the Gospel with Kids”

» Teaching Picture 3

- » Music, Videos, tape, dry erase board, dry erase marker

» Use the unit banner rectangle for

Session 3 that reads *loving and kind*

» Write the Weekly

Verse in the translation of your choice on a dry erase board.

1. TELL THE BIBLE STORY

- Point out the “Unit 1 Banner.” Remind girls and boys that in this unit, kids have learned that God is all-knowing and in control of all things and is powerful.
- Add the title that reads *loving and kind* to a space on the banner and announce that today kids will read about a miraculous way God provided for His people because God is loving and kind.
- Open your Bible to Exodus 15:22–16:36 and tell the Bible story in your own words. **Option:** Show the “Scripture Sketches” video.

Bible Story: God Provided for the People

After the Israelites left Egypt and crossed the Red Sea, they began to travel through the desert toward their new home. They journeyed for three days without finding water. When the people finally found water, it was bitter and they could not drink it. God’s people complained to their leader Moses.

Moses cried out to the Lord. God showed Moses a tree and commanded Moses to throw it into the water. When he threw it into the water, the water became drinkable.

The Israelites journeyed through the wilderness for several weeks, and again they became thirsty and hungry. “In Egypt we had all the bread and meat we wanted,” they told Moses. God heard His people.

God told Moses that He was going to rain down bread from heaven in the morning. He commanded the people to gather just enough bread for each day. God also promised to give the people meat to eat at night. God told Moses, “Every night you will eat meat, and in the morning you will eat bread until you are full. Then you will know that I am the Lord your God.”

That evening quail came and covered the ground. The people ate the quail. In the morning, cakes of white bread that tasted like honey covered the ground. The people called the bread *manna*.

Moses warned the people to gather all the manna they needed to eat that day and not to save any until the next morning. Some of the people did not listen. The next morning the leftover manna had worms and smelled terrible.

On the sixth day God said the people could gather twice as much to have enough for the Sabbath Day. Their Sabbath Day supply stayed fresh so the people could rest on the seventh day. God provided manna to the people for forty years until they came to live in their own land.



STUDY THE BIBLE

God wanted the Israelites' children and grandchildren to remember how He took care of His people while they were in the wilderness. God told Moses to gather some manna and place it in a container. The container of manna would remind the Israelites that God is kind and loving and that He helps and provides for His people.

BASED ON EXODUS 15:22-16:36

2. SHOW THE TEACHING PICTURE

- Draw kids' attention to the manna in the picture. Ask a volunteer to recall how the manna looked and tasted. (*neakes of white bread that tasted like honey*)
- Prompt kids to imagine eating manna. Invite them to comment on whether they think they would have liked it. Mention that God still loves and cares for people today by providing food for them. Guide the group to name other things God provides that people need in order to live. (*water, home, clothing, and so forth*)

3. TELL THE GOOD NEWS ABOUT JESUS

- Emphasize that God provided for people's greatest need by sending His Son, Jesus, to be the Savior.
- Teach that when Adam and Eve disobeyed God in the garden of Eden, sin entered the world and separated all people from God. Sin deserves God's punishment of death. However, God provides salvation from sin and spiritual death through the death and resurrection of His Son, Jesus.
- Use "Sharing the Gospel with Kids" to review "The ABCs of Becoming a Christian" with boys and girls.
- Sing "No One Like You."

SHOW "THE ADVENTURES OF DAB AND DEREK" VIDEO.

4. PRACTICE THE WEEKLY VERSE

- Lead the group to say the Weekly Verse aloud, reading it from the dry erase board.
- Erase one word or short phrase at a time, leading the boys and girls to say the verse again together each time you erase a portion until the entire verse is erased.

5. SING AND PRAY

- Lead the group in singing "In nite."
- Select a child volunteer to close in prayer, thanking God for being loving and kind. If no one volunteers, offer to lead the prayer.

REVIEW QUESTIONS

- » What did God's people complain about in the desert? (*They were thirsty and hungry; They had more food in Egypt*)
- » What happened when Moses obeyed God and threw a tree into the bitter water? (*God made the water drinkable*)
- » What did God's people name the bread that fell from heaven every morning? (*manna*)
- » How did God provide meat for the Israelites? (*He sent quail to their camp*)
- » What happened when the people gathered more manna than they needed? (*It had worms and smelled terrible*)
- » What did God tell Moses to gather as a reminder that He provides for His people? (*a container of manna*)
- » How long did God provide manna for the people? (*40 years*)



LIVE IT OUT

CHOICE 1

- » Kids Activity Pages
- » Pack Item:
 - 9: “Around the World”
- » Scissors
- » Cut apart the “Around the World” cards. Lay the cards faceup on a flat surface in random order.
- » For the leader’s convenience, you can identify the country by the border color of the pictures:
 - Blue: Thailand
 - Pink: Brazil
 - Green: Ghana
 - Orange: England.

CHOICE 2

- » Kids Activity Pages
- » 2 Eyedroppers, 2 ice cube trays, 2 bowls, plastic tablecloth
- » Cover the workspace with a plastic tablecloth. Fill 2 bowls with water. Place the bowls on 1 end of the workspace. Place empty ice cube trays on the other end.
- » **Hint:** Allow kids to practice pulling water up with an eyedropper before beginning the game.

CHOICE 1

GOD PROVIDES WORLDWIDE

- Invite kids to complete their Kids Activity Pages.
- Remind the group that because God is loving and kind, He provided what His people needed in the wilderness. Emphasize that God loves and cares for people today and helps people have what they need to live.
- Say: “I want us to think about some of the ways God lovingly provides for people all over the world.”
- Draw kids’ attention to the cards. Explain that the cards represent traditional food, clothing, and homes from four countries around the world.
- Guide kids to work together to group the cards that picture each country’s traditional food, clothing, and home. When everyone is satisfied with the four groupings, reveal how many of the groupings are correct without identifying which are right and which are wrong.
- Allow kids to work together again if changes need to be made until all four groupings are correct. Use the list in the margin to confirm the country each group of cards represents.
- Discuss similarities and differences between the pictures on the cards and places where kids in your group live, clothes they wear, and food they eat.
- Close by verbalizing that food, clothing, and homes around the world may look differently; however, God helps and provides for His people.

CHOICE 2

GOD PROVIDES EVERY DROP

- Provide boys and girls with Kids Activity Pages and instruct them to complete the activities.
- Remind the group that in the wilderness God gave His people quail and manna to eat and water to drink.
- Invite the group to play a relay game with water. Help kids form two groups. Assign each group a bowl and an ice cube tray.
- Explain that kids on each team will take turns pulling water from the bowl into an eyedropper and transferring the water inside the dropper to their team’s ice cube tray. The first team to fill up all the squares in their tray will be declared the winner.
- Give the first child on each team an eyedropper. On your cue to begin, let the teams race. Allow kids to take multiple turns if needed until one group has filled all the squares in their ice cube tray.
- Close the activity by reminding everyone that when the people needed food and water in the wilderness, God provided. Emphasize that God is loving and kind, and He helps people today have what they need to live.



LIVE IT OUT

CHOICE 3

GOD PROVIDES A TO Z

- Give each child a Kids Activity Page and direct her to complete the activities. Invite a child volunteer to read the completed statement from the “Life Point with a Twist” activity. (*God is loving and kind*)
- Restate that God helps and provides for His people because He is loving and kind. Use the “Unit 1 Questions” for Session 3 to review how God provided for His people as they traveled through the wilderness.
- Emphasize that God loves and cares for people today and also helps people have what they need to live.
- Draw kids’ attention to the bowl of pom-poms. Announce that hidden inside the bowl are letter tiles.
- Give each child the opportunity to retrieve a hidden tile and name something God provides people that begins with the letter on the tile. Explain that kids may use a single word or a phrase which includes a word that begins with the letter they selected. Guide kids in the activity, helping them to identify unique ways God provides.
- **Option:** Form two teams. Award team members the points indicated on the bottom of the letter tile for each turn. Conclude by tallying each team’s points and announcing a winner.

WRAP UP

Close It Out

- Remind the group that because God is loving and kind, He provided for people’s greatest need by sending His Son, Jesus, to be the Savior.
- Distribute One Conversation™ pages and a copy of the “Sharing the Gospel with Kids.” Encourage boys and girls to share both pages with their families. Mention that you will also be available after the group dismisses to talk with anyone who may have more questions about becoming a Christian.

This Week:

- Reach out to any parents whose child expressed interest or questions about salvation.

CHOICE 3

- » Kids Activity Pages
- » Pack Item:
3: “Unit 1 Questions ”
- » Large bowl, pom-poms, letter tiles
- » Pour the pom-pom balls into a large bowl. Hide several letter tiles among the pom-poms. Separate the review questions for Session 3.
- » **Option:** Hide letter tiles in a bowl of dried beans or uncooked rice.

WRAP UP

- » Printables:
“Sharing the Gospel with Kids” (1 copy per child)

God Provided for the People

UNIT VERSE

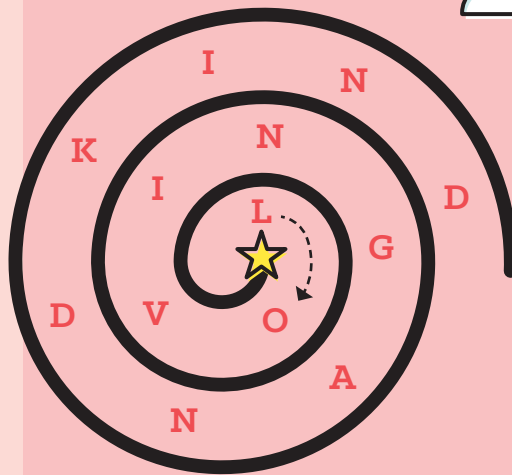
Our Lord is great, vast in power; his
understanding is infinite.

Psalms 147:5 (CSB)

LIFE POINT

with a **TWIST**

Begin in the center of the spiral and write each letter in the statement as you work outward.



God is




QUAIL COUNT

Because God is loving and kind, He provided for the needs of His people in the wilderness. When they needed food, God provided quail that covered the ground so all His people would have meat to eat. Count the quail and fill in the missing numbers.

To Think About!

God provided quail in the evening and manna in the morning for the Israelites to eat. The word *manna* means "What is it?" Why do you think the Israelites gave manna that name?



BIBLE STUDIES FOR LIFE®

1

CONVERSATION

LIFE POINT

God is loving and kind.



THE BIBLE MEETS LIFE

Your child discovered how God led His people through the wilderness and how He showed loving kindness by providing them food and water.



LIVE IT OUT

Tell your child that God showed His love and kindness by providing for the needs of the people in this Bible story. Invite each family member to name his favorite food. Work together to compose a prayer of thanks for God's love and care for your family.



LEVEL OF BIBLICAL LEARNING

God helps and provides for His people.



DAILY BIBLE READING

Sunday: Psalm 100:5

Monday: Psalm 103:8

Tuesday: Philippians 4:19

Wednesday: Psalm 46:1

Thursday: 2 Peter 3:9

Friday: Luke 12:22

Saturday: Psalm 121:2

God Provided for the People

Exodus 15:22–16:36

After the Israelites left Egypt and crossed the Red Sea, they began to travel through the desert toward their new home. They journeyed for three days without finding water. When the people finally found water, it was bitter and they could not drink it. God's people complained to their leader Moses.

Moses cried out to the Lord. God showed Moses a tree and commanded Moses to throw it into the water. When he threw it into the water, the water became drinkable.

The Israelites journeyed through the wilderness for several weeks, and again, they became thirsty and hungry. "In Egypt we had all the bread and meat we wanted," they told Moses. God heard His people.

God told Moses that He was going to rain down bread from heaven in the morning. He commanded the people to gather just enough bread for each day. God also promised to give the people meat to eat at night. God told Moses, "Every night you will eat meat, and in the morning you will eat bread until you are full. Then you will know that I am the Lord your God."

That evening quail came and covered the ground. The people ate the quail. In the morning, fine flakes of white bread that tasted like honey covered the ground. The people called the bread manna.

Moses warned the people to gather all the manna they needed to eat that day and not to save any until the next morning. Some of the people did not listen. The next morning the leftover manna had worms and smelled terrible.

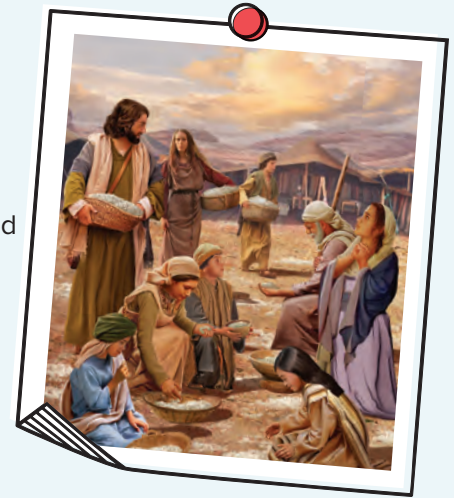
On the sixth day God said the people could gather twice as much to have enough for the Sabbath Day. Their Sabbath Day supply stayed fresh so the people could rest on the seventh day. God provided manna to the people for forty years until they came to live in their own land.

God wanted the Israelites' children and grandchildren to remember how He took care of His people while they were in the wilderness. God told Moses to gather some manna and place it in a container. The container of manna would remind the Israelites that God is kind and loving and that He helps and provides for His people.

WEEKLY VERSE Psalm 100:5



Check out our **BIBLE STUDIES FOR LIFE AT HOME** resource for weekly family discipleship and worship.





GOD PROVIDED FOR THE PEOPLE

Exodus 15:22–16:36 • TEACHING PICTURE 3

1st & 2nd Grade | © 2025 Lifeway Christian Resources.

LIFE POINT
God is loving and kind.

UNIT VERSE
Psalm 147:5

WEEKLY VERSE
Psalm 100:5

God Provided for the People

After the Israelites left Egypt and crossed the Red Sea, they began to travel through the desert toward their new home. They journeyed for three days without finding water. When the people finally found water, it was bitter and they could not drink it. God's people complained to their leader Moses.

Moses cried out to the Lord. God showed Moses a tree and commanded Moses to throw it into the water. When he threw it into the water, the water became drinkable.

The Israelites journeyed through the wilderness for several weeks, and again they became thirsty and hungry. "In Egypt we had all the bread and meat we wanted," they told Moses. God heard His people.

God told Moses that He was going to rain down bread from heaven in the morning. He commanded the people to gather just enough bread for each day. God also promised to give the people meat to eat at night. God told Moses, "Every night you will eat meat, and in the morning you will eat bread until you are full. Then you will know that I am the Lord your God."

That evening quail came and covered the ground. The people ate the quail. In the morning, fine flakes of white bread that tasted like honey covered the ground. The people called the bread *manna*.

Moses warned the people to gather all the manna they needed to eat that day and not to save any until the next morning. Some of the people did not listen. The next morning the leftover manna had worms and smelled terrible.

On the sixth day God said the people could gather twice as much to have enough for the Sabbath Day. Their Sabbath Day supply stayed fresh so the people could rest on the seventh day. God provided manna to the people for forty years until they came to live in their own land.

God wanted the Israelites' children and grandchildren to remember how He took care of His people while they were in the wilderness. God told Moses to gather some manna and place it in a container. The container of manna would remind the Israelites that God is kind and loving and that He helps and provides for His people.

Exodus 15:22–16:36

REVIEW QUESTIONS

- » What did God's people complain about in the desert? *(They were thirsty and hungry; they had more food in Egypt.)*
- » What happened when Moses obeyed God and threw a tree into the bitter water? *(God made the water drinkable.)*
- » What did God's people name the bread that fell from heaven every morning? *(manna)*
- » How did God provide meat for the Israelites? *(He sent quail to their camp.)*
- » What happened when the people gathered more manna than they needed? *(It had worms and smelled terrible.)*
- » What did God tell Moses to gather as a reminder that He provides for His people? *(a container of manna)*
- » How long did God provide manna for the people? *(40 years)*

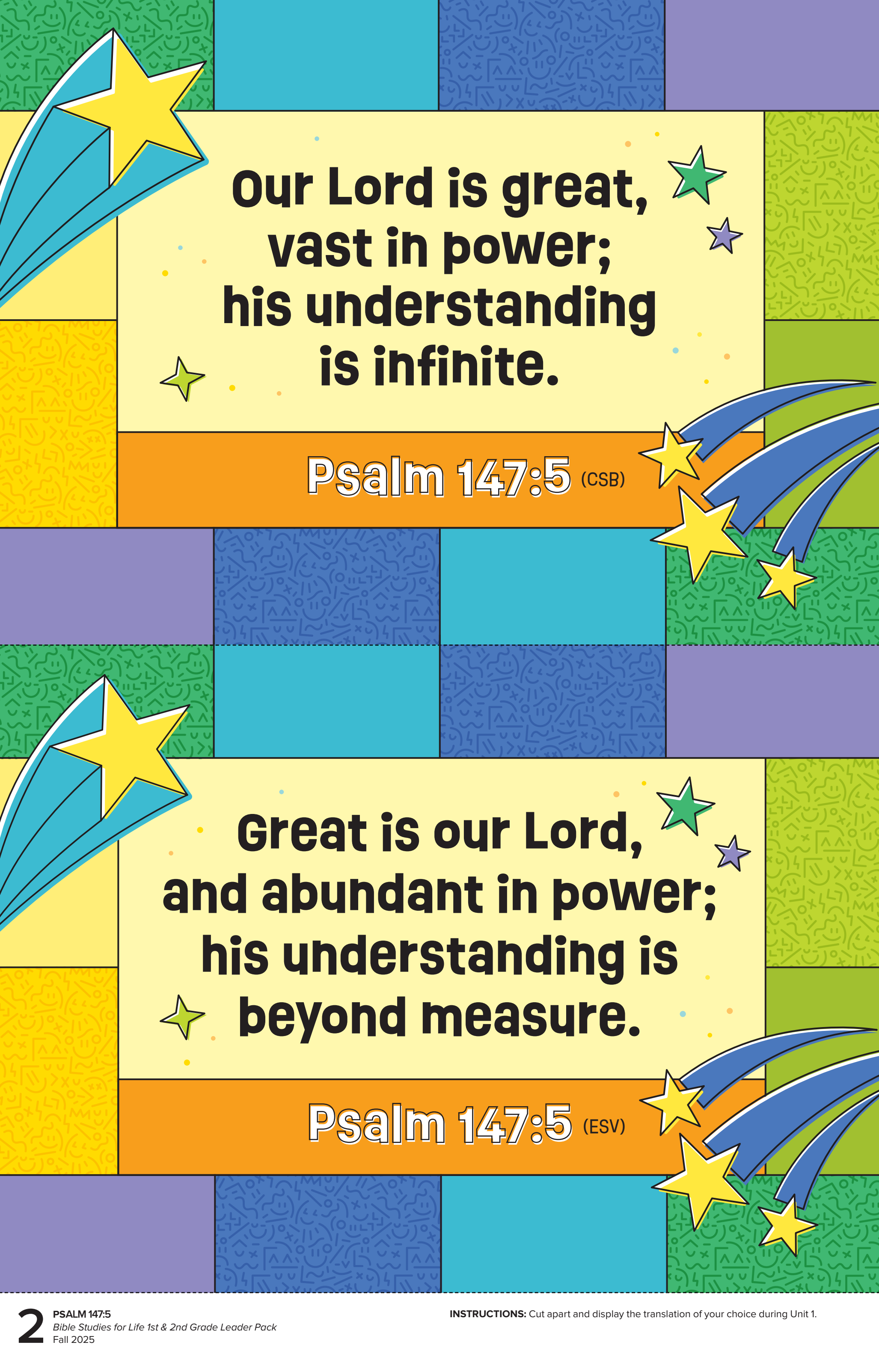
God is

ALL-KNOWING
AND
IN CONTROL
OF ALL THINGS

POWERFUL

loving
and
kind

holy

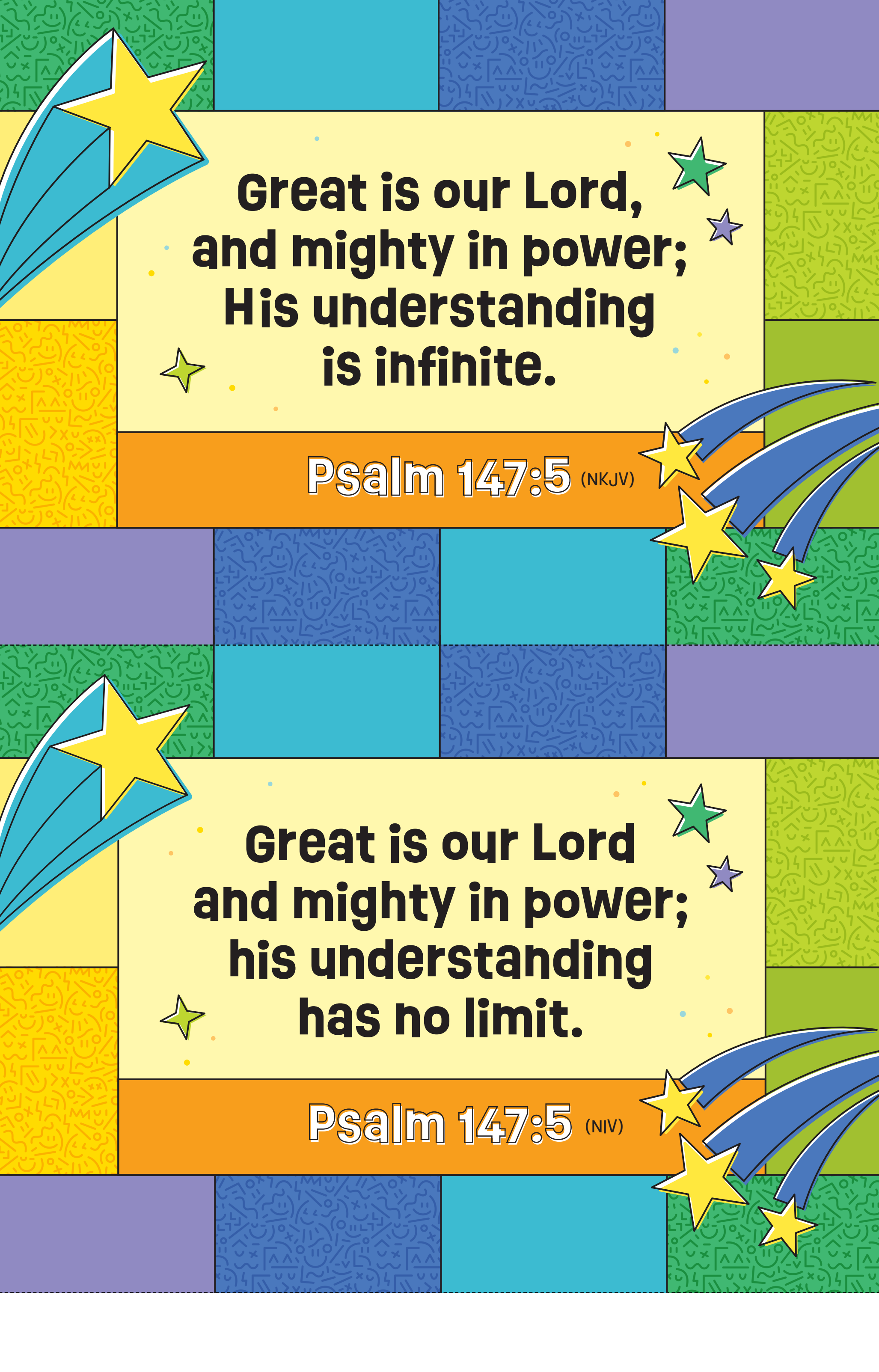


**Our Lord is great,
vast in power;
his understanding
is infinite.**

Psalm 147:5 (CSB)

**Great is our Lord,
and abundant in power;
his understanding is
beyond measure.**

Psalm 147:5 (ESV)



**Great is our Lord,
and mighty in power;
His understanding
is infinite.**

Psalm 147:5 (NKJV)

**Great is our Lord
and mighty in power;
his understanding
has no limit.**

Psalm 147:5 (NIV)

SESSION 1

What was Pharaoh's plan to destroy the Israelites?

SESSION 1

What does the name Moses mean?

SESSION 2

How did God guide the Israelites as they traveled?

SESSION 3

How did God provide meat for the Israelites?

SESSION 4

What did the people say when asked if they would obey God?

SESSION 1

What did Jochebed place her baby boy inside?

SESSION 1

Who protected Moses because He is all-knowing and in control of all things?

SESSION 2

What happened to the Red Sea when Moses obeyed God and stretched out his hand?

SESSION 3

What happened when the people gathered more manna than they needed?

SESSION 4

True or False: The people could hear when God spoke to Moses.

SESSION 1

Who found the basket with the baby boy among the plants growing along the river?

SESSION 2

What did Moses see when he was shepherding his flock?

SESSION 2

What happened as Pharaoh and the Egyptians crossed the Red Sea?

SESSION 3

What did God tell Moses to gather as a reminder that He provides for His people?

SESSION 4

What happened when God appeared to Moses?

SESSION 1

Who did Pharaoh's daughter send to find someone to help care for the baby?

SESSION 2

Who spoke to Moses from the burning bush?

SESSION 3

What did God's people complain about in the desert?

SESSION 3

How long did God provide manna for the people?

SESSION 4

What did God use to write the Ten Commandments?

SESSION 1

Who did Miriam bring back to help care for the baby?

SESSION 2

What did God command Moses to do?

SESSION 3

What happened when Moses obeyed God and threw a tree into the bitter water?

SESSION 4

Where did God speak to Moses?

SESSION 4

How does God want people to honor Him?

SESSION 1

What name did Pharaoh's daughter give to the baby in the basket?

SESSION 2

Who did God send to help Moses?

SESSION 3

What did God's people name the bread that fell from heaven every morning?

SESSION 4

What did God promise if His people obeyed Him?

SESSION 4

What are some ways God wants people to respect others?

INSTRUCTIONS: Separate the cards. Use during Unit 1 to review Bible stories, to apply Bible learning, and to review Bible verses.

Sharing

THE GOSPEL

The word ***gospel*** means “***good news***.”
It is the message about ***Christ***, the ***kingdom of God***, and ***salvation***.
Use the following guide to share the gospel with kids.



God rules. The Bible tells us God created everything, including you and me, and He is in charge of everything. Recite Genesis 1:1 from memory or read it in the Bible. [Read REVELATION 4:11 and COLOSSIANS 1:16-17.](#)



We sinned. Since the time of Adam and Eve, everyone has chosen to disobey God. (Romans 3:23) The Bible calls this sin. Because God is holy, God cannot be around sin. Sin separates us from God and deserves God's punishment of death. [Read ROMANS 6:23.](#)



God provided. Read John 3:16 aloud. God sent His Son Jesus, the perfect solution to our sin problem, to rescue us from the punishment we deserve. It's something we, as sinners, could never earn on our own. Jesus alone saves us. [Read EPHESIANS 2:8-9.](#)



Jesus gives. Jesus lived a perfect life, died on the cross for our sins, and rose again. Because Jesus gave up His life for us, we can be welcomed into God's family for eternity. This is the best gift ever! [Read ROMANS 5:8; 2 CORINTHIANS 5:21; or 1 PETER 3:18.](#)



We respond. We can respond to Jesus. “The ABCs of Becoming a Christian” is a simple tool that helps us remember how to respond when prompted by the Holy Spirit to the gift Jesus offers



Admit

Admit to God that you are a sinner. The first people God created chose to sin and disobey God. Ever since then, all people have chosen to sin and disobey. (Romans 3:23) Tell God you messed up and you are sorry for doing your own thing and turning away from Him through your thoughts, words, and actions. Repent, turn away from your sin. (Acts 3:19; 1 John 1:9) Repent doesn't just mean turning from doing bad things to doing good things. It means turning from sin and even from your own good works and turning to Jesus, trusting only in Him to save you.





Believe


Believe that Jesus is God's Son and accept God's gift of forgiveness from sin. You must believe that only Jesus can save you and you cannot save yourself from your sin problem—not even by praying to God, going to church, or reading your Bible. Your faith or your trust is only in Jesus and what He did for you through His life, death, and resurrection. (Acts 16:31; Acts 4:12; John 14:6; Ephesians 2:8-9)



Confess

Confess your faith in Jesus Christ as Savior and Lord. Tell God and tell others what you believe. If Jesus is your Savior, you are trusting only in Him to save you. Jesus is also Lord, which means He is in charge and calling the shots in your life. You can start following Him and doing what He says in the Bible. You are born again into a new life and look forward to being with God forever. (Romans 10:9-10,13)





GOD PROVIDED FOR THE PEOPLE

Exodus 15:22–16:36

© 2025 Lifeway



**God is loving and
kind.**

Sharing

THE GOSPEL

with Kids

The word ***gospel*** means “***good news***.”

It is the message about ***Christ***, the ***kingdom of God***, and ***salvation***.



God rules. The Bible tells us God created everything, including you and me, and He is in charge of everything. Recite Genesis 1:1 from memory or read it in the Bible. *Read REVELATION 4:11 and COLOSSIANS 1:16-17.*



We sinned. Since the time of Adam and Eve, everyone has chosen to disobey God (Romans 3:23). The Bible calls this sin. Because God is holy, God cannot be around sin. Sin separates us from God and deserves God's punishment of death (*ROMANS 6:23*).



God provided. Read John 3:16 aloud. God sent His Son, Jesus, the perfect solution to our sin problem, to rescue us from the punishment we deserve. It's something we, as sinners, could never earn on our own. Jesus alone saves us. *Read EPHESIANS 2:8-9.*



Jesus gives. Jesus lived a perfect life, died on the cross for our sins, and rose again. Because Jesus gave up His life for us, we can be welcomed into God's family for eternity. This is the best gift ever! *Read ROMANS 5:8; 2 CORINTHIANS 5:21; or 1 PETER 3:18.*



We respond. We can respond to Jesus. “The ABCs of Becoming a Christian” is a simple tool that helps us remember how to respond when prompted by the Holy Spirit to the gift Jesus offers

Admitt

Believe

Confess

Admit to God that you are a sinner. The first people God created chose to sin and disobey God. Ever since then, all people have chosen to sin and disobey. (Romans 3:23) Tell God you messed up and you are sorry for doing your own thing and turning away from Him through your thoughts, words, and actions. Repent, turn away from your sin. (Acts 3:19; 1 John 1:9) Repent doesn't just mean turning from doing bad things to doing good things. It means turning from sin and even from your own good works and turning to Jesus, trusting only in Him to save you.

Believe that Jesus is God's Son and accept God's gift of forgiveness from sin. You must believe that only Jesus can save you and you cannot save yourself from your sin problem—not even by praying to God, going to church, or reading your Bible. Your faith or your trust is only in Jesus and what He did for you through His life, death, and resurrection. (Acts 16:31; Acts 4:12; John 14:6; Ephesians 2:8-9)

Confess your faith in Jesus Christ as Savior and Lord. Tell God and tell others what you believe. If Jesus is your Savior, you are trusting only in Him to save you. Jesus is also Lord, which means He is in charge and calling the shots in your life. You can start following Him and doing what He says in the Bible. You are born again into a new life and look forward to being with God forever. (Romans 10:9-10,13)

Columbus, Ohio



Send Columbus

Columbus, Ohio, describes itself as all-American, typical, ordinary, average and so normal that they are special. If you ask any researcher or big business what America thinks or wants, you come to Columbus, Ohio.

Columbus is closer to the average US demographic (part of the population who share characteristics such as age, gender, ethnicity, or income) than any other major city in the nation. No matter how you look at Columbus—by race, income, and even spirituality—Columbus is all-American. That's why it is not surprising that people everywhere know who Columbus is.

With the Ohio State University, Columbus has one of the largest on campus community in the world. And with immigrant communities like the 80,000 Nepalis and 40,000 Somalians living there, their influence reaches way past the city limits. There are over 2 million people in the city, but only 1 out of every 10 is a believer.

Even though it seems like there are so few believers around that the gospel is pretty much invisible in Columbus, but don't believe it. In the city called the most American city in the nation, people are hearing the gospel for the first time and more new churches are being started than ever before. But more churches need to be started. That's where we come in. We can pray for those who start churches and send money or supplies to help them. By working together, there is no limit to what God can do in Columbus.



**UNIT 1 MISSIONS: US MAP**

Bible Studies for Life Kids Grades 1–6 Enhanced CD (Printables), Fall 2025

© 2025 Lifeway OK to copy

INSTRUCTIONS: Print and use during Unit 1, Sessions 1, 2, and 4.



UNIT 1 MISSIONS: AARON TAYLOR PHOTOS

Bible Studies for Life Kids Grades 1–6 Enhanced CD (Printables), Fall 2025

© 2025 Lifeway OK to copy

INSTRUCTIONS: Print and use during Unit 1, Sessions 2 and 4.





UNIT 1 MISSIONS: SURH FAMILY PHOTO

Bible Studies for Life Kids Grades 1–6 Enhanced CD (Printables), Fall 2025

© 2025 Lifeway OK to copy

INSTRUCTIONS: Print and use during Unit 1, Sessions 3 and 4.