



3s-PRE-K

BIBLE STUDIES FOR LIFE®

A POWERFUL AND LOVING GOD
THE WORD OF GOD
GOD'S PROMISES

PRESCHOOL LEADER GUIDE
FALL 2025

God helps people have
what they need.

GOD PROVIDED FOR THE PEOPLE



LEADER BIBLE STUDY



LEVEL OF BIBLICAL LEARNING

God loves people and is
with them.

SCRIPTURE REFERENCE

Exodus 15:22–16:36

UNIT VERSE

God, You are great, and
no one is like You.
2 Samuel 7:22

WEEKLY VERSE

God will supply your
needs. Philippians 4:19

SUGGESTED FOR THE WEEK OF

September 21

CONTEXT AND COMMENTARY FOR PERSONAL STUDY AND PREPARATION

(For age-appropriate language, use the Bible story on the following pages.)

After God miraculously brought His people through on dry ground, He drowned Pharaoh's horses, chariots, and his riders in the Red Sea (Exodus 14). God rescued His people in a way that no one could have imagined, and the people responded with fervent praise. They danced and sang with all their might, glorifying the God who rescued them (Exodus 15:1-22).

Three days later, the worship service became a distant memory. The people had traveled through the desert without finding water. When they finally discovered water, it was undrinkable. Their victory song quickly turned into a cacophony of groans.

This pattern of forgetfulness would come to define the Israelites. When God provided for them, they responded with praise. As soon as things became difficult, they would rebel against Him. Over and over, the Lord patiently reminded the Israelites that rescuing them was His plan and that He would be the One to see them through to the promised land. All they had to do was believe Him and obey His commands. God then proved Himself by going over and above what they needed. Sometimes that looked like 12 springs and 70 date palms. Sometimes it looked like manna in the morning and quail at night. Sometimes it looked like a weekly day of complete rest for a people who had been cruelly forced to work their entire lives.

God made it clear that the Israelites did not have to do anything to earn His provision. His gracious gifts were freely available. When the people saw how God provided for them, they would know that He was the Lord. All God wanted from them was their trust.

Jesus said, "This is the work of God—that you believe in the one he has sent" (John 6:29). As you pray this week, thank God for providing everything you need for an abundant life. Praise Him for His faithfulness and the promise of eternal life for all who believe.



GROUP TIME

- **Play a game.** Display one of the “wants” or “needs” items. If the item is something people need to live, lead the preschoolers to give a thumbs-up. If the item is a want, or something that is not needed to live, invite them to give a thumbs-down.
- **Learn the Life Point.** Point to the Session 3 Life Point Poster Add-on. Say the Life Point together.
- **Sing and move.** Sing “God, You Are Great.” Encourage the preschoolers to sing and move.
- **Tell the Bible story.** Say that the kids will learn about God providing for His people in today’s Bible story. Open the Bible to Exodus 15. Display the teaching picture as you tell the Bible story.



CHOOSE YOUR TIME

Decide when to have group time; then select learning activities to use before and/or after group time.

GOD PROVIDED FOR THE PEOPLE

—Based on Exodus 15:22–16:36

After God used Moses to help the people cross the Red Sea on dry land, they traveled for three days without finding water they could drink. The people complained to Moses. God showed Moses where and how to get water for the people to drink.

The Israelite people kept moving from one place to another for many days. They complained again. They did not like being in the wilderness and not having enough food.

God heard them. He told Moses to tell them that He would provide what they needed.

That night God provided quail (meat) for them. The people ate. The next morning, the people saw something on the ground but did not know what it was. Moses told them it was the bread God promised. The bread was white and tasted like it had honey in it. Moses told the people to gather a certain amount of bread for each day. The people named the bread *manna*.

Many people obeyed God and gathered the manna the way God told them to. Some did not. The people learned to follow God’s instructions. The people ate manna for many years.

- **Review the Bible story.** Invite several kids to choose review question cards. Ask the questions on the cards. Assist the preschoolers in answering the questions. Say that God provided for His people by giving them food and water. They learned that God helps people have what they need.
- **Learn the Bible verse.** Open the Bible to the verse marker. Read Philippians 4:19. Create a clapping rhythm for the preschoolers to follow. Lead them to clap the rhythm and repeat the words of the verse.
- **Wrap it up and pray.** Show the “God Provided for the People” video. Pray, thanking God for helping us have the things we need. Remark that many years later, God sent His Son Jesus to earth to teach people that God helps people have what they need.

- » Pack Items:
 - 14: “Weekly Verses”
 - 15: “Unit 1 Door Poster”
 - 17: “Unit 1 Life Point Poster”
 - 18: “Unit 1 Life Point Add-ons”
 - 19: “Review Questions”

» Teaching Picture 3

» Music

» Videos

» Bible; string; scissors; hole punch; items representing “needs” (water, clothing, picture of a house, food item, etc.); items representing “wants” (toy, dessert item, bracelet, etc.)

» Display the Unit 1 Door Poster near the room entrance. Place the verse marker in Bible at Philippians 4:19. Display the Life Point and verse posters on a wall. Attach the Life Point Add-on (Session 3) to the Life Point Poster. Cut apart the Review Questions.



BIBLE-LEARNING ACTIVITIES

» Kids Activity Page

» Printables:

“Place Mat”

» Crayons, cardstock,
clear contact plastic
or laminating sheets,
stickers

MAKE A PLACE MAT

Print place mats on cardstock, one per child

- Encourage the preschoolers to complete their activity pages. Review the Bible story, reminding the boys and girls that God provided food and water for His people. Say that God helps people have what they need.
- Distribute a place mat to each child. Invite the kids to color the place mats and decorate with stickers. As the preschoolers complete their place mats, laminate or seal them with clear contact plastic.
- Say that food and water are two things that God provided for His people. Mention that He also provides these things for us too. Lead the boys and girls to name other things God provides for them.
- Comment that when the preschoolers use these place mats, they can remember that God provides the things they need to live. *(Art)*

» Teaching Picture 3

» Music

» Cotton balls, paper
bags or baskets

COLLECT MANNA

Spread cotton balls on the floor

- Display the teaching picture. Invite the preschoolers to tell you what is happening in the picture.
- Review the Bible story, reminding the boys and girls that God provided quail and bread called *manna* for His people to eat. Say that the people collected manna in the mornings.
- Play “Autumn Medley” as the preschoolers work together to collect the “manna” (cotton balls) and place them in paper bags or baskets. Stop the music periodically. Lead the kids to pause and repeat the Life Point together: “God helps people have what they need.”
- Repeat activity as time allows. *(Music)*

» Pack Item:

14: “Weekly Verses”

» Bible, toy kitchen items

PREPARE A MEAL

Place today’s verse marker in the Bible

- Assist a preschooler in opening the Bible to the verse marker. Read Philippians 4:19 aloud. Say that God helps people have what they need, just like He provided food and water for His people in the wilderness.
- Lead the preschoolers to name different things they need to live. Mention that food is one of these things God provides for us.
- Invite the boys and girls to pretend to prepare and eat a meal using the play kitchen items. Encourage them to “cook,” “serve,” and “eat” the food together. As the preschoolers play, ask them to tell about some of their favorite foods to eat. *(Dramatic Play)*

» Preschool-friendly
magazines or store
advertisements, child-
size scissors, glue
sticks, poster board,
marker

FIND PICTURES

Write God Provides on poster board

- Talk with the children about things they need to live—water, food, clothing, shelter. Lead the boys and girls to look through the magazines or advertisements for pictures of some of the things they need. Assist them in cutting out the pictures.



BIBLE-LEARNING ACTIVITIES

- Lead the kids to glue the pictures on the poster board. Display the poster for preschoolers to show their families when they are picked up.
- Pray with the boys and girls, thanking God for providing people with what they need. (*Books*)

FIND OBJECTS

Cut apart the Color/Number Cards

- Direct a child to choose a Color/Number Card. Name the color on the card. Invite the preschoolers to find the number of items in the room that match the color and number of the card chosen. Say that the kids need to find _____ (number on card chosen) things in the room that are _____ (color on card chosen). Repeat the activity several times using each of the cards.
- Remark that in this game, the preschoolers needed to find certain numbers of objects that were a certain color.
- Mention that God provided food and water for His people. Say that the people needed to follow God's instructions to collect the food. (*Games*)

» Pack Item:

25: "Color/Number Cards"

TASTE CRACKERS AND BREAD

Post the Allergy Alert

- Display the missions pictures. Mention that missionaries started new churches in Columbus, Ohio to tell people from other countries about Jesus. Say that God provides for the needs of both the missionaries and the people they tell about Jesus. Comment that sometimes the foods the people from other countries eat are different than what we might eat.
- Invite the preschoolers to taste different types of crackers and bread. Lead the kids to talk about which types of crackers they like and which they do not like.
- Remark that God provided bread called *manna* for His people while they were in wilderness. Say: "God helps people have what they need." (*Nature*)

» Printables:

"Allergy Alert"
"Unit 1 Missions"

» Various crackers and breads (Provide some gluten-free options if available/needed.)

COLOR AND ASSEMBLE PUZZLES

Cut apart the Unit 1 Puzzles

- Encourage the preschoolers to complete their coloring pages. Read *God Is Powerful* as the boys and girls color.
- Lead the children to talk about ways God is powerful. Mention that one way God shows His power is by helping people have what they need.
- Invite the kids to assemble the puzzles. As each puzzle half is matched together, guide the preschoolers to name one thing God provides for them.

» Pack Items:

22: "Book: *God Is Powerful*"
23: "Unit 1 Puzzles"

» Printables:

"God Provided for the People" Coloring Page

» Crayons, scissors

CLEAN UP

- Play "Shine on Me" while the preschoolers clean up their activities. Thank them for working together.

» Music

GOD PROVIDED FOR THE PEOPLE



TRANSITION/GROUP TIME

SNACK

Include the kids in the distribution of the snack. Ask for one or more volunteers to pray. Lead the boys and girls to clean up after the snack. Thank them for their help.

MOVE TO GROUP TIME

Lead the preschoolers to move to the group-time area while clapping a rhythm and saying, "God is powerful."

INTRODUCE THE BIBLE STORY

GOD PROVIDED FOR THE PEOPLE—BASED ON EXODUS 15:22–16:36

- Gather the preschoolers in a circle on the floor. Toss a beanbag to a child. Invite her to name her favorite food. Repeat activity for each child. Say that in today's Bible story, God provided special food for His people. Open a Bible to Exodus 15. Tell the Bible story.

SUMMARIZE THE BIBLE STORY

- The Israelites traveled in the wilderness. They complained to Moses because there was no food or water.
- God heard His people. He told Moses He would provide.
- God provided quail (meat) in the evening. In the mornings He provided bread. The people called the bread *manna*.
- Moses told the people to gather a certain amount of bread for each day. Since the seventh day of the week was a day of rest, the people were to collect enough bread for two days on the sixth day of the week.
- God took care of His people by providing for their needs.

REVIEW THE BIBLE STORY

- Why did the Israelites complain to Moses?
- What did God provide for His people to eat?
- What did the people call the bread God sent?

EMPHASIZE THE LIFE POINT

- Say that God helps people have what they need.

LIFE POINT

God helps people have what they need.

ROOM

YOUR TEACHING PARTNERS

DATE OF USE



GOD LEVEL OF BIBLICAL LEARNING

God loves people and is with them.

UNIT VERSE

God, You are great, and no one is like You.
2 Samuel 7:22

WEEKLY VERSE

God will supply your needs. Philippians 4:19

SING TOGETHER

Sing to the tune of “Are You Sleeping?”:

*God gives people, God gives people,
What they need, what they need.
He provides for my needs.
He provides for your needs.
Thank You, God. Thank You, God.*

SAY THE BIBLE VERSE

Open a Bible to Philippians 4:19. Read the verse aloud. Invite the preschoolers to repeat the verse together. Lead the kids to say the verse using different voices. Suggest using a quiet voice, a loud voice, a robot voice, a singing voice, and so on. Mention that this Bible verse tells us that God provides what we need. Say that *needs* are things people must have to live, such as water, food, air to breathe, shelter, and clothing.

PRAY

Ask the kids to share any prayer requests they may have. Pray for these. Invite the boys and girls to share a response to a one-sentence prayer of thanksgiving for something God provides for them. Use a prayer such as, “Thank You, God, for _____.”

BIBLE-LEARNING ACTIVITIES

Emphasize: God helps people have what they need.

- 1. Make a basket.** Cut approximately 3 to 4 inches off the top of small paper bags, one per child. Distribute a bag and washable markers or crayons to each preschooler. Invite the boys and girls to decorate their bags. Assist the kids in creating handles for their baskets by taping two chenille stems to opposite sides of the top of the bags. Demonstrate how to tear white paper into small pieces to resemble manna. Invite the preschoolers to place several pieces of white paper in their baskets. Mention that God provided food for His people.
- 2. Create with play dough.** Encourage the preschoolers to create their favorite foods using play dough. Invite them to show their foods and lead other kids to guess what the foods are. Mention that God provided for the Israelites, and He provides for us too.

3. Build with blocks. Invite the preschoolers to name different things God provides that they need to live. Comment that God provides for our needs by helping us have food, water, clothing, and a place to live. Lead the boys and girls to build houses with blocks. Provide people figures for pretend play once the houses are complete.

4. Guess the food. Gather various toy food items. Place a food item in a bag. Instruct the preschoolers to place their hands in the bag and guess what food is inside without looking. Encourage them to use their hands to feel. Once every child has a chance to guess the item, take it out of the bag and see if they are correct. Continue playing as time allows. Mention that God helps people have what they need, including food and water.

CLEAN UP

Encourage the preschoolers to work together to clean up their activities. Thank them for listening and following directions.

ROLL AND SAY

Gather the preschoolers in a circle on the floor. Briefly review the Bible story. Comment that God provided food and water for His people while they were in the wilderness. Say the Life Point together: “God helps people have what they need.” Gently roll a ball to a child in the circle. Ask him to name something God provides that they need to live. Invite him to say, “God provides _____.” Lead him to roll the ball to another child in the circle. Continue activity as time allows. As the preschoolers are picked up, move the circle in closer to continue playing the game.

DISMISS

Help the kids gather their papers and belongings. Thank them for coming. Remind the parents to review the Bible story on the Kids Activity Page.

CONNECT the LINES




Connect the lines showing the things we need to live.



DRAW Your FAVORITE



Draw your favorite food on the plate.



BIBLE STUDIES FOR LIFE®

1

CONVERSATION

LIFE POINT

God helps people have what they need.



THE BIBLE MEETS LIFE

God provided food and water for His people as He led them through the wilderness. God will take care of us and give us everything we need.



LIVE IT OUT

Review the Bible story with your child. Write *God helps me have what I need* on a paper. Give your child pictures of food, clothes, homes, Bibles, and churches. Let him use a glue stick to make a collage of things God provides.



LEVEL OF BIBLICAL LEARNING

God loves people and is with them.



DAILY BIBLE READING

Sunday: Philippians 4:19

Monday: Psalm 103:8

Tuesday: Psalm 100:5

Wednesday: Psalm 46:1

Thursday: Matthew 6:31-33

Friday: Luke 12:22-24

Saturday: Psalm 121:1-2

God Provided for the People

Based on Exodus 15:22–16:36

After God used Moses to help the people cross the Red Sea on dry land, they traveled for three days without finding water they could drink. The people complained to Moses. God showed Moses where and how to get water for the people to drink.

The Israelite people kept moving from one place to another for many days. They complained again. They did not like being in the wilderness and not having enough food.

God heard them. He told Moses to tell them that He would provide what they needed.

That night God provided quail (meat) for them. The people ate. The next morning, the people saw something on the ground but did not know what it was. Moses told them it was the bread God promised. The bread was white and tasted like it had honey in it. Moses told the people to gather a certain amount of bread for each day. The people named the bread *manna*.

Many people obeyed God and gathered the manna the way God told them to. Some did not. The people learned to follow God's instructions. The people ate manna for many years.



WEEKLY VERSE God will supply your needs. Philippians 4:19



Check out our **BIBLE STUDIES FOR LIFE AT HOME** resource for weekly family discipleship and worship.



GOD PROVIDED FOR THE PEOPLE

EXODUS 15:22–16:36 • TEACHING PICTURE 3

3s–Pre-K | © 2025 Lifeway Christian Resources.

LIFE POINT

God helps people have what they need.

UNIT VERSE

God, You are great, and no one
is like You.

2 SAMUEL 7:22

WEEKLY VERSE

God will supply your needs.

PHILIPPIANS 4:19

God Provided for the People

After God used Moses to help the people cross the Red Sea on dry land, they traveled for three days without finding water they could drink. The people complained to Moses. God showed Moses where and how to get water for the people to drink.

The Israelite people kept moving from one place to another for many days. They complained again. They did not like being in the wilderness and not having enough food.

God heard them. He told Moses to tell them that He would provide what they needed.

That night God provided quail (meat) for them. The people ate. The next morning, the people saw something on the ground but did not know what it was. Moses told them it was the bread God promised. The bread was white and tasted like it had honey in it. Moses told the people to gather a certain amount of bread for each day. The people named the bread *manna*.

Many people obeyed God and gathered the manna the way God told them to. Some did not. The people learned to follow God's instructions. The people ate manna for many years.

Based on Exodus 15:22–16:36

GROUP TIME

(SEE THE LEADER GUIDE FOR DETAILS.)

» **PLAY A GAME**

» **LEARN THE LIFE POINT**

» **SING AND MOVE**

» **TELL THE BIBLE STORY**

» **REVIEW THE BIBLE STORY**

» **LEARN THE BIBLE VERSE**

» **WRAP IT UP AND PRAY**



God can do all things.

Job 42:2



**God, You are great,
and no one is like You.**

2 Samuel 7:22



God will supply your needs.

Philippians 4:19



We will do what God says.

Exodus 19:8



**The Word of God, the Bible,
lasts forever.**

1 Peter 1:25



I am your God.

Ezekiel 37:27



The Bible teaches about Jesus.

2 Timothy 3:15



**Jesus said, “The Scriptures
tell about Me.”**

Luke 4:21



**God put the rainbow
in the clouds.**

Genesis 9:13



**We have good news!
God keeps His promises.**

Acts 13:32



**I am with you
everywhere you go.**

Genesis 28:15



God will help me.

Isaiah 50:7



**Love God and always
do what He says.**

Deuteronomy 30:20



Today we are learning we have

A POWERFUL AND LOVING GOD!






A POWERFUL and LOVING GOD








**God tells us
what He wants
us to know
and do.**



**God can do
anything.**



**God helps
people have
what they
need.**



**God can do
all things.**

Where did today's Bible story take place?



What is one thing that happened in today's Bible story?



Where in the Bible is today's story found?



Can you name one person from today's Bible story?



What did you learn about God in today's Bible story?



What was your favorite part of today's Bible story?



GOD ⁺⁺is Powerful.

How do we know God is powerful?



The Bible tells us so!

GOD ^{Is} Powerful

By Becky Suggs



GOD ⁺⁺⁺is Powerful.

He tells us what He wants us to know and do.

- + God showed His power when He gave His people special rules to follow.
- + God showed His power when He sent His Son, Jesus, to show us how to live.

What does God want us to do?

He wants us to follow and obey Him.

GOD ⁺⁺is Powerful.

God can do anything.



+ God showed His power by keeping Moses safe in a basket in the Nile River.

God showed His power by leading the Israelites across the Red Sea on dry land.

What can God do?

God can do anything!

GOD ⁺⁺⁺₊ is Powerful.

God helps people have what they need.



+ God showed His power by providing food and water for His people in the wilderness.

What can God provide?

God provides what we need.

GOD

GOD

GOD, YOU are GREAT,
and NO ONE is LIKE YOU.

2 samuel 7:22

GOD

GOD

we will DO
WHAT GOD says.

EXODUS 19:8




1



2




3



4



5




6



Place Mat

Bible Studies for Life Preschool Enhanced CD (Printables), Fall 2025
© 2025 Lifeway. OK to copy.

Instructions: Print one copy per child on cardstock. Laminate or seal with clear contact plastic after the place mat is decorated.



God Provided for the People

God will supply your needs. *Philippians 4:19*

© 2025 Lifeway. OK to copy.



Allergy ALERT

We are using these items today.

Please let the leaders know of any allergies.

Allergy Alert

Bible Studies for Life Preschool Enhanced CD (Printables), Fall 2025
© 2025 Lifeway. OK to copy.

Instructions: Print and post as needed. Refer to the leader guide for suggested activities that require an allergy alert.

North American Missions



Send Columbus Columbus, Ohio

Send Columbus is part of the Send Network. Send Network is a partnership of churches and people working together to start new churches everywhere for everyone.

Finding Hope Center

- Aaron Taylor is pastor of Living Hope Church in Columbus.
- The church began the Finding Hope Center to help people and tell them about Jesus.
- The Finding Hope Center provides families who are facing difficult times a place to get mattresses, bedding, furniture, diapers, wipes, cereals, granola bars, and bottled water.

Chroma Church

- Isaac and Hannah Surh, with the support of friends, started a new church that meets in a middle school in a suburb of Columbus.
- The people of Chroma Church want to help the growing population of people from other countries who now live in the Columbus area know about Jesus.

Pray

- For Aaron and his wife, Elizabeth, and their two daughters as they serve at Living Hope Church.
- For the ministries of Living Hope Church and the Finding Hope Center.
- For Isaac and Hannah and Chroma Church as they help people in Columbus learn about Jesus.



US MAP

Bible Studies for Life Preschool Enhanced CD (Printables), Fall 2025

© 2025 Lifeway OK to copy





SURH FAMILY PHOTO

Bible Studies for Life Preschool Enhanced CD (Printables), Fall 2025

© 2025 Lifeway OK to copy