



PRETEENS

BIBLE STUDIES FOR LIFE®

GOD IS
THE WORD OF GOD
GOD'S PROMISES

PRETEENS LEADER GUIDE
FALL 2025

God is powerful.

GOD CHOSE MOSES



LEADER BIBLE STUDY



LEVEL OF BIBLICAL LEARNING

God is omnipotent—
He is all-powerful,
sovereign, and good.

SCRIPTURE REFERENCE

Exodus 3:1–4:17;
12:31–41; 13:21–22; 14

UNIT VERSE

Our Lord is great,
vast in power; his
understanding is infinite.
Psalm 147:5 (CSB)

WEEKLY VERSE

Our Lord is great,
vast in power; his
understanding is infinite.
Psalm 147:5 (CSB)

SUGGESTED FOR THE WEEK OF

September 14

CONTEXT AND COMMENTARY FOR PERSONAL STUDY AND PREPARATION

It is impossible to overstate the importance of the exodus in the Bible's storyline. The Israelites' escape from Egypt defined God's chosen people more than any other event. They were freed from their captivity by the strong hand of the Lord, the great I AM. Old Testament authors referred to the exodus over 100 times in stories, psalms, wisdom literature, and prophecies.

In Exodus 13, the Lord gave explicit instructions to Moses regarding how the Passover was to be observed. "Remember this day ..." (13:3), "you must ..." (13:5–6), "keep this statute ..." (13:10), "let it serve as a sign ..." (13:9). Repetition in the Bible is an indicator that something is significant to God. Why was God so adamant His people remember what He had done for them in Egypt? As amazing as the first exodus was, it foreshadowed something even greater, and God did not want His people to miss it.

When Jesus walked by the Jordan River roughly 1400 years after God brought the Israelites out of Egypt, John saw Him and called out, "Look, the Lamb of God, who takes away the sin of the world!" (John 1:29) For those who had ears to hear, Jesus' identity was fully revealed from the earliest days of His ministry.

Just as God used Moses to rescue His people from Egypt, He used Jesus to save His people from their sins. (Matthew 1:21) The Israelites were saved by the blood of their Passover lambs, but we are saved by the blood of the perfect Son of God. (1 Peter 1:19) As Pharaoh and his riders were cast into the sea, so is our sin. (Micah 7:19) God led the Israelites with a pillar of fire and cloud, but He leads us, as believers, by the power of His Spirit (Romans 8:14). The Israelites ate manna and drank water from a rock. We are fed by the true Bread of Life (John 6:32–33), and we drink Living Water (John 4:10–14) that allows us to never thirst again.

God's power over Pharaoh was great, but it pointed to a much greater truth. God had the power to save His people once and for all. Jesus was the only One who could lead God's people into the true promised land where anyone who believes would live with Him forever.

As you pray this week, praise God for His acts of power. Ask Him to remind you that nothing is impossible for Him and that He is worthy of all your worship.



PRACTICE BIBLE SKILLS

- State: “Imagine having a name that means ‘he laughs’! That’s what the name *Isaac* means.”
- Direct preteens to Genesis 21.
- Say: “We meet Isaac, son of Abraham, in Genesis 21:3. Isaac’s name describes his father’s reaction when he learned that at age 100, he and his 90-year-old wife would have a son! (Genesis 17:17; 18:12) Through Isaac, God kept His promise to make Abraham the father of many.”
- State: “God chose Isaac to continue His plan to build the nation of Israel. Today we will learn how God chose Isaac’s great-great-great-grandson, Moses, to continue that plan.”

» No advance preparation or supplies needed.



MISSIONS EMPHASIS

- Show the “Aaron Taylor Photos” as you say: “Aaron Taylor started a church called Living Hope Church in Columbus. The church then started a ministry center called Finding Hope. The center provides a place for families to get the help they need and also tells them about Jesus. The center helps local communities with day-to-day ministries and helps churches as they minister to the people in their areas.”
- Place the “US Map” on the floor.
- Direct the preteens to gather around the map and touch it with one finger.
- Lead preteens to pray for Aaron, his wife, Elizabeth, and their two daughters as they serve at Living Hope Church. Also, pray for the ministries of the church and the Finding Hope Center.

» Printables:
“Unit 1 Missions:
Columbus, Ohio”
“US Map”
“Aaron Taylor Photos”



INTRODUCTORY ACTIVITY

- Ask: “How well do you know your classmates? Let’s find out as we play the ‘Name Game.’”
- Distribute two index cards and a pencil to each preteen.
- On one card, instruct each preteen to write her name and three things that describe her. Things might include hair color, sports interests, or hobbies.
- Collect and number the completed cards.
- Read each card aloud. As soon as preteens identify the person you are describing, they should write that person’s name on their second cards.
- After you read the last card, share the matching names.
- Ask preteens to count the names they identified correctly. Congratulate the preteen with the most correct answers.
- Say: “Names are important. Today we will learn how the power of God’s name gave a fearful man the courage to lead.”

» index cards (2 per preteen)
» pencils



STUDY THE BIBLE



» Pack Items

- 1: “Unit 1 Banner”
- 2: “Unit 1 Verse”
- 4: “What’s Happening?”
- 8: “Special Investigation”—Make copies (1 per preteen).

» Teaching Picture 2

» Music

» Videos

» pencils

» marker, index cards—

Write each word of the unit verse on a separate card. Tape the cards under chairs. **Option:** “Unit 1 Verse Cards” (Printables)

» masking tape

» timer

Teaching Tip: Save “What’s Happening?” for use during the unit.

» “Special

Investigation”

Answers: *burning, burn, bush, sandals, holy ground, Pharaoh, Egypt, God, name, AM, ancestors, Abraham, Isaac, Jacob, staff, snake, tail, hand, cloak, diseased, hand, signs, Nile, dry, blood, speaker, mouth, speak, hear, see, Aaron*

1. GETTING TO THE POINT

- Ask: “What would you do if you saw a bush on fire? Run? Call for help?”
- Say: “While there are things you might do, removing your shoes isn’t likely one of them—unless you are Moses, and you have just heard from God!”
- State: “Today we will learn how God used a burning bush—and a pair of sandals—to call Moses to fulfill God’s plan. We will also learn how God displayed His unmatched power as part of that plan.”
- Say: “Grab your Bibles, and let’s learn more about the miracle of the burning bush!”
- Show the “Scripture Sketches” video.

2. LOOK IN THE BOOK

- Say: “Imagine I was holding a match. If I were to strike it to light it, how long do you think it would burn?”
- Ask: “Why doesn’t a match burn very long?” (*The fire consumes all the wood*) “Imagine if a bush outside caught fire. Left alone, that bush would burn down just as a match does. But that’s not what happened to the bush in today’s Bible story! Let’s jump in and learn more.”
- Direct preteens to Exodus 3.
- State: “Moses was watching his father-in-law’s sheep in the wilderness near Mount Horeb. Suddenly, something caught his eye. He couldn’t believe what he saw!”
- Distribute a “Special Investigation” and pencil to each preteen.
- Form pairs. Direct pairs to refer to the Scriptures to fill in the blanks and complete the report.
- Regather. Ask volunteers to share answers as you read the report aloud.
- Say: “God helped Moses and Aaron lead the Hebrew people—the Israelites—out of Egypt. During the day, God led them by a pillar of cloud, and during the night, He led them by a pillar of fire.”
- State: “Soon after the Hebrews left Egypt, their Egyptian slave masters realized how much they missed the Hebrews’ labor. Pharaoh wanted to force the Hebrews to return to Egypt. He chased them with his horses, chariots, horsemen, and army. The Egyptians found the Hebrews camping by the sea. The frightened Hebrews watched their enemies draw near.”
- Direct preteens to read Exodus 14:10-12. Ask: “What did the Hebrews ask Moses when they saw the Egyptians?” (*“Is it because there are no graves in Egypt that you have taken us away to die in the wilderness?”*)
- Choose a volunteer to read aloud Moses’ response in verses 13-14.
- Ask: “What did the Lord command Moses?” Enlist volunteers to read the command in verses 15-18.
- State: “Moses did as the Lord commanded, and the Lord carried out His promise. He parted the Red Sea, forming a wall of water to the left and the right, allowing the people of Israel to walk on dry ground.”



STUDY THE BIBLE

- Ask: “What happened to the Egyptians?”
- Select a volunteer to read aloud verses 26-29.
- Emphasize that on that day, the Hebrew people witnessed the great power of the Lord!

3. REVIEW CHALLENGE

- Show preteens the “What’s Happening?” cube. Point out the directions on each of the cube’s sides.
- Select a preteen to roll the cube. When it stops rolling, ask the preteen to respond to the statement that is faceup. Direct preteens to refer to the teaching picture for help in responding.
- Continue until all preteens have rolled the cube and responded.
- Be sure to cover all information from the review questions in the sidebar.
- Point out the “Unit 1 Banner” and say: “Today we learned that because God is all-powerful, sovereign, and good, He could work in mighty ways to save the Israelites. He still works in mighty ways today—even when we don’t recognize them!”
- Lead preteens to sing “In nite (Psalm 147:5).”

4. UNIT VERSE CHALLENGE

- Point out the “Unit 1 Verse” and lead preteens in reading it aloud.
- Instruct preteens to take a seat.
- Ask: “Are you sitting in a hot seat? You are if you are sitting in a chair with a card taped under it!”
- Direct preteens to look under their chairs for “Unit 1 Verse Cards.”
- Instruct preteens to take the cards to the table, then work together to put the words in the correct order.
- Congratulate preteens when they correctly assemble the verse.
- Collect and shuffle the cards.
- Direct preteens to repeat assembly as quickly as possible and time them.
- Play again, challenging preteens to beat previous times.

5. APPLY THE BIBLE AND PRAY

- Show “The Adventures of Dab and Derek” video.
- Say: “In today’s Bible story, we heard how God spoke to Moses in a burning bush that could not be consumed. We saw how God parted the Red Sea, allowing the Israelites to cross on dry land. We learned that because God is all-powerful, sovereign, and good, He can work in mighty ways to save His people.”
- Stress that God continues to work in ways we may not even recognize!
- Enlist a volunteer to pray, thanking God for the mighty ways He provides for us.
- Dismiss preteens to Live It Out groups.

REVIEW QUESTIONS

- » How did God display Himself to Moses? (*in a burning bush*)
- » What assignment did God give Moses? (*to go to Pharaoh to free the Hebrews*)
- » What name did God provide for Himself? (*I AM WHO I AM*)
- » What signs did God provide Moses? (*the ability to transform his staff into a snake and back into a staff; the ability to make his hand diseased then well again; the ability to turn water into blood*)
- » Who did God send to assist Moses? (*Moses’ brother, Aaron*)
- » How were the Hebrew slaves able to overcome the powerful Egyptian army? (*through the unmatched power of God*)



LIVE IT OUT

CHOICE 1

- » Kids Activity Pages:
“God Is Omnipotent,”
“The Exodus”
- » pencils
- » clear glass jar with lid
- » 1 cup boiling (or
very hot) water—Use
caution with hot water.
- » blue food color
- » aerosol hairspray
- » ice
- » research tools such as
iPads and computers
with internet access—
Enlist adults to help
monitor research.

CHOICE 2

- » Kids Activity Pages:
“God Is Omnipotent,”
“The Exodus”
- » Printables: “Allergy
Alert”—Verify any
food allergies before
beginning this activity.
- » pencils
- » plastic tablecloths
- » paper plates (2 per
preteen)
- » wet wipes
- » paper towels
- » oven—Preheat to 475
degrees.
- » 2 cups all-purpose
flour
- » ½ cup warm water
- » ¼ cup olive oil
- » 1 teaspoon salt
- » 1 or 2 large baking
pans
- » parchment paper—
Line the pans with
parchment paper.

□ CHOICE 1

Conduct a Science Experiment

- Look out the window, or walk outside, and look at the clouds.
- Gather around an iPad or computer. Do an internet search of NOAA types of clouds. Identify the type of clouds you have seen today.
- State: “Clouds are made of water droplets or ice crystals. Let’s conduct an experiment to create a cloud model now.”
- Follow these instructions to create a cloud model:
 - Add a few drops of blue food coloring to the boiling water.
 - Pour one cup of boiling water into the jar.
 - Quickly spray hairspray into the jar and cover with the lid.
 - Cover the lid of the jar with ice. Watch carefully to see a cloud form.
 - After preteens have observed for a bit, remove the lid and watch the cloud escape.
- Say: “The cloud model we created was small, and it didn’t last long. Imagine a cloud so big and long-lasting that you could see it all day, even from far away!”
- Select a volunteer to read Exodus 13:21-22. Ask: “What did God provide the Israelites to lead them through the desert?” (*a pillar of cloud by day and a pillar of fire by night*) “How was God able to create the pillars? He’s omnipotent! Let’s learn what omnipotent means.”
- Encourage kids to work in pairs to complete “God Is Omnipotent” and “The Exodus” on their Kids Activity Pages.
- When finished, allow volunteers to share the answers.
- Say: “God commanded the Israelites to celebrate the Feast of Unleavened Bread. This feast, still celebrated by Jews today, commemorates how God rescued the Israelites from Egyptian slavery.”

□ CHOICE 2

Prepare and Bake Bread

- Encourage kids to work in pairs to complete “The Exodus” on their Kids Activity Pages, then allow volunteers to share the answers.
- Say: “After the tenth plague, the Israelites left Egypt. They left so quickly they didn’t have time to bake their bread properly! Instead, they baked their bread without leaven, a substance such as yeast that makes bread rise. Have you ever tasted unleavened bread? Let’s bake some now.”
- Direct preteens to clean their hands with wet wipes.
- Enlist preteens’ help in baking this recipe: Combine flour, water, oil, and salt in a bowl. Knead the dough until firm and smooth
- Separate the dough into small balls and place on plates (1 per preteen).
- Direct preteens to roll the dough into very thin rounds and place them on the baking sheets.
- Bake for 8–10 minutes or until golden brown and slightly bubbly on top.
- While the bread bakes, direct preteens to complete “God Is Omnipotent.”
- Regather preteens and ask volunteers to share the answer.



LIVE IT OUT

- Distribute the unleavened bread on plates and enjoy!
- Say: “God commanded the Israelites to celebrate the Feast of Unleavened Bread and the Passover Feast. Both feasts, still celebrated by Jews today, commemorate how God rescued the Israelites from Egyptian slavery.”

□ CHOICE 3

Play Relay Games

- Form two teams and invite kids to play the game “Shoeless Wonder!”
- Explain that after the first teammate completes a challenge, she will tag the next person in line and that player will begin the challenge.
- Continue until each person has completed the challenge. The first team to complete all three challenges wins.
- Direct each preteen to take off his right shoe.
- Lead each team to pile its right shoes about 4 feet behind its finish line. Set a medium-size box beside each pile.
- Challenge 1: In “Hop-on-Over,” a preteen will hop on her right foot through the course around cones to the finish line, then back to the start line.
- Challenge 2: In “Shoe Soccer,” a preteen will take off his left shoe. Using only his feet, he will dribble his shoe like a soccer ball—he will move through the course around the cones to the finish line, then back to the start line.
- Challenge 3: In “Shoe Shoot,” a preteen will collect her shoe from the pile, then stand behind the finish line and attempt to toss both shoes in the box, one at a time.
- Instruct teams to begin. Encourage them and congratulate the winners.
- State: “In today’s Bible story, God instructed Moses to take off his shoes because Moses was standing on holy ground. God then gave Moses the power to rescue the Israelites. How did God do that? He is omnipotent!”
- Encourage kids to work in pairs to complete “God Is Omnipotent” and “The Exodus” on their Kids Activity Pages.
- When finished, allow volunteers to share the answers.

□ WRAP UP

- Say: “God called Moses to rescue His people. The calling of Moses points to a greater calling and rescue—the call of Jesus to come to earth to save God’s people from sin.”
- State: “Moses delivered God’s people from physical captivity. Jesus delivered God’s people from spiritual captivity.”
- Ask volunteers to pray. Guide volunteers to pray for boldness in sharing God’s plan for salvation with friends and family.
- Remind kids to take home their One Conversation pages and review them with their families.

Option: Prepare and bake a loaf of bread ahead of time to enjoy rather than waiting on the bread to be baked during the activity.

CHOICE 3






- » Kids Activity Pages: “God Is Omnipotent,” “The Exodus”
- » pencils
- » 6 sport cones
- » masking tape
- » 2 medium-size shoe boxes
- » Set up 2 obstacle courses. For each course, use tape to make a start line on the floor. About 12 feet away, make a finish line. Between the 2 lines, use 3 cones to set up the course. Allow about 3 feet between obstacles, enough room for preteens to hop on 1 foot.

God Chose Moses

GOD IS OMNIPOTENT

God is great because He is omnipotent.
What does *omnipotent* mean?

Use the code
to fill in
the blanks and
find out!

P → 	O → 	R → 
L → 	F → 	W → 
A → 	E → 	U → 

God is _____ - _____ .

UNIT VERSE

Our Lord is great, vast in power;
his understanding is infinite.

PSALM 147:5 (CSB)



THE EXODUS

God chose Moses to lead the Israelites. People were not prepared to leave Egypt, so they had to act quickly. Read Exodus 12:31-41 to see what happened after Pharaoh told them to leave Egypt. Use this passage to help you complete the crossword puzzle.


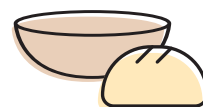

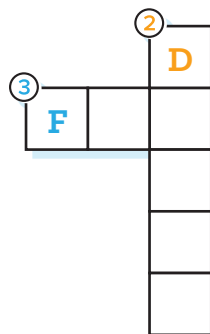
READ EXODUS 13:21-22
to discover what
two items God used to
lead His people.

ACROSS

- ③ What did Pharaoh tell the people to take with them? (*Exodus 12:32*)

DOWN

- ① Besides Aaron and Moses, what group of people did Pharaoh tell to leave? (*Exodus 12:31*)
- ② What did the group have to carry with them because they ran out of time to prepare it? (*Exodus 12:34*)



BIBLE STUDIES FOR LIFE®

1

CONVERSATION

LIFE POINT

God is powerful.



THE BIBLE MEETS LIFE

Through the Bible story, your preteen heard how God showed His power to Pharaoh. God freed His people! Then God showed His power again by parting the Red Sea for the Israelites.



LIVE IT OUT

Help your preteen name the ways God showed His power when the Israelites left Egypt. Lead your preteen to write the words of Psalm 147:5 on a sticky note and place it in her room, on the refrigerator, or on a mirror as a reminder that God is powerful!



LEVEL OF BIBLICAL LEARNING

God is omnipotent—He is all-powerful, sovereign, and good.



DAILY BIBLE READING

Sunday: Psalm 147:5

Monday: Ephesians 6:10

Tuesday: Isaiah 40:29

Wednesday: Romans 1:20

Thursday: 1 Corinthians 6:14

Friday: Zephaniah 3:17

Saturday: Psalm 59:17

God Chose Moses

EXODUS 3:1–4:17; 12:31–41;
13:21–22; 14

One day Moses saw a bush that was on fire. An angel appeared to Moses in a flame, but the bush did not burn up! Suddenly, God called from the bush, “Moses! Moses! Take off your sandals. You are standing on holy ground.” Then God said, “I have seen how My people are suffering in Egypt. Go, Moses. I want you to lead My people out of Egypt!”

Moses was uncertain. “Who am I that I should go and bring the people out of Egypt? What will I say when the people want to know Who sent me? What should I tell them?”

God said, “I AM WHO I AM. Say, ‘I AM’ has sent me!”

God gave Moses three miraculous signs. One turned Moses’ staff into a snake and back into a staff. Next, God covered Moses’ hand with a skin disease and healed it. Finally, God said He would turn the water from the Nile River to blood. God assured Moses that these signs would show the people that God had sent him. After some time, Pharaoh came to Moses and his brother, Aaron, and told them to go and be free and worship their Lord.

God led the Israelites through the wilderness toward the Red Sea, and He gave them a pillar of cloud in the daytime and a pillar of fire that lit up the night. Soon, Pharaoh wondered why he released his slaves, so he took more than 600 chariots and hundreds of troops to chase after the Israelites.

The chariots started to come closer, and the Israelites cried to Moses, “What have you done? It would have been better to stay in Egypt than to die in the wilderness!” Moses lifted his staff and stretched out his hand. God pushed back the waters, and the Israelites walked to the other side on dry ground.

All of Pharaoh’s horses, chariots, and officers chased after the Israelites and went into the dry bed of the sea. God told Moses to stretch his hand out over the sea again. When Moses did, the sea splashed back into place and covered all of Pharaoh’s chariots. Not one Egyptian survived. When the Israelites saw the great power of God, they trusted God and believed in Him.

WEEKLY VERSE Psalm 147:5



Check out our **BIBLE STUDIES FOR LIFE AT HOME** resource for weekly family discipleship and worship.



GOD CHOSE MOSES

ACTS 3:1-4:17; 12:31-41; 13:21-22; 14 • TEACHING PICTURE 2

Preteens | © 2025 Lifeway Christian Resources

LIFE POINT

God is powerful.

UNIT VERSE

Psalm 147:5

WEEKLY VERSE

Psalm 147:5

God Chose Moses

One day Moses saw a bush that was on fire. An angel appeared to Moses in a flame, but the bush did not burn up! Suddenly, God called from the bush, “Moses! Moses! Take off your sandals. You are standing on holy ground.” Then God said, “I have seen how My people are suffering in Egypt. Go, Moses. I want you to lead My people out of Egypt!”

Moses was uncertain. “Who am I that I should go and bring the people out of Egypt? What will I say when the people want to know Who sent me? What should I tell them?”

God said, “I AM WHO I AM. Say, ‘I AM’ has sent me!”

God gave Moses three miraculous signs. One turned Moses’ staff into a snake and back into a staff. Next, God covered Moses’ hand with a skin disease and healed it. Finally, God said He would turn the water from the Nile River to blood. God assured Moses that these signs would show the people that God had sent him. After some time, Pharaoh came to Moses and his brother, Aaron, and told them to go and be free and worship their Lord.

God led the Israelites through the wilderness toward the Red Sea, and He gave them a pillar of cloud in the daytime and a pillar of fire that lit up the night. Soon, Pharaoh wondered why he released his slaves, so he took more than 600 chariots and hundreds of troops to chase after the Israelites.

The chariots started to come closer, and the Israelites cried to Moses, “What have you done? It would have been better to stay in Egypt than to die in the wilderness!” Moses lifted his staff and stretched out his hand. God sent a wind that pushed back the waters, and the Israelites walked to the other side on dry ground.

All of Pharaoh’s horses, chariots, and officers chased after the Israelites and went into the dry bed of the sea. God told Moses to stretch his hand out over the sea again. When Moses did, the sea splashed back into place and covered all of Pharaoh’s chariots. Not one Egyptian survived. When the Israelites saw the great power of God, they trusted God and believed in Him and His servant Moses.

REVIEW QUESTIONS

- »How did God display Himself to Moses? (*in a burning bush*)
- »What assignment did God give Moses? (*to go to Pharaoh to free the Hebrews*)
- »What name did God provide for Himself? (*I AM WHO I AM*)
- »What signs did God provide Moses? (*the ability to transform his staff i to a snake and back into a sta ; the ability to make his hand leprous then well again; the ability to turn water into blood*)
- »Who did God send to assist Moses? (*Moses’ brother, Aaron*)
- »How were the Hebrew slaves able to overcome the powerful Egyptian army? (*through the unmatched power of God*)

—BASED ON EXODUS 3:1–4:17; 12:31–41; 13:21–22; 14

***OUR LORD IS GREAT,
VAST IN POWER;
HIS UNDERSTANDING
IS INFINITE.***



(CSB)

***GREAT IS OUR LORD,
AND MIGHTY IN POWER;
HIS UNDERSTANDING
IS INFINITE.***




(NKJV)

***GREAT IS OUR LORD,
AND ABUNDANT IN POWER;
HIS UNDERSTANDING
IS BEYOND MEASURE.***



[ESV]

***GREAT IS OUR LORD
AND MIGHTY IN POWER;
HIS UNDERSTANDING
HAS NO LIMIT.***



[NIV]



CUBE ASSEMBLY

- ✓ Cut out the cube.
- ✓ Fold the cutout along its inside lines to form the cube.
- ✓ Secure the cube with clear tape.

Describe what happened before this picture.

Describe what is happening in this picture.

Describe what happened after this picture.

Name where the scene in the picture is taking place.

Name the people you see in this picture.


Share a truth you learned from this picture.

THE TEMPLE TIMES

SPECIAL INVESTIGATION:



THE BURNING BUSH



SINAI DESERT—Our story begins near Mount Horeb, also known as Mount Sinai. Moses was tending the sheep of his father-in-law, Jethro, when he noticed a b _____ g bush.

Miraculously, the bush would not _____ n up! (*Exodus 3:1-2*) Suddenly, Moses heard God's voice call to him from the b _____. (*Exodus 3:4*) "Do not come closer. Take off your s _____ s," God told Moses, "for you are standing on h _____ y g _____ d." (*Exodus 3:5*) "I'm sending you to P _____ h to lead My people, the Israelites, out of E _____ t." (*Exodus 3:10*)

"I am not the right man for the job!" Moses protested. But God assured Moses that _____ d would be with him. Still afraid, Moses asked, "When I meet with the Israelites and tell them Your plan, what should I tell them is Your n _____ ?" (*Exodus 3:13*)

Say, "I AM WHO I AM. I _____ has sent you," God replied. "Tell them I am the Lord the God of their a _____ s, the God of A _____ m, the God of I _____ c, and the God of J _____ b." (*Exodus 3:14-16*)

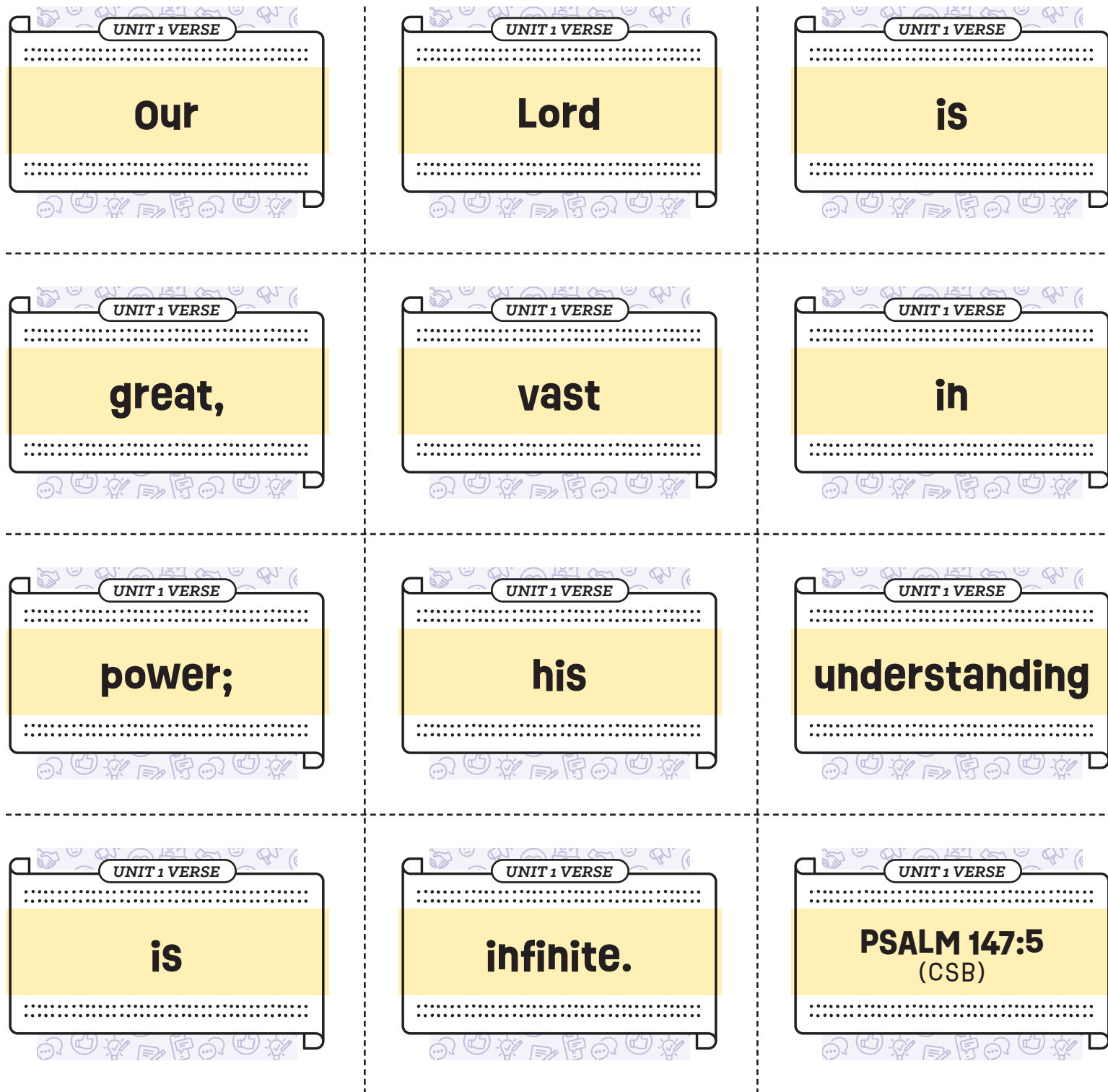
Still afraid, Moses replied, "But the people won't believe or listen to me!" (*Exodus 4:1*) "Throw your s _____ on the ground," God instructed. Moses obeyed, and the staff turned into a s _____ e! "Now, pick up the snake by its _____ l," God commanded. The snake turned back into a staff! God then said, "Put your _____ inside your c _____ k, then take it out." Moses obeyed, and his hand became d _____ d! "Repeat the action," God said. Moses did, and his _____ d became like the rest of his skin! "If they don't believe these first two _____ s or listen to you," God said, "take water from the N _____ and pour it on d _____ ground. The water will turn to b _____ ." (*Exodus 4:2-9*)

But Moses was still afraid. "I am not a good s _____ r," he complained! (*Exodus 4:10*)

"Who made man's m _____ h?" God asked. "Who gave man the ability to s _____ k, h _____ r, and s _____ ? Wasn't it Me? I will go with you and teach you what to say." (*Exodus 4:11-12*)

But Moses was still afraid. "Lord, please send someone else!" he pleaded." (*Exodus 4:13*)

"Take your brother, A _____ ," God said. "I will teach you both what to do." (*Exodus 4:14-16*)



UNIT 1 VERSE CARDS

Bible Studies for Life Kids Grades 1–6 Enhanced CD (Printables), Fall 2025

© 2025 Lifeway OK to copy

IMAGE CREDIT: SHUTTERSTOCK.COM

INSTRUCTIONS: Print, cut apart the cards, and use with Preteens during Unit 1, Session 2, Study the Bible.

UNIT 1 VERSE

Great

UNIT 1 VERSE

is

UNIT 1 VERSE

our

UNIT 1 VERSE

Lord,

UNIT 1 VERSE

and

UNIT 1 VERSE

mighty

UNIT 1 VERSE

in

UNIT 1 VERSE

power;

UNIT 1 VERSE

His

UNIT 1 VERSE

understanding

UNIT 1 VERSE

is

UNIT 1 VERSE

infinite.

UNIT 1 VERSE

PSALM 147:5
(NKJV)

UNIT 1 VERSE

Great

UNIT 1 VERSE

is

UNIT 1 VERSE

our

UNIT 1 VERSE

Lord,

UNIT 1 VERSE

and

UNIT 1 VERSE

abundant

UNIT 1 VERSE

in

UNIT 1 VERSE

power;

UNIT 1 VERSE

his

UNIT 1 VERSE

understanding

UNIT 1 VERSE

is

UNIT 1 VERSE

beyond

UNIT 1 VERSE

measure.

UNIT 1 VERSE

PSALM 147:5
(ESV)

UNIT 1 VERSE

Great

UNIT 1 VERSE

is

UNIT 1 VERSE

our

UNIT 1 VERSE

Lord

UNIT 1 VERSE

and

UNIT 1 VERSE

mighty

UNIT 1 VERSE

in

UNIT 1 VERSE

power;

UNIT 1 VERSE

his

UNIT 1 VERSE

understanding

UNIT 1 VERSE

has

UNIT 1 VERSE

no

UNIT 1 VERSE

limit.

UNIT 1 VERSE

PSALM 147:5
(NIV)



ALLERGY ALERT

*Please let a leader know
if your child has any allergies.*

Today we will be ...

Columbus, Ohio



Send Columbus

Columbus, Ohio, describes itself as all-American, typical, ordinary, average and so normal that they are special. If you ask any researcher or big business what America thinks or wants, you come to Columbus, Ohio.

Columbus is closer to the average US demographic (part of the population who share characteristics such as age, gender, ethnicity, or income) than any other major city in the nation. No matter how you look at Columbus—by race, income, and even spirituality—Columbus is all-American. That's why it is not surprising that people everywhere know who Columbus is.

With the Ohio State University, Columbus has one of the largest on campus community in the world. And with immigrant communities like the 80,000 Nepalis and 40,000 Somalians living there, their influence reaches way past the city limits. There are over 2 million people in the city, but only 1 out of every 10 is a believer.

Even though it seems like there are so few believers around that the gospel is pretty much invisible in Columbus, but don't believe it. In the city called the most American city in the nation, people are hearing the gospel for the first time and more new churches are being started than ever before. But more churches need to be started. That's where we come in. We can pray for those who start churches and send money or supplies to help them. By working together, there is no limit to what God can do in Columbus.



**UNIT 1 MISSIONS: US MAP**

Bible Studies for Life Kids Grades 1–6 Enhanced CD (Printables), Fall 2025

© 2025 Lifeway OK to copy

INSTRUCTIONS: Print and use during Unit 1, Sessions 1, 2, and 4.



UNIT 1 MISSIONS: AARON TAYLOR PHOTOS

Bible Studies for Life Kids Grades 1–6 Enhanced CD (Printables), Fall 2025

© 2025 Lifeway OK to copy

INSTRUCTIONS: Print and use during Unit 1, Sessions 2 and 4.





UNIT 1 MISSIONS: SURH FAMILY PHOTO

Bible Studies for Life Kids Grades 1–6 Enhanced CD (Printables), Fall 2025

© 2025 Lifeway OK to copy

INSTRUCTIONS: Print and use during Unit 1, Sessions 3 and 4.