

*13 media-driven, interactive worship
experiences for preschoolers*

PRESCHOOL

BIBLE STUDIES FOR LIFE®

Worship

How-to USE

PRESCHOOL

**BIBLE
STUDIES
FOR LIFE®**

Worship

Bible Studies For Life: Preschool Worship enables kids to experience an interactive large-group worship in a kid-friendly setting! The curriculum can be customized to fit the needs of your kids, leaders, and worship environment. Included are Bible stories, worship songs, videos, games, Bible verse activities, and more. There also are ideas for small group activities if you have a drop-off time before the session begins or a pick-up time as parents arrive at the end of the session. In the chart below is a breakdown of a suggested schedule. Adapt it to fit your time and space.

PRODUCTION NOTES

Tailor *Preschool Worship* to your kids and leaders:

- For an easy prep: Enlist a Worship Leader to show the music videos and lead the songs. Prepare the Connection Point Game and Bible Verse activity, and show the videos for the Bible Story and Connection Point Missions.
- Have an additional leader? Enlist that person to lead the Connection Point Game, Bible Verse activity, and missions. Then prepare and tell the Bible story for an interactive experience with your kids.
- Do you have musicians who would like to lead worship songs? Check out the lead sheets on the DVD-ROM or substitute your songs.
- Need easy ideas for decorating your stage area? See “Decorating Tips” in the How-To section on the DVD-ROM.

HUDDLE UPS	Optional small group activities for use during arrival time or dismissal	Small Group Leaders
COUNTDOWN VIDEO	Signals the end of Huddle Ups and beginning of worship time	Video
WORSHIP SONG	Use preselected song or choose one of your own	Video or Worship Leader/Team options
WELCOME AND PRAYER	Introduction to the Bible story and Bible verse	Bible Study Leader
CONNECTION POINT GAME	Interactive game to create excitement about the day’s Bible story or Life Point	Connection Point Leader
WORSHIP SONG	Use preselected song or choose one of your own	Video or Worship Leader/Team options
BIBLE STORY	Interactive Bible story told by Bible Study Leader or video	Bible Study Leader or video option
WORSHIP SONG AND OFFERING	Offering; Choose a favorite worship song	Worship Leader/Team
CONNECTION POINT BIBLE VERSE	Interactive Bible Verse activity	Connection Point Leader
CONNECTION POINT MISSIONS	Missions video and summary	Video and Connection Point Leader
REAL LIFE CONNECTIONS	Application of the Life Point to kids’ lives	Bible Study Leader

UNIT 1: A POWERFUL AND LOVING GOD

Session 2: God Chose Moses

BIBLE PASSAGE

Exodus 3; 12:31-41; 13:21-22; 14

LIFE POINT

God can do all things.

CHRIST FOCUS

Jesus can do anything because He is God's Son.

LEVEL OF BIBLICAL LEARNING

God can do anything.

SUGGESTED USE DATE: September 14**BIBLE VERSE**

God, You are great, and no one is like You.

2 Samuel 7:22 (*Paraphrase*)You are great, Lord GOD. There is no one like you. 2 Samuel 7:22 (*CSB*)Thou art great, O LORD God: for there is none like thee. 2 Samuel 7:22 (*KJV*)**SUPPLY LIST****Arrival Huddle Up**

- painter's tape

Bonus Huddle Up

- crayons
- "God Chose Moses" coloring sheet (*1 per child*)

Dismissal Huddle Up

- pool noodle

Worship Song

- none

Welcome and Prayer

- none

Connection Point Game

- 2 large bowls
- sponge
- pitcher of water
- towels

Worship Song

- none

Bible Story

- Bible
- sunscreen
- sunglasses
- hat

Worship Song and Offering

- none

Connection Point Bible Verse

- none

Connection Point Missions

- none

Real Life Connections

- One Conversation Page (*1 per child*)
- blue crepe paper

MUSIC AND MEDIA

- **Countdown:**
"Countdown" video
- **Worship Song:**
"God, You Are Great (2 Samuel 7:22)" video
- **Welcome and Prayer:**
Life Point and *Bible Verse* slides
- **Connection Point Game:**
Connection Point Game slide
- **Worship Song:**
"God's Love" video
- **Bible Story:**
Bible Story and *Christ Focus* slides; "Bible Story Time" video (*optional*)
- **Worship Song and Offering:**
Worship song of your choice
- **Connection Point Bible Verse:**
Connection Point Bible Verse and *Bible Verse* slides
- **Connection Point Missions:**
Connection Point Missions and *Connect to Missions* slides
- **Real Life Connections:**
Real Life Connections and *Life Point* slides

Media Note: Look for the play button symbol (▶) to easily identify media cues.

HUDDLE UPS

Huddle Ups are optional activities for churches that have a drop-off time before the session begins or a pick-up time as parents arrive at the end of the session. It's a great time for interaction with a small group leader through games, conversations, or review questions.

- ➡ Estimated time: varies according to schedule
- ➡ Tech: none
- ➡ People: Small Group Leaders
- ➡ Supplies (for each small group):
 - Arrival Huddle Up—painter's tape
 - Bonus Huddle Up—crayons, "God Chose Moses" coloring sheet (1 per child)
 - Dismissal Huddle Up—pool noodle

ARRIVAL HUDDLE UP

(Form small groups. Lead the following Huddle Up activity as preschoolers arrive for worship time.)

Prep: Tape 2 long, parallel lines on the floor. Space the lines about 5 feet apart.

- Instruct preschoolers to stand along the parallel lines, facing one another.
- Suggest that preschoolers pretend the space between the taped lines is the sea.
- Explain that when you shout: "Sea," preschoolers should hop into the "water."
- Inform preschoolers that when you shout: "Land," they should hop onto the line.
- Randomly call the words *sea* and *land* as preschoolers hop back and forth.
- Challenge preschoolers to concentrate so they remain in place when you call the same word consecutively.
- Ask: "Have you ever visited the beach and played in the water?"
- Mention that the people in today's Bible story camped near the sea. They waited for God to tell them where to go next.

BONUS HUDDLE UP

(This is an extra Huddle Up activity to be used during arrival or dismissal time.)

Prep: Print this session's coloring sheet (available on the DVD-ROM).

- Mention that God chose Moses to lead the Israelites out of the land of Egypt.
- Distribute crayons and coloring sheets.
- Invite preschoolers to color on their pages.

DISMISSAL HUDDLE UP

(Lead small groups in the following Huddle Up activity as they wait for pick-up.)

Prep: none

- Review the Life Point: **God can do all things.**
- Recall that God told Moses to lift his staff and stretch his hand over the sea. God made a path through the sea so the people could walk across it on dry ground!
- Gather preschoolers on one side of the room.
- Direct preschoolers to stand side by side.
- Lead preschoolers to play a game similar to "Red Light, Green Light."
- Stand on the opposite side of the room, facing the preschoolers.
- Explain that when you lift your "staff" (the pool noodle), the children may move toward you.
- Caution that the group must "freeze" and stand very still when you lower your staff.
- Remark that the first child to reach you should say the Life Point: **God can do all things.**
- Play additional rounds as your time allows.

COUNTDOWN VIDEO

- ➡ Estimated time: 3 minutes
- ➡ Tech: "Countdown" video
- ➡ People: none
- ➡ Supplies: none
- Play the video 3 minutes prior to the start of your worship time.

WORSHIP SONG

- ➡ Estimated time: 3 minutes
- ➡ Tech: Music video, mics for singers, lights *(optional)*
- ➡ Music: “God, You Are Great (2 Samuel 7:22)” *(lead sheet available on DVD-ROM)* or download a worship song of your choice
- ➡ People: Worship Leader and/or Worship Team
- ➡ Supplies: none

WORSHIP LEADER

Today is my favorite day of the week! Would you like to know why? It's because I get to worship God with friends like you!

Before we sing, turn to someone near you and tell about something amazing that you have seen or done. *(Allow preschoolers to respond.)*

I heard you talking about some really great things, but there is nothing greater than God! He can do anything! Let's stand and sing about how great God is!

(Preschoolers stand to sing.)

► Show the music video.

WELCOME AND PRAYER

- ➡ Estimated time: 5 minutes
- ➡ Tech: *Life Point* and *Bible Verse* slides
- ➡ People: Bible Story Leader
- ➡ Supplies: none

BIBLE STORY LEADER

I'm so glad to see each of you at church today! I like being together, singing songs to God, and hearing Bible stories!

Not very long ago, you couldn't sing songs because you were just a baby! You couldn't even talk yet! Now that you're older, you can talk, walk, and dress yourself. What are some other things that you can do? *(Allow for responses.)*

You can do lots of things! As you get older, you'll learn to do even MORE things!

People can do lots of things, but we can't do everything. People can't make the sun shine, but God can! People can't stop a storm, but God can! People can't put a rainbow in the sky, but do you know who can? *(Allow for responses.)* Yes, God can! God can do anything!

► Show the Life Point slide.

God can do all things. Say that with me: **“God can do all things.”**

God can do things that people cannot do. There is no one like God!

Listen as I say today's Bible verse, and then we will say it together. *(Say your preferred version of the Bible verse. Lead preschoolers to repeat the verse after you.)*

► Show the Bible Verse slide.

BIBLE VERSE:

(Select your preferred version.)

- God, You are great, and no one is like You. 2 Samuel 7:22 *(Paraphrase)*
- You are great, Lord GOD. There is no one like you. 2 Samuel 7:22 *(CSB)*
- Thou art great, O LORD God: for there is none like thee. 2 Samuel 7:22 *(KJV)*

Let's pray and tell God how great He is! We can tell God that we love Him and praise Him for the great things that He can do.

(Lead preschoolers to pray.)

CONNECTION POINT GAME

- ➡ Estimated time: 10 minutes
- ➡ Tech: *Connection Point Game* slide
- ➡ People: Connection Point Leader, 4 kids
- ➡ Supplies: 2 large bowls, sponge, pitcher of water, towels

GAME INSTRUCTIONS:

- Set 2 bowls side by side on a towel.
- Fill 1 bowl with water.

- Place a sponge in the bowl of water.
- Choose 4 players.
- Lead players to form a line several feet away from the bowls.
- Tell the first player to quickly move to the bowls, remove the sponge, and squeeze the water from the sponge into the other bowl.
- Explain that the player will place the sponge back in the first bowl and return to tag the next player.
- Tell players to continue the relay until they move all of the water into the second bowl.
- **Leader note:** Stand near the bowls to help direct players and quickly dry any spills. (Note that players do not carry a wet sponge back and forth! The sponge should always be with the bowls.)

CONNECTION POINT LEADER

- Show the Connection Point Game slide.

Let's play a water game! Who would like to play?
(Choose four players.)

(Demonstrate as you explain.) Players, I have two bowls. One is full of water, and one is empty. The first person in line will hurry to the bowls, take the sponge out of the first bowl, and squeeze all of the water from the sponge into the other bowl. Then put the sponge back in the first bowl, go back to your team, and tag the next player.

Keep playing until your team moves all of the water from one bowl to the other! Does everyone know what to do? (Answer any questions and play the game.)

Is all of the water in the other bowl? Let's see! (Observe the bowls.) Hmm ... most of the water is in the new bowl, but look! The first bowl is still wet! Would someone like to help me dry it? (Invite a child to use a towel to help you dry the bowl.)

After we sing, we will hear about something amazing that God did. God moved the water in the sea and made a dry path! That's something only God can do! He can do all things.

WORSHIP SONG

- ➡ Estimated time: 3 minutes
- ➡ Tech: Music video, mics for singers, lights (optional)
- ➡ Music: "God's Love" (lead sheet available on DVD-ROM) or download a worship song of your choice
- ➡ People: Worship Leader and/or Worship Team
- ➡ Supplies: none

WORSHIP LEADER

I'm excited to hear our Bible story! God loved Moses and the Israelites. God took care of the people and kept them safe as they crossed the sea. Let's stand and sing about God's love.

(Preschoolers stand to sing.)

- Show the music video.

BIBLE STORY

- ➡ Estimated time: 10 minutes
- ➡ Tech: Bible Story and Christ Connection slides; "Bible Story Time" video (optional)
- ➡ People: Bible Story Leader
- ➡ Supplies: Bible, sunglasses, hat, sunscreen

Option 1: Show the Bible Story video: "Bible Story Time." Conclude with prayer.

Option 2: Gather the suggested supplies and tell the following Bible story.

BIBLE STORY LEADER

- Show the Bible Story slide.

Have you ever played outside on a sunny day? (Allow for responses.) It's fun to be outside, but it's important to stay safe in the sun.

(Show the sunscreen.) When I work outside, I wear sunscreen. Sunscreen is a lotion that keeps my skin from getting burned. Wearing sunscreen is a good idea when you'll be in the sun for a long time.

Then I put on my sunglasses. (Put on the sunglasses.) Sunglasses keep my eyes safe from the bright sunlight.

Next, I put on my hat! (*Put on the hat.*) Do you like it? The hat helps keep the sun from my face and neck.

After putting on my sunscreen, sunglasses, and hat, I'm ready to get to work! All these things keep me safe from the sun! (*Set the items aside.*)

You know what? Staying safe reminds me of a Bible story. Let me tell you about a time when God kept the people of Israel safe. God didn't need sunscreen or hats to keep the people safe. Let me tell you what happened!

(*Open the Bible to Exodus 3.*)

One day Moses saw something strange. A bush was on fire, but it didn't burn up! *Why isn't the bush burning up?* he wondered. Moses went to get a closer look.

(*Read Exodus 3:4.*)

When [GOD] saw that [Moses] had gone over to look, God called out to him from the bush.

God spoke to Moses! God said He had heard the people's prayers and knew how hard their lives were in Egypt. God told Moses to go to Pharaoh, the ruler, and tell him to let God's people go. God wanted Moses to lead the Israelites out of Egypt.

Moses did what God said to do, and Pharaoh let the Israelites leave Egypt. The people left quickly, and God told Moses to camp near the sea. God knew that Pharaoh would change his mind, but God had a plan to keep the people safe!

Just as God had said, Pharaoh changed his mind about letting the people leave Egypt. Pharaoh and his army chased after the Israelites!

The Israelites saw the army coming and were afraid. They prayed to God for help. Moses told the people not to be afraid because he knew God would take care of them.

God told Moses to lift his staff and stretch his hand over the sea. God said the water would divide so the Israelites could walk across the sea on dry ground!

(*Read Exodus 14:21-22.*)

Then Moses stretched out his hand over the sea. [God] drove the sea back ... and the Israelites went through the sea on dry ground.

God made a dry path through the sea, and the Israelites walked to the other side! God kept the people safe! Then God told Moses to stretch his hand out over the sea again. The water covered the dry path so Pharaoh's army couldn't reach the Israelites. God saved His people!

(*Close the Bible.*)

That's amazing! How did God keep the Israelites safe from Pharaoh's army? (*Allow for responses.*) God made a dry path in the sea! Nothing is too hard for God!

► *Show the Christ Focus slide.*

God and Jesus can do anything! The Bible says that Jesus did things no other person could do. Jesus can do anything because He is God's Son!

God helped the Israelites, and God can help you, too. You can pray to God and ask Him for help. God hears you when you talk to Him, just like God heard the Israelites! Let's talk to God, right now!

(*Lead preschoolers to pray.*)

WORSHIP SONG AND OFFERING

- ➡ Estimated time: 3 minutes
- ➡ Tech: mics for singers, lights (*optional*)
- ➡ Music: Use a favorite song or download a worship song of your choice.
- ➡ People: Worship Leader and/or Worship Team
- ➡ Supplies: none

WORSHIP LEADER

God helped the Israelites! How does God help YOU? (*Allow for responses.*) God helps you have the things you need! He gives you air to breathe and makes food to grow. God gave you a family and other grown-ups who care for you. Best of all, God sent Jesus! Those are things that only God can do!

Optional Giving Segment:

It's time to give an offering. Some of the money that people give at church helps others hear that God can do all things. If you would like to give an offering today,

(Give your own directions for how preschoolers can give their offerings. After you collect the offering, guide preschoolers to stand for the worship song.)

► *Play your selected worship song.*

CONNECTION POINT BIBLE VERSE

- ➡ Estimated time: 5-8 minutes
- ➡ Tech: *Connection Point Bible Verse* and *Bible Verse* slides
- ➡ People: Connection Point Leader, all kids
- ➡ Supplies: none

ACTIVITY INSTRUCTIONS:

- *Select your preferred version of the Bible verse.*
- *Say the verse and lead preschoolers to repeat it after you.*
- *Teach the following motions for key words of the Bible verse:*
 - *God—Point up.*
 - *great—Flex muscles.*
 - *no one/none—Cross index fingers to make an X.*
- *Lead preschoolers to say the verse and perform the motions.*
- *Repeat the verse several times as time allows.*

BIBLE VERSE:

(Select your preferred version.)

- God, You are great, and no one is like You.
2 Samuel 7:22 (*Paraphrase*)
- You are great, Lord GOD. There is no one like you.
2 Samuel 7:22 (*CSB*)
- Thou art great, O LORD God: for there is none like thee. 2 Samuel 7:22 (*KJV*)

CONNECTION POINT LEADER

► *Show the Connection Point Bible Verse slide.*

It's time to say our Bible verse! Listen as I say the verse, and then we will say it together.

► *Show the Bible Verse slide.*

(Say the verse. Lead preschoolers to repeat the verse after you.)

Today we heard about two amazing things that God did to help the Israelites. First, God spoke to Moses from a burning bush! The bush was on fire, but it did not burn up! Next, God made a dry path through the sea so the people could walk safely to the other side. Those are things that only God can do!

There is no one like God! He can do anything! Let's work together to learn today's Bible verse.

(Lead the activity.)

CONNECTION POINT MISSIONS

- ➡ Estimated time: 5-8 minutes
- ➡ Tech: *Connection Point Missions* and *Connect to Missions* slides
- ➡ People: Connection Point Leader
- ➡ Supplies: none

CONNECTION POINT LEADER

► *Show the Connection Point Missions slide.*

Someone raise your hand and tell me something that people need. *(Allow for responses.)* You thought of lots of things that people need!

► *Show the Connect to Missions slide.*

Aaron Taylor is pastor of Living Hope Church in Columbus, Ohio. The church tells people in the area about Jesus and helps them have the things they need.

The church began a ministry center called the Finding Hope Center. The center is where families can get items that they need, such as beds, blankets, and furniture.

Let's pray for Aaron and his family as they serve at Living Hope Church.

(Lead preschoolers to pray.)

REAL LIFE CONNECTIONS

- ➔ Estimated time: 3-5 minutes
- ➔ Tech: *Real Life Connections* and *Life Point* slides
- ➔ People: Bible Story Leader
- ➔ Supplies: One Conversation Page (*1 per child*), blue crepe paper

ACTIVITY INSTRUCTIONS:

- Tear a crepe paper streamer for each child.
- Form 2 groups of preschoolers.
- Guide the groups to form lines, facing each other. Space the lines several feet apart.
- Give each child a streamer.
- Lead preschoolers to wave the streamers to simulate the parting of the sea.
- Invite the first preschoolers in each line to say together the Life Point (God can do all things), walk between the lines, and rejoin the lines at the other end.
- Continue, inviting each new pair to say aloud the Life Point and walk between the lines as the other children wave their streamers.
- Play until each child takes a turn.
- **Leader note for older preschoolers:** Lead older preschoolers to say your preferred version of 2 Samuel 7:22 instead of the Life Point.

Leader note: Print this session's One Conversation Page (available on the DVD-ROM).

BIBLE STORY LEADER

- Show the Real Life Connections slide.

God can do all things. He can do things that people cannot do!

Let's play out part of the Bible story by lining up and pretending to be walls of water. Everyone will have a turn to walk through the sea on dry land!

(Lead the activity.)

- Show the Life Point slide.

God can do all things. Say that with me: **"God can do all things."**

God really can do all things! God talked to Moses from a burning bush, led the Israelites out of Egypt, and made a dry path through the sea! God can do anything.

I hope that you'll think about God this week and tell someone about all that God can do. I'll see you again next time, and we will hear more about God!

Leader notes:

- If you plan to utilize the Dismissal Huddle Up, guide preschoolers to their small groups.
- Send each child home with a One Conversation Page. Suggest families check out the "At Home" discipleship option at the bottom of the page.

Decorating IDEAS

UNIT 1: A POWERFUL AND LOVING GOD

- Piece together large sheets of bulletin board paper to cover an entire focal wall. Tape the backs of the papers together, using clear packing tape. Use various colors of spray paint to create a graffiti wall. In the center of the paper use a fun, graffiti-style font to spray paint *GOD CAN DO ANYTHING*. Paint fun shapes and squiggles in various sizes and colors to fill the paper. Fill a paint brush with acrylic paint and flick it toward the paper to create paint splatters. Tape the finished artwork to a focal wall.
- Gather several drop cloths (*or bed sheets*) and spatter them with paint. Arrange the cloths on the floor of the stage area.
- Set a large A-frame ladder on the drop cloths. (*Ladder is for decorating purposes only. Keep away from children.*) Add other painting elements such as brushes, rollers, empty paint cans, paint trays, and so on.

UNIT 2: THE WORD OF GOD

- Search online for free Bible story illustrations. Print the illustrations and mount them on brightly colored papers. Display the illustrations around your worship area. (*Option: Print the Bible story coloring pages from the DVD-ROM.*)
- Place a table where children will see it as they arrive for worship. Fill the table with Bibles of various shapes, sizes, colors. Encourage kids to look at the Bibles and compare them.
- Cover a wall with bulletin board paper. Provide markers or crayons. Encourage kids to draw on the paper illustrations of their favorite Bible stories.

UNIT 3: GOD'S PROMISES

- Create a tree house theme for your stage area. Use nature items to accentuate the scene, such as: greenery, burlap, artificial flowers, and rocks.
- Use a large cardboard appliance box to fashion a tree house. Paint the box fun colors, using acrylic paints.
- Use colored crepe paper to make a rainbow that spans the width of your stage.
- Cut large cloud shapes from poster board. Glue cotton balls or quilting batting to cover each cloud shape. Attach the clouds to fishing line and hang them from the ceiling.

UNIT 1: A POWERFUL AND LOVING GOD

Session 2: God Chose Moses

PRESCHOOL

BIBLE
STUDIES
FOR LIFE®

Worship

HUDDLE UPS

BIBLE PASSAGE

Exodus 3; 12:31-41; 13:21-22; 14

LIFE POINT

God can do all things.

ARRIVAL HUDDLE UP

(Form small groups. Lead the following Huddle Up activity as preschoolers arrive for worship time.)

- ➔ *Supplies: painter's tape*
- ➔ *Prep: Tape 2 long, parallel lines on the floor. Space the lines about 5 feet apart.*
- Instruct preschoolers to stand along the parallel lines, facing one another.
- Suggest that preschoolers pretend the space between the taped lines is the sea.
- Explain that when you shout: "Sea," preschoolers should hop into the "water."
- Inform preschoolers that when you shout: "Land," they should hop onto the line.
- Randomly call the words *sea* and *land* as preschoolers hop back and forth.
- Challenge preschoolers to concentrate so they remain in place when you call the same word consecutively.
- Ask: "Have you ever visited the beach and played in the water?"
- Mention that the people in today's Bible story camped near the sea. They waited for God to tell them where to go next.

BONUS HUDDLE UP

(This is an extra Huddle Up activity to be used during arrival or dismissal time.)

- ➔ *Supplies: crayons, "God Chose Moses" coloring sheet (1 per child)*
- ➔ *Prep: Print this session's coloring sheet (available on the DVD-ROM).*
- Mention that God chose Moses to lead the Israelites out of the land of Egypt.
- Distribute crayons and coloring sheets.
- Invite preschoolers to color on their pages.

DISMISSAL HUDDLE UP

(Lead small groups in the following Huddle Up activity as they wait for pick-up.)

- ➔ *Supplies: pool noodle*
- ➔ *Prep: none*
- Review the Life Point: **God can do all things.**
- Recall that God told Moses to lift his staff and stretch his hand over the sea. God made a path through the sea so the people could walk across it on dry ground!
- Gather preschoolers on one side of the room.
- Direct preschoolers to stand side by side.
- Lead preschoolers to play a game similar to "Red Light, Green Light."
- Stand on the opposite side of the room, facing the preschoolers.
- Explain that when you lift your "staff" (*the pool noodle*), the children may move toward you.
- Caution that the group must "freeze" and stand very still when you lower your staff.
- Remark that the first child to reach you should say the Life Point: **God can do all things.**
- Play additional rounds as your time allows.



God Chose Moses

God, You are great, and no one is like You. *2 Samuel 7:22*

© 2025 Lifeway. OK to copy.

BIBLE STUDIES FOR LIFE®

Worship

LIFE POINT

God can do all things.



THE BIBLE MEETS LIFE

God spoke to Moses from a burning bush. God helped Moses free His people and lead them through the Red Sea. God is powerful and will help us just like He helped Moses.



LIVE IT OUT

As you review the Bible story with your child, talk about the great things (miracles) God performed. Give your child a sheet of paper and red, orange, and yellow tissue paper and glue. Write *God can do all things* across the top of the page. Encourage your child to create a burning bush.



LEVEL OF BIBLICAL LEARNING

God can do anything.



DAILY BIBLE READING

Sunday: 2 Samuel 7:22

Monday: Psalm 147:5

Tuesday: Isaiah 41:10

Wednesday: Ephesians 3:20-21

Thursday: 1 Corinthians 6:14

Friday: 2 Corinthians 12:9

Saturday: Psalm 89:13



CONVERSATION

God Chose Moses

Based on Exodus 3; 12:31-41; 13:21-22; 14

One day Moses was taking care of his father-in-law's sheep.

Moses saw a bush on fire, but the bush did not burn up! God spoke to Moses from the bush. God told Moses about His plans to save the Israelite people. Pharaoh, the king of Egypt, kept them as slaves. God heard the people ask for help.

God said, "Moses, I am sending you to talk to Pharaoh so you can lead the people out of Egypt. I will send your brother, Aaron, with you. I will help you both and teach you what to say." Moses trusted God and obeyed.

God led Moses and the people out of Egypt to the Red Sea. God led them with a cloud during the day and a fire to give light at night. He told Moses where to tell the people to camp.

Pharaoh and his men chased the Israelites to take them back to Egypt. When the people saw all the men coming toward them, they were afraid. Moses said to the people, "Do not be afraid. Watch and see how God will save us."

God told Moses to stretch his hand over the Red Sea. Moses obeyed, and God divided the sea with a big wind. There was dry land before them, with water on the left and on the right. The Israelites walked on dry land to the other side of the Red Sea.

When everyone was across, God told Moses to stretch his hand out again. This time the sea flowed back. God saved His people.

WEEKLY VERSE

**God, You are great, and no one is like You.
2 Samuel 7:22**



Check out our **BIBLE STUDIES FOR LIFE AT HOME** resource for weekly family discipleship and worship.

PRESCHOOL

BIBLE STUDIES FOR LIFE®

Worship

UNIT 1 A POWERFUL AND LOVING GOD

Session 2: God Chose Moses



Bible STORY

GOD CHOSE MOSES

Exodus 3; 12:31-41; 13:21-22; 14






Bible **VERSE**

You are great, Lord GOD.
There is no one like you.

2 Samuel 7:22 (CSB)






Bible **VERSE**

**Thou art great, O LORD God:
for there is none like thee.**

2 Samuel 7:22 (KJV)






Bible **VERSE**

God, You are great,
and no one is like You.

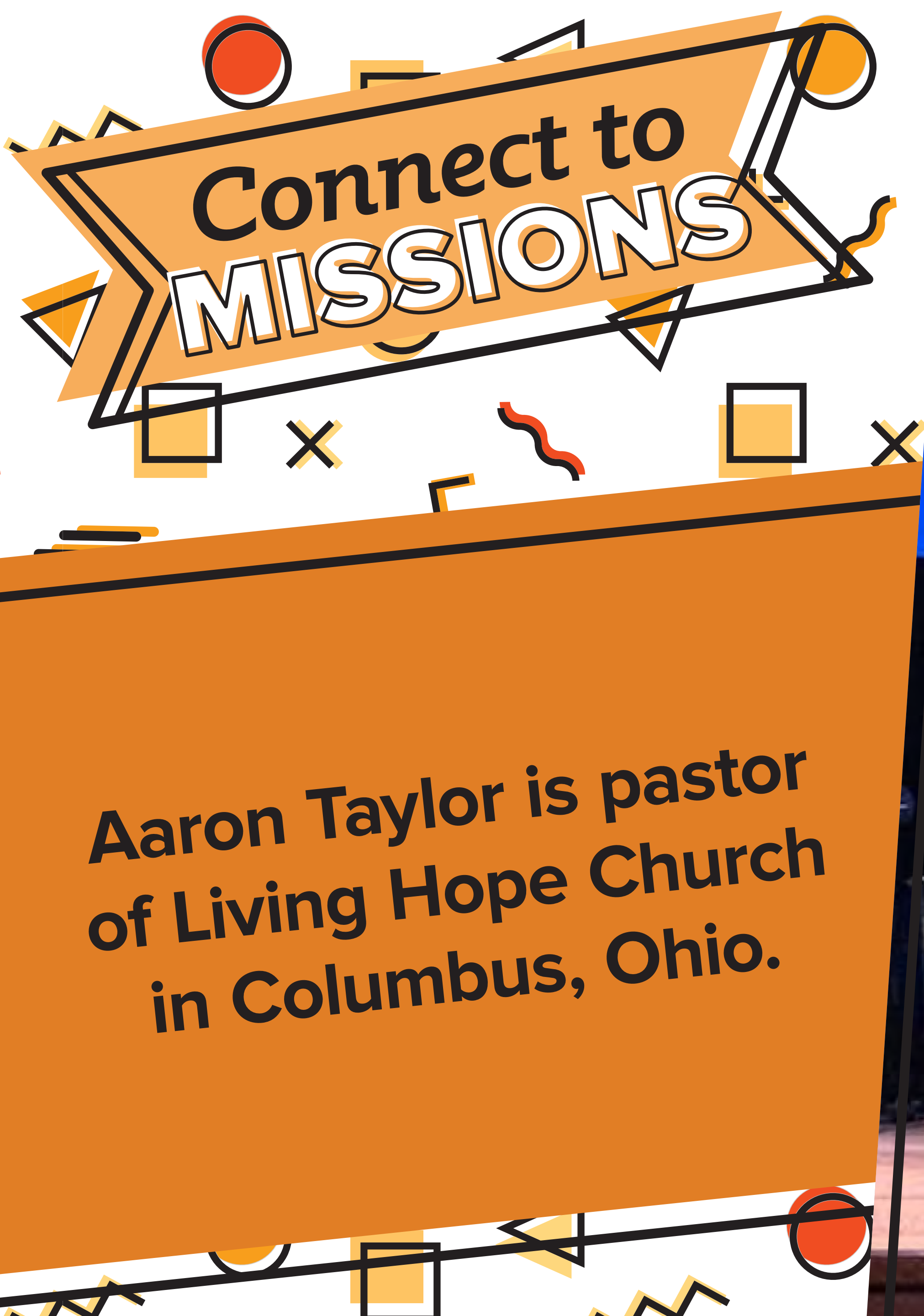
2 Samuel 7:22 (Paraphrase)





Christ
FOCUS

**Jesus can do
anything because
He is God's Son.**



**Aaron Taylor is pastor
of Living Hope Church
in Columbus, Ohio.**



A decorative banner with a light orange background and a black border. The banner is tilted and contains the text "Connection POINT" in a bold, sans-serif font. The word "Connection" is in black, and "POINT" is in white with a black outline. The banner is surrounded by various geometric shapes in orange, yellow, and red, including circles, squares, triangles, and zig-zags.

**Connection
POINT**

CONNECTION POINT BIBLE VERSE



Connection
POINT

CONNECTION POINT GAME

A decorative banner with a light orange background and a black border. The banner is tilted and features the text "Connection POINT" in a bold, sans-serif font. The word "Connection" is in black, and "POINT" is in white with a black outline. The banner is surrounded by various geometric shapes, including circles, squares, triangles, and zig-zags, in shades of orange, yellow, and red. The banner is positioned at the top left of the image, with a large orange shape below it that contains the main title.

**Connection
POINT**

CONNECTION POINT MISSIONS



**Life
POINT**

God can do all things.

WORSHIP

REAL LIFE CONNECTIONS



Bible VERSE



