

KINDERGARTEN

BIBLE STUDIES FOR LIFE®

A POWERFUL AND LOVING GOD
THE WORD OF GOD
GOD'S PROMISES

PRESCHOOL LEADER GUIDE
FALL 2025



God can do all things.

GOD CHOSE MOSES



LEADER BIBLE STUDY



GOD LEVEL OF BIBLICAL LEARNING

God can do all things.

SCRIPTURE REFERENCE

Exodus 3; 12:31-41;
13:21-22; 14

UNIT VERSE

God, You are great, and
no one is like You.
2 Samuel 7:22

WEEKLY VERSE

God, You are great, and
no one is like You.
2 Samuel 7:22

SUGGESTED FOR THE WEEK OF

September 14

CONTEXT AND COMMENTARY FOR PERSONAL STUDY AND PREPARATION

(For age-appropriate language, use the Bible story on the following page.)

It is impossible to overstate the importance of the exodus in the Bible's storyline. The Israelites' escape from Egypt defined God's chosen people more than any other event. They were freed from their captivity by the strong hand of the Lord, the great I AM. Old Testament authors referred to the exodus over 100 times in stories, psalms, wisdom literature, and prophecies.

In Exodus 13, the Lord gave explicit instructions to Moses regarding how the Passover was to be observed. "Remember this day ..." (13:3), "you must ..." (13:5-6), "keep this statute ..." (13:10), "let it serve as a sign ..." (13:9). Repetition in the Bible is an indicator that something is significant to God. Why was God so adamant His people remember what He had done for them in Egypt? As amazing as the first exodus was, it foreshadowed something even greater, and God did not want His people to miss it.

When Jesus walked by the Jordan River roughly 1400 years after God brought the Israelites out of Egypt, John saw Him and called out, "Look, the Lamb of God, who takes away the sin of the world." (John 1:29) For those who had ears to hear, Jesus' identity was fully revealed from the earliest days of His ministry.

Just as God used Moses to rescue His people from Egypt, He used Jesus to save His people from their sins. (Matthew 1:21) The Israelites were saved by the blood of their Passover lambs, but we are saved by the blood of the perfect Son of God. (1 Peter 1:19) As Pharaoh and his riders were cast into the sea, so is our sin. (Micah 7:19) God led the Israelites with a pillar of fire and cloud, but He leads us, as believers, by the power of His Spirit. (Romans 8:14) The Israelites ate manna and drank water from a rock. We are fed by the true Bread of Life (John 6:32-33), and we drink Living Water (John 4:10-14) that allows us to never thirst again.

God's power over Pharaoh was great, but it pointed to a much greater truth. God had the power to save His people once and for all. Jesus was the only One who could lead God's people into the true promised land where anyone who believes would live with Him forever.

As you pray this week, praise God for His acts of power. Ask Him to remind you that nothing is impossible for Him and that He is worthy of all your worship.



GROUP TIME

- **Move to group time.** Ask the kids to follow you to the group-time area as you lead them around the room. Sing “God, You Are Great.”
- **Practice 2 Samuel 7:22.** Read the verse from the Bible and show the poster. Lead the kindergartners to say the verse three times.
- **Tell the Bible story.** Say: “Today we will learn more about God’s power.” Read the *Israelites* word card. Explain that these were the people Moses led. Tell kids to listen for the special things God did in the Bible story. Open your Bible to Exodus 3. Tell the story in your own words.



God Chose Moses

While Moses was in the wilderness watching sheep, he saw a bush that was on fire, but the bush was not being burned. Moses went to look at this amazing thing. God spoke to Moses from inside the fire and told Moses that he was on holy ground.

God said, “I have heard the cries of My people. Go and tell Pharaoh to let My people go.” God promised to help Moses and said to tell the elders what He had said. God said, “Tell the people, ‘The God of their fathers, I AM, sent me.’”

After many plagues (works of God that showed God’s power), Pharaoh let the people go. The Israelites left with their families and animals. God led the people as a pillar of cloud by day, and as a pillar of fire by night. The people camped by the Red Sea.

Pharaoh decided to chase the Israelites with chariots and men to bring them back as slaves.

The Israelites were afraid of the Egyptians. Moses said, “Do not be afraid. God will save you.”

Moses reached out over the sea. The water parted with dry land in the middle. The people walked on dry land with a wall of water on each side. The Egyptians followed them. Moses reached out again, and the waters covered the Egyptians.

God saved the Israelites. They saw the great power of God.

—BASED ON EXODUS 3; 12:31-41; 13:21-22; 14

- **Recall the Bible story.** Give the teaching picture to a child to look at. Tell him to pass it to the next person. When everyone has had a turn, read the Life Point from the strip. Lead kids to name things from the story that only God could do. Attach the strip to the banner. Ask the review questions.
- **Play a game.** Lay the “Movement Board” on the floor. Ask kids to name something only God can do. Give the child who answers a beanbag to toss onto the board. Guide the kids in repeating 2 Samuel 7:22 while doing the movements on the board. Continue as time allows.
- **Make a Christ connection.** Say that many years later, God showed His power and love by sending Jesus.
- **Wrap up.** Show the “God Chose Moses” video.

CHOOSE YOUR TIME

Decide when to have group time; then select learning activities to use before and/or after group time.

» Pack Items:

- 1: “Unit 1 Banner”
- 4: “2 Samuel 7:22”
- 7: “Word Cards”
(*Israelites*)
- 8: “Fall Weekly Verses”
(2 Samuel 7:22)
- 9: “Fall Life Points”
(*God can do all things*)
- 10: “Review Question Cards”
- 11: “Movement Board”

» Teaching Picture 2

» Music

» Videos

» Beanbag, gift bag

» Use the verse strip to mark 2 Samuel 7:22 in a Bible.

» Place the Session 2 question cards in the gift bag.

» See Printables for group-time bonus ideas.



BIBLE-LEARNING ACTIVITIES

- » Kids Activity Pages
- » Pack Items:
 - 13: “Unit 1 Verse Puzzles” (*Job 42:2, 2 Samuel 7:22*)
 - 14: “Craft Stick Puzzles”
- » Bible, 2 index cards, colored craft sticks that match the cards
- » Write *Job 42:2* and *2 Samuel 7:22* on separate index cards. Mark each verse in the Bible with a card.
- » Bible, dress-up clothes, small suitcase or duffel bag, assorted items (toothbrush, small lotion containers, etc.)
- » **Option:** Arrange chairs like a car for travel.
- » Bible; paper; paint cups with red, yellow, and orange paint; paintbrushes; painting smocks; craft paper or newsprint
- » Printables:
 - “Unit 1 Missions”
- » Bible, wooden blocks, people figures, farm animal figures, paper, markers, scissors, tray

WORK PUZZLES

Lay the Bible with the verse puzzles and arrange the craft sticks with the puzzle cards

- Give each child a Kids Activity Page to complete. Read the completed verse together and talk about the word at the bottom.
- Tell the Bible story as the kids work the puzzles. Say that Moses had to do many different things to help the people leave Egypt. But God can do all things, and He helped Moses.
- As a child finishes a verse puzzle, let her open the Bible to the marked verse. Help her find the reference and put her finger on the verse as you say it together. (*puzzles*)

PACK FOR A TRIP

Arrange the items in the dramatic play area. Open the Bible to Exodus 3 and lay it nearby

- Point to the items and tell the kids they can pack for a pretend trip. Talk about where they might go as they pack. If you choose to use the optional “car,” point that out to the kids.
- Tell the Bible story. Say that the people left Egypt and went on a very long journey. Comment that God can do all things; He guided the people and helped them cross the Red Sea.
- Show kids the Bible. Point out Exodus 3, Exodus 12, Exodus 13, and Exodus 14, mentioning where each part of the story is located. Say a prayer, thanking God for His power to do all things. (*dramatic play*)

PAINT A FIERY DESIGN

Cover a table with newsprint or craft paper. Lay out paper for painting. Use two or more cups for each color, depending on the size of your group

- Direct kids to put on a smock before painting. Before they start, lead the kindergartners to say the Unit/Weekly Verse with you: “God, You are great, and no one is like You. 2 Samuel 7:22.”
- Open the Bible to Exodus 3 and read aloud verse 2. Invite the boys and girls to use the paint to make a fiery design.
- Tell the Bible story as the kids paint. Say: “Many miracles happened in this story—the bush on fire, but not burning up; the Israelites leaving Egypt where they had been slaves for a long time; and the people being able to cross the Red Sea on dry ground. God showed His power as He helped His people.”
- Lead the kids to say the verse again. (*art*)

PLAY WITH ANIMAL AND PEOPLE FIGURES

Arrange the figures with the blocks. Place the missions pages in the Bible at 2 Samuel 7 and lay it on the floor nearby. Put the paper, markers, and scissors on the tray on the floor

- As kids begin playing, tell the Bible story. Say: “The Israelites left Egypt



BIBLE-LEARNING ACTIVITIES

with all their belongings and their animals. God led them with a pillar of cloud during the day, and a pillar of fire at night.”

- Suggest kids work together to make a Bible story scene, such as a cloud or fire guiding the people or the people crossing the Red Sea.
- Show the missions pictures and talk about how people in Columbus, Ohio, need to know about Jesus. Explain that missionaries work hard to help people know about God and His Son, Jesus. Say the Weekly Verse together. *(blocks)*

SCOOP AND POUR WATER

Lay the drop cloth down and place the teaching picture on top of it. Set the clear container on top of the picture. Pour three to four inches of water into the container. Place the scooping and pouring items near the water with a towel for drying hands. Place the book and Bible away from the water.

- Talk about how the Israelites crossed the Red Sea as kids scoop and pour the water. Remind the kindergartners that God can do all things, and He used His power to hold back the water.
- Point to the teaching picture under the water. Ask the kindergartners to point out certain details from the picture. Open the Bible to the verse and point to the words in the Bible as you say them. Ask kids to repeat the verse along with you.
- Read the book to kids as they continue to play. *(nature)*

PLAY A SPELLING GAME

Lay the spelling gameboard on the floor near the word

- Invite several kids to play the game. Point to each of the words on the displayed paper as you read them aloud. Briefly tell the Bible story, explaining how each word is important in the story.
- Tell kids to take turns tossing the beanbag onto letters on the gameboard. If the letter is in a word, the tosser can cross out the letter from the word on the paper.
- Lead the kids to say: “God can do all things.” *(games)*

USE THE COLORING PAGE

- Talk about the Bible story as the kids color the page.
- Say the Life Point together.

CLEAN UP

- Guide boys and girls to work together to clean up the room.

» Pack Items:

- 8: “Fall Weekly Verses”
(2 Samuel 7:22)
- 15: “A Powerful and Loving God”

» Teaching Picture 2

» Bible, clear plastic storage container, drop cloth, 2 towels; cups, bowls, ladles, strainers

» Place the verse strip at 2 Samuel 7:22 in the Bible.

» Pack Item:

- 16: “Spelling Game”

» Bible, paper, marker, small beanbag, tape

» Write the following words in all caps on a sheet of paper: *ISRAELITES; EGYPT; MOSES; PHARAOH; RED SEA* Tape the paper to a wall.

» Printables:

- “God Chose Moses” Coloring Page

» Crayons

» **Option:** Send the page home as a story reminder the kids can color during the week.

GOD CHOSE MOSES



TRANSITION/GROUP TIME

SNACK

Include the kids in the distribution of the snack. Ask for volunteers to pray. Lead the kindergartners to clean up after snack. Thank them for their help.

MOVE TO GROUP TIME

Call the kids to group time by the first letters of their names. For example, say: "If your name begins with C, come to group time."

TALK ABOUT THE BIBLE STORY

GOD CHOSE MOSES—BASED ON EXODUS 3; 12:31-41; 13:21-22; 14

— Say: "Today we will learn how God chose Moses to lead the Israelites out of Egypt." Open the Bible to Exodus 3. Tell the Bible story in your own words.

SUMMARIZE THE BIBLE STORY

(In advance, read the story from the Bible and the Kids Activity Page. During the session, open the Bible and tell or summarize the Bible story.)

- God called Moses through a bush that was on fire, but not being burned. God told Moses to lead His people out of Egypt. God promised to help Moses. God told Moses to tell the people that the God of their fathers, I AM, sent him. After many plagues (works of God), Pharaoh told Moses to take his people and leave. The Israelites left with their families and animals. God led them to the Red Sea.
- Pharaoh changed his mind and chased the Israelites with many men and chariots. The Israelites were afraid. Moses said, "God will save you."
- Moses reached out his staff and the water parted. The people walked across on dry land.
- The Egyptians followed them. Moses reached out and the waters covered the Egyptians. God saved the Israelites. They saw the great power of God.

REVIEW THE BIBLE STORY

- Where did God lead the people? Who chased after the people?
- What did Moses do following God's command at the Red Sea?
- Think: Why do you think Pharaoh changed his mind?

EMPHASIZE THE LIFE POINT

- Tell the kids that God can do all things.

LIFE POINT

God can do all things.

ROOM

YOUR TEACHING PARTNERS

DATE OF USE



GOD LEVEL OF BIBLICAL LEARNING

God can do all things.

UNIT VERSE

God, You are great, and no one is like You.
2 Samuel 7:22

WEEKLY VERSE

God, You are great, and no one is like You.
2 Samuel 7:22

SING TOGETHER

Sing to the tune of “Row, Row, Row Your Boat”:

*God can do all things,
God can do all things.
He helped the people cross the sea*.
God can do all things.*

Replace He helped the people cross the sea with: He created the world, and people, too; He raised Jesus from the dead.

SAY THE BIBLE VERSE

Open the Bible to 2 Samuel 7:22 and say the verse. Form two groups. Ask the first group to say: “God, You are great,” and the second group to say: “and no one is like You.” Ask everyone to say: “2 Samuel 7:22.” Say the verse three times, switch parts and repeat three more times.

PRAY

Ask the boys and girls to name prayer concerns. Pray for their requests. Close the prayer time by thanking God that He can do all things.

BIBLE-LEARNING ACTIVITIES

Emphasize: God can do all things.

- 1. Toss and tell.** Write the letters *V*, *LP*, and *S* on half sheets of paper of the same color. Make another set of papers with the same letters on another color. Lay the papers facedown on the floor. Invite a child to toss a beanbag onto a paper. She can turn the paper over to see the letters. If it says *V*, she should say the Unit/Weekly Verse; *LP*, the Life Point; *S*, she should tell something about the Bible story. If a child cannot think of anything from the Bible story, ask one of the questions from “Review the Bible Story.”
- 2. Blow pom-poms.** Tape two long sheets of blue paper parallel on a table, leaving a three-inch space between the two sheets. Place several small pom-poms and the straws nearby. Tell the Bible story. Remind the kindergartners that the Israelite people crossed the sea on dry land. Put a pom-pom in the open space and give a child a straw to

blow the pom-pom to the end. When the pom-pom reaches the end, say the Unit/Weekly Verse with the child.

- 3. Make verse chains.** Write the Unit/Weekly Verse on a sheet of paper. Lay paper strips, markers, and a stapler or tape with the verse. Show the boys and girls how to make a chain with the strips. Tell the kids to write each word on a strip and staple or tape them together. Talk about the Bible story and say the verse aloud together.
- 4. Lace the Life Point.** Write the Life Point in the center of 3–4 paper plates. Punch 12 holes around the edge of each plate. Cut a 24-inch length of yarn for each plate and tie it in one hole of the plate. Tell the Bible story as kids lace the plates. Say: “God saved the Israelites from the Egyptians because God can do all things.” Open the Bible to Exodus 13. Show the kindergartners where part of the Bible story is located.

CLEAN UP

Give specific cleanup tasks to each small group of kids. Help kids know where to put away toys and other materials. Thank them for their work.

PLAY A MEMORY GAME

Invite the boys and girls to sit in a circle on the floor. Remind them that the Israelites went on a trip when they left Egypt. Say: “They took all their belongings with their families and their animals. We will play a memory game about going on a trip.” Tell the kindergartners you will start by saying: “I am going on a trip and I am taking clothes.” The next person will repeat what you said and add one item. The third person will repeat both items and add a third item. Continue around the circle. Give hints if needed.

DISMISS

Help each child gather his belongings and a Kids Activity Page. Say the Weekly Verse with him as he is leaving. Thank the parents for bringing their children to church.

God Chose Moses

UNIT VERSE

God, You are great,
and no one is like You.

2 SAMUEL 7:22



Find the LETTERS

Follow the code to write the missing letters of the Unit Verse. Say the verse with your teacher.

G d, Y r gr t, nd n
 4 4 5 1 2 2 1 1 4
 h s I k Y .
 4 2 3 3 2 4 5

2 Samuel 7:22



Code: a e i o u
 1 2 3 4 5




God Led the People Out of EGYPT

God led the people in very interesting ways in the day and the night. Draw the missing items to show how God led the people.

Word to Know

Israelites—

The Israelites were known as God's chosen people. They were from the sons of Jacob's family. These are the people Moses led out of Egypt.



BIBLE STUDIES FOR LIFE®

1

CONVERSATION

LIFE POINT

God can do all things.



THE BIBLE MEETS LIFE

God spoke to Moses from a burning bush. God helped Moses free His people and led them through the Red Sea. God is powerful and will help us just like He helped Moses.



LIVE IT OUT

As you review the Bible story with your child, talk about the great things (miracles) that God performed. Give your child red, orange, and yellow tissue paper, a sheet of paper, and glue. Write *God can do all things* across the top of the page. Encourage your child to create a burning bush.



LEVEL OF BIBLICAL LEARNING

God can do all things.



DAILY BIBLE READING

Sunday: 2 Samuel 7:22

Monday: Psalm 147:5

Tuesday: Isaiah 41:10

Wednesday: Ephesians 3:20-21

Thursday: 1 Corinthians 6:14

Friday: 2 Corinthians 12:9

Saturday: Psalm 89:13

God Chose Moses

Exodus 3; 12:31-41; 13:21-22; 14

While Moses was in the wilderness watching sheep, he saw a bush that was on fire, but the bush was not being burned. Moses went to look at this amazing thing. God spoke to Moses from inside the fire and told Moses that he was on holy ground.

God said, "I have heard the cries of My people. Go and tell Pharaoh to let My people go." God promised to help Moses and said to tell the elders what He had said. God said, "Tell the people, 'The God of their fathers, I AM, sent me.'"

After many plagues (works of God that showed God's power), Pharaoh let the people go. The Israelites left with their families and animals. God led the people as a pillar of cloud by day, and as a pillar of fire by night. The people camped by the Red Sea.

Pharaoh decided to chase the Israelites with chariots and men to bring them back as slaves.

The Israelites were afraid of the Egyptians. Moses said, "Do not be afraid. God will save you."

Moses reached out over the sea. The water parted with dry land in the middle. The people walked on dry land with a wall of water on each side. The Egyptians followed them. Moses reached out again, and the waters covered the Egyptians.

God saved the Israelites. They saw the great power of God.

WEEKLY VERSE

**God, You are great, and no one is like You.
2 Samuel 7:22**



Check out our **BIBLE STUDIES FOR LIFE AT HOME** resource for weekly family discipleship and worship.



GOD CHOSE MOSES

EXODUS 3; 12:31-41; 13:21-22; 14• TEACHING PICTURE 2

Kindergarten | © 2025 Lifeway Christian Resources.

LIFE POINT
God can do all things.

UNIT VERSE
God, You are great, and no one is like You.
2 Samuel 7:22

WEEKLY VERSE
God, You are great, and no one is like You.
2 Samuel 7:22

God Chose Moses

While Moses was in the wilderness watching sheep, he saw a bush that was on fire, but the bush was not being burned. Moses went to look at this amazing thing. God spoke to Moses from inside the fire and told Moses that he was on holy ground.

God said, "I have heard the cries of My people. Go and tell Pharaoh to let My people go." God promised to help Moses and said to tell the elders what He had said. God said, "Tell the people, 'The God of their fathers, I AM, sent me.'"

After many plagues (works of God that showed God's power), Pharaoh let the people go. The Israelites left with their families and animals. God led the people as a pillar of cloud by day, and as a pillar of fire by night. The people camped by the Red Sea.

Pharaoh decided to chase the Israelites with chariots and men to bring them back as slaves.

The Israelites were afraid of the Egyptians. Moses said, "Do not be afraid. God will save you."

Moses reached out over the sea. The water parted with dry land in the middle. The people walked on dry land with a wall of water on each side. The Egyptians followed them. Moses reached out again, and the waters covered the Egyptians.

God saved the Israelites. They saw the great power of God.

BASED ON—Exodus 3; 12:31-41; 13:21-22; 14

GROUP TIME

(SEE THE LEADER GUIDE FOR DETAILS.)

» MOVE TO GROUP TIME.

» PRACTICE 2 SAMUEL 7:22.

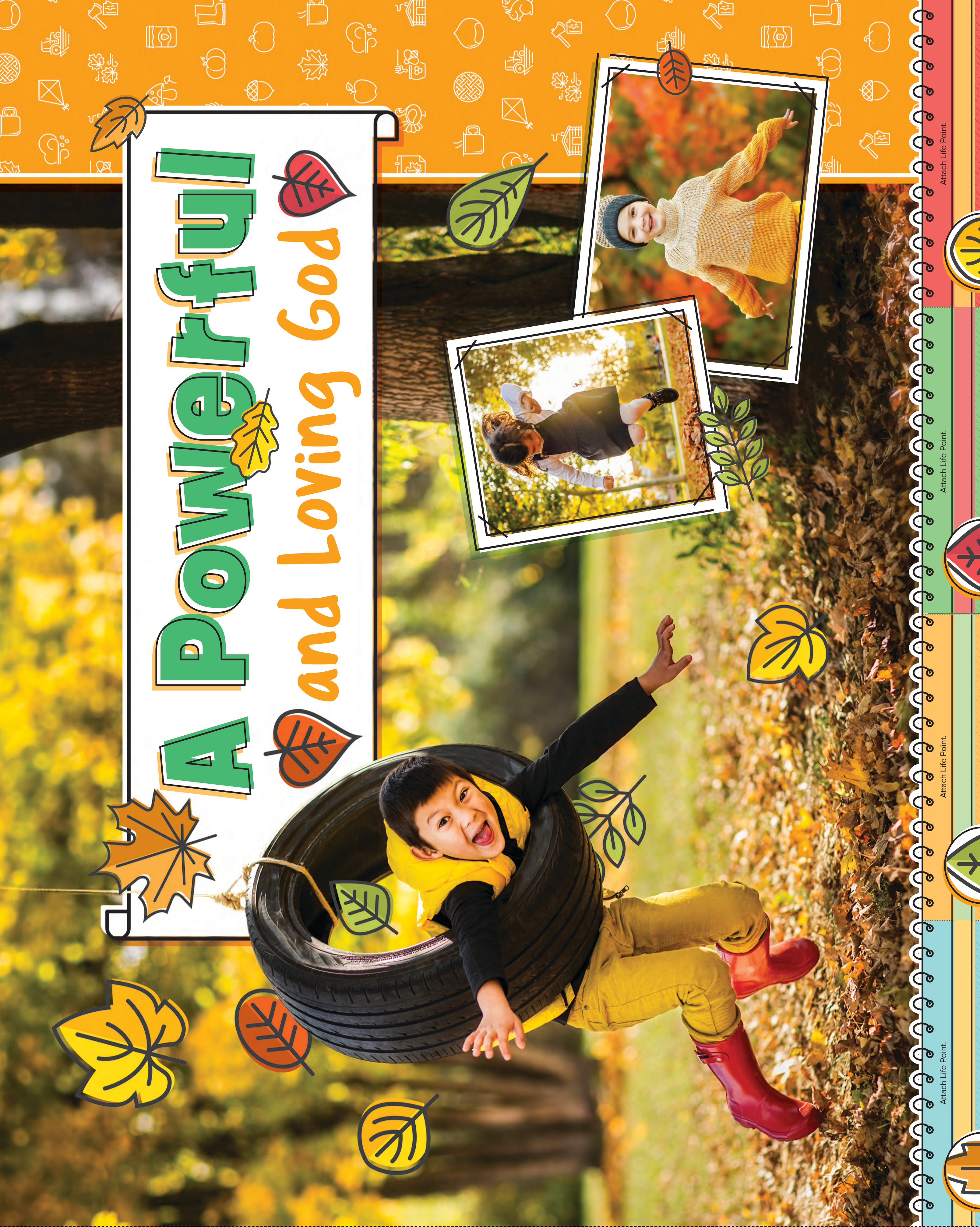
» TELL THE BIBLE STORY.

» RECALL THE BIBLE STORY.

» PLAY A GAME.

» MAKE A CHRIST
CONNECTION.

» WRAP UP.



Attach Life Point.

Attach Life Point.

Attach Life Point.

Attach Life Point.



Good!

You are great,
and no one
is like You.

2 Samuel 7:22

4

2 SAMUEL 7:22

Bible Studies for Life Kindergarten Leader Pack
Fall 2025

INSTRUCTIONS: Use during group time and with the Bible-learning activities during Unit 1. Show or read the verse from the Bible before reading the poster. See the leader guide for specific suggestions.

protect

to keep safe

Israelites

**God's chosen people who
were from the families
of the sons of Jacob**

provide

to give what is needed

Scriptures

**the entire Bible (66 books)
that teach people about God
and His Son, Jesus**

scroll

**roll of papyrus (paper-like
material made from a plant)
or parchment (leather made from
the skins of animals) and used
as a writing material**

prophet

**person who spoke
God's words to the people**

promise



**a statement that
something absolutely
will happen or be done**

righteous

**to do what is right
or to be someone
who does what is right**

Savior



**a person who saves someone
or something from danger
or punishment; God sent
Jesus to be our Savior.**







God can do all things.
Job 42:2







God, You are great, and no one is like You.
2 Samuel 7:22








God will supply your needs.
Philippians 4:19





We will do what God says.
Exodus 19:8





The Word of God, the Bible, lasts forever.
1 Peter 1:25

I am your God.
Ezekiel 37:27

The Bible teaches about Jesus.
2 Timothy 3:15

Jesus said, “The Scriptures tell about Me.”
Luke 4:21






God put the rainbow in the clouds.
Genesis 9:13

We have good news! God keeps His promises.
Acts 13:32

I am with you everywhere you go.
Genesis 28:15

God will help me.
Isaiah 50:7

God promised to send Jesus.
1 John 2:25






**God can
do anything.**



**God can
do all things.**



**God helps
people have
what they need.**




**God tells us
what He wants
us to know and do.**

**The Bible is
God's Word.**


**The Bible
teaches people.**

**The Bible tells
about Jesus.**

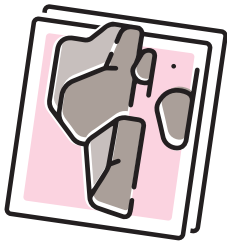
**Jesus taught that
the Scriptures
tell about Him.**



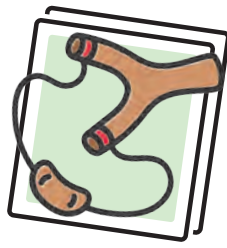
**God does
what He says.**




**God cares
about people.**



**God is always
with you.**



**God helps
people.**



**God promised
to send Jesus.**



Who?

- Who is a person in the Bible story?
- Who is a person you can tell about this Bible story?



What?

- What happened at the beginning of the Bible story?
- What happened in the middle of the Bible story?
- What happened at the end of the Bible story?



How?

- How did God show His love and power to people in this Bible story?
- How can we do what the people in the Bible story did?



Why?

- Why did God do what He did in the Bible story?
- Why should we learn about this Bible story?



Tiptoe around
the room.



Turn in circles.



Walk sideways.



Pretend to fly.



Touch your toes.



Bend your knees.



Hop on both feet.



Wave your hands
over your head.

God

can

do

1

1

2

2

3

all

things.

Job 42:2

3

4

4

5

5

God,

You

are

great,

and

1

1

2

2

3

3

4

4

5

no one

is like

You.

2 Samuel
7:22

5

6

6

7

7

8

8

God

will

supply

1

1

2

2

3

your

needs

Philippians
4:19

3

4

4

5

5

We

will

do

what

1

1

2

2

3

3

4

God

says.

Exodus 19:8

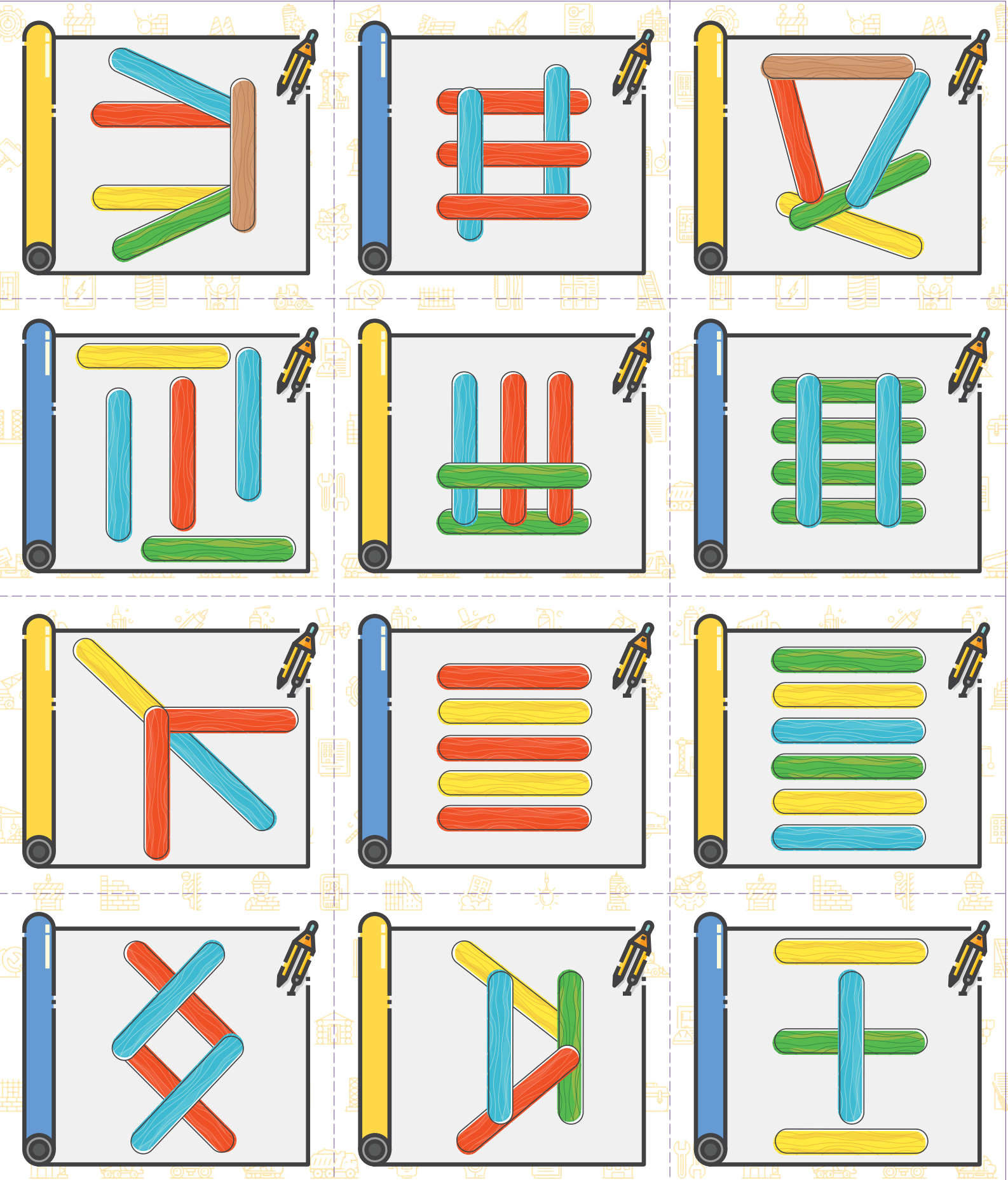
4

5

5

6

6







A Powerful and Loving God

Cindy Wiley




God does everything.

He made the world.

He loves and cares for people.

He provides what people need.

There is nothing God cannot do.



God can do all things.

God protected Moses when he was a baby.

God parted the Red Sea.

God provided for the people's needs.

God gave the people a way to follow Him.


God, You are great, and no one is like You.

2 Samuel 7:22

God gave us the Bible to learn about Him.

**God tells us in the Bible
what He wants us to know and do.**

**God sent Jesus to teach people
how to live and to be the Savior.**



God is powerful.

God has power over all things on earth.

**God controls the weather.
God makes the seasons.**


God can do all things. Job 42:2

God loves and cares for all people.

God provides the things you need.

**God gives people food to eat,
water to drink, and families to love.**

God will supply your needs. Philippians 4:19




**God gave the Ten Commandments
to help the people know how
to love God and love others.**

God told His people to love and follow Him.

We will do what God says. Exodus 19:8







God Chose Moses

God, You are great, and no one is like You. *2 Samuel 7:22*

© 2025 Lifeway. OK to copy.

Unit 1

Group Time with

BONUS TEACHING IDEAS

SESSION 2

MOVE TO GROUP TIME. Ask the kids to follow you to the group-time area as you lead them around the room. Sing “God, You Are Great.”

PRACTICE 2 SAMUEL 7:22. Read the verse from the Bible and show the poster. Lead the kindergartners to say the verse three times.

SING TOGETHER AGAIN. Tell the kids to stand as you play “God Is Good.” Lead the boys and girls in singing the song together.

TELL THE BIBLE STORY. Say: “Today we will learn more about God’s power.” Read the *Israelites* word card. Explain that these were the people Moses led. Tell kids to listen for the special things God did in the Bible story. Open your Bible to Exodus 3. Tell the story in your own words.

God Chose Moses Exodus 3; 12:31-41; 13:21-22; 14

While Moses was in the wilderness watching sheep, he saw a bush that was on fire, but the bush was not being burned. Moses went to look at this amazing thing. God spoke to Moses from inside the fire and told Moses that he was on holy ground.

God said, “I have heard the cries of My people. Go and tell Pharaoh to let My people go.” God promised to help Moses and said to tell the elders what He had said. God said, “Tell the people, ‘The God of their fathers, I AM, sent me.’”

After many plagues (works of God that showed God’s power), Pharaoh let the people go. The Israelites left with their families and animals. God led the people as a pillar of cloud by day, and as a pillar of fire by night. The people camped by the Red Sea.

Pharaoh decided to chase the Israelites with chariots and men to bring them back as slaves.

The Israelites were afraid of the Egyptians. Moses said, “Do not be afraid. God will save you.”

Moses reached out over the sea. The water parted with dry land in the middle. The people walked on dry land with a wall of water on each side. The Egyptians followed them. Moses reached out again, and the waters covered the Egyptians.

God saved the Israelites. They saw the great power of God.

RECALL THE BIBLE STORY. Give the teaching picture to a child to look at. Tell him to pass it to the next person. When everyone has had a turn, read the Life Point from the strip. Lead kids to name things from the story that only God could do. Attach the strip to the banner. Ask the review questions.

PRACTICE A BIBLE SKILL. Show the book of Exodus to the kids. Tell them that *Exodus* means “leaving,” because the Israelites left Egypt. Say: “Exodus is the second book of the Old Testament; it comes after Genesis.” Lead the kids to say, “Genesis, Exodus.”

PLAY A GAME. Lay the “Movement Board” on the floor. Ask kids to name something only God can do. Give the child who answers a beanbag to toss onto the board. Guide the kids in repeating 2 Samuel 7:22 while doing the movements on the board. Continue as time allows.

READ A BOOK. Read “A Powerful and Loving God” (Pack Item 15).

MAKE A CHRIST CONNECTION. Say that many years later, God showed His power and love by sending Jesus.

WRAP UP. Show the “God Chose Moses” video.

North American Missions



Send Columbus Columbus, Ohio

Send Columbus is part of the Send Network. Send Network is a partnership of churches and people working together to start new churches everywhere for everyone.

Finding Hope Center

- Aaron Taylor is pastor of Living Hope Church in Columbus.
- The church began the Finding Hope Center to help people and tell them about Jesus.
- The Finding Hope Center provides families who are facing difficult times a place to get mattresses, bedding, furniture, diapers, wipes, cereals, granola bars, and bottled water.

Chroma Church

- Isaac and Hannah Surh, with the support of friends, started a new church that meets in a middle school in a suburb of Columbus.
- The people of Chroma Church want to help the growing population of people from other countries who now live in the Columbus area know about Jesus.

Pray

- For Aaron and his wife, Elizabeth, and their two daughters as they serve at Living Hope Church.
- For the ministries of Living Hope Church and the Finding Hope Center.
- For Isaac and Hannah and Chroma Church as they help people in Columbus learn about Jesus.



US MAP

Bible Studies for Life Preschool Enhanced CD (Printables), Fall 2025

© 2025 Lifeway OK to copy





SURH FAMILY PHOTO

Bible Studies for Life Preschool Enhanced CD (Printables), Fall 2025

© 2025 Lifeway OK to copy