

13 media-driven, interactive worship  
experiences for kids grades 1–6

KIDS

# BIBLE STUDIES FOR LIFE<sup>®</sup>

Worship

# How-to USE

KIDS

**BIBLE  
STUDIES  
FOR LIFE®**

Worship

***Bible Studies For Life: Kids Worship*** enables kids to experience an interactive large-group worship in a kid-friendly setting!

Customize each session to fit the needs of your kids, leaders, and worship environment. Included are Bible stories, worship songs, videos, games, Bible verse activities, and more. There also are ideas for small group activities to use during your drop-off or pick-up times. Here's a breakdown of a suggested schedule. Adapt it to fit your time and space.

## PRODUCTION NOTES

Tailor *Kids Worship* to your kids and leaders:

- For easy prep: Enlist a Worship Leader to show music videos and lead songs. Prepare the Connection Point Game and Bible Verse activity, and show the videos for the Bible Story and Connection Point Missions.
- Have an additional leader? Enlist that person to lead the Connection Point game, Bible Verse activity, and missions. Then prepare and tell the Bible Story for an interactive experience with your kids.
- Do you have musicians who would like to lead worship songs? Check out the lead sheets on the DVD-ROM or substitute your songs.
- Need easy ideas for decorating your stage area? See “Decorating Tips” in the How-To section on the DVD-ROM.

<b>HUDDLE UPS</b>	Optional small group activities for your drop-off or pick-up times	Small Group Leaders
<b>COUNTDOWN VIDEO</b>	Signals the end of Huddle Ups and beginning of worship time	Video
<b>WORSHIP SONG</b>	Use preselected song or choose one of your own	Video or Worship Leader/Team options
<b>WELCOME AND PRAYER</b>	Introduction to Bible story and Bible verse	Bible Study Leader
<b>TRUE 2 LIFE DRAMA OR “THE ADVENTURES OF DAB AND DEREK” VIDEO</b>	Reinforces the Life Point	Video or drama script option
<b>CONNECTION POINT GAME</b>	Interactive game to create excitement about the day's Bible story or Life Point	Connection Point Leader
<b>WORSHIP SONG</b>	Use preselected song or choose one of your own	Video or Worship Leader/Team options
<b>BIBLE STORY</b>	Lead an interactive Bible study. Want a different Bible story than what kids heard in small groups? Choose the optional Bible story on the DVD-ROM.	Bible Study Leader or video option
<b>WORSHIP SONG AND OFFERING</b>	Offering; Choose a favorite worship song	Worship Leader/Team
<b>CONNECTION POINT BIBLE VERSE</b>	Interactive Bible Verse activity	Connection Point Leader
<b>CONNECTION POINT MISSIONS</b>	Missions video and summary	Video and Connection Point Leader
<b>REAL LIFE CONNECTIONS</b>	Lead a conversation to help kids apply the Life Point and reinforce learning	Bible Study Leader

UNIT 1: GOD IS  
Session 2: God Chose Moses**BIBLE PASSAGE**

Exodus 3:1–4:17; 12:31–41;  
13:21–22; 14

**LIFE POINT**

God is powerful.

**CHRIST FOCUS**

Jesus' miracles prove that He is the  
Son of God.

**LEVEL OF BIBLICAL LEARNING**

God is all-powerful and in control  
of all things.

**SUGGESTED USE DATE:** September 14

**BIBLE VERSE**

Our Lord is great, vast in power;  
his understanding is infinite.  
Psalm 147:5 (CSB)

Great is our Lord, and of great  
power: his understanding is  
infinite. Psalm 147:5 (KJV)

**SUPPLY LIST****Arrival Huddle Up**

- coins (1 per child)

**Bonus Huddle Up**

- crayons
- “God Chose Moses” coloring  
sheet (1 per child)

**Dismissal Huddle Up**

- Bibles
- 9 index cards
- markers
- bulletin board paper
- tape

**Worship Song**

- none

**Welcome and Prayer**

- none

**True2Life Drama**

- 2 backpacks
- lunchbox

**Connection Point Game**

- 10 sheets of paper

**Worship Song**

- none

**Bible Story**

- Bible
- 1 solar powered item, such as  
a calculator
- 1 electric powered item, such  
as a pencil sharpener
- 1 battery powered item, such  
as a TV remote

**Worship Song and Offering**

- none

**Connection Point Bible Verse**

- coin

**Connection Point Missions**

- none

**Real Life Connections**

- One Conversation Page  
(1 per child)

**MUSIC AND MEDIA**

- **Countdown:**  
“Countdown” video
- **Worship Song:**  
“Infinite (Psalm 147:5)” video
- **Welcome and Prayer:**  
Life Point and Bible Verse  
slides
- **True2Life Drama:**  
“The Adventures of Dab  
and Derek” video (optional)
- **Connection Point Game:**  
Connection Point Game slide
- **Worship Song:**  
“No One Like You” video
- **Bible Story:**  
Bible Story and Christ Focus  
slides; “Scripture Sketches”  
video (optional)
- **Worship Song and Offering:**  
Worship song of your choice
- **Connection Point Bible Verse:**  
Connection Point Bible Verse  
and Bible Verse slides
- **Connection Point Missions:**  
Connection Point Missions and  
Connect to Missions slides;  
“Send Columbus” missions  
video
- **Real Life Connections:**  
Real Life Connections,  
Real Life Questions, and  
Life Point slides

**Media Note:** Look for the play button  
symbol (▶) to easily identify media cues.

## HUDDLE UPS

Huddle Ups are optional activities for churches that have a drop-off time before the session begins or a pick-up time as parents arrive at the end of the session. It's a great time for kids to interact with a small group leader through games, conversations, or review questions.

- ➔ Estimated time: varies according to schedule
- ➔ Tech: none
- ➔ People: Small Group Leaders
- ➔ Supplies (for each small group):
  - Arrival Huddle Up—coins (1 per child)
  - Bonus Huddle Up—crayons, “God Chose Moses” coloring sheet (1 per child)
  - Dismissal Huddle Up—Bibles, 9 index cards, markers, bulletin board paper, tape

### ARRIVAL HUDDLE UP

(Form small groups. Lead the following Huddle Up activity as kids arrive for worship time.)

*Prep: none*

- Lead kids to attempt several difficult or impossible stunts:
  - Challenge kids to touch their elbows with their noses.
  - Instruct each child to pat her head and rub her stomach at the same time. Then challenge kids to keep doing the actions while marching in place.
  - Direct a child to place a coin on his elbow, toss the coin into the air, and catch it with the hand of the same arm.
  - Direct each child to stand with his back and heels to a wall. Place a coin in front of each child. Challenge each child to pick up his coin without bending his knees.
- Remark that some of these stunts were difficult while others were impossible.
- Explain that nothing is impossible for God. He is powerful and in control of all things!
- Watch for the *Countdown* video to signal the end of Huddle Ups. Guide your small group to join the others to begin worship.

### BONUS HUDDLE UP

(This is an extra Huddle Up activity to be used during arrival or dismissal time.)

*Prep: Print this session's coloring sheet (available on the DVD-ROM).*

- Remark that God chose Moses to lead the Israelites out of slavery in Egypt.
- Distribute crayons and coloring sheets.
- Invite kids to color on their pages.

### DISMISSAL HUDDLE UP

(Lead small groups in the following Huddle Up activity as they await pick-up.)

*Prep: Write each reference on an index card (1 reference per card): Genesis 1:1; Psalm 74:17; Psalm 104:19; Psalm 135:6; Psalm 135:7; Psalm 147:4; Matthew 8:26-27; Matthew 15:29-31; Luke 5:4-6. Tape a large sheet of bulletin board paper on the wall at child height.*

- Review the Life Point: **God is powerful.**
- Guide each child to choose a Scripture card. (It is OK for more than one child to choose the same card.)
- Lead kids to find the reference in a Bible.
- Read aloud each verse.
- Discuss how each verse shows God's power.
- Invite kids to illustrate their chosen verses on the mural paper.
- Talk about God's power as kids work.
- Guide volunteers to show and tell about their drawings.
- Lead the group to pray a prayer of praise to God for His great power.
- **Answer key:**
  - Genesis 1:1; God created the world.
  - Psalm 74:17; God causes seasons.
  - Psalm 104:19; God commands the sun and moon.
  - Psalm 135:6; God does whatever He pleases.
  - Psalm 135:7; God controls the weather.
  - Psalm 147:4; God counts the number of stars.
  - Matthew 8:26-27; Jesus calmed the sea.
  - Matthew 15:29-31; Jesus healed many people.
  - Luke 5:4-6; Jesus caused a great catch of fish.

**COUNTDOWN VIDEO**

- ➔ Estimated time: 3 minutes
- ➔ Tech: “Countdown” video
- ➔ People: none
- ➔ Supplies: none

► Play the “Countdown” video 3 minutes prior to the start of your worship time.

**WORSHIP SONG**

- ➔ Estimated time: 3 minutes
- ➔ Tech: Music video, mics for singers, lights *(optional)*
- ➔ Music: “Infinite (Psalm 147:5)” *(lead sheet available on DVD-ROM)* or download a worship song of your choice
- ➔ People: Worship Leader and/or Worship Team
- ➔ Supplies: none

**WORSHIP LEADER**

I’m excited to sing with you this morning *(afternoon/evening)*! Some of the words of this song are the words of today’s Bible verse! Let’s stand and sing Psalm 147:5.

*(Kids stand to sing.)*

► Show the music video.

**WELCOME AND PRAYER**

- ➔ Estimated time: 5 minutes
- ➔ Tech: *Life Point* and *Bible Verse* slides
- ➔ People: Bible Story Leader
- ➔ Supplies: none

**BIBLE STORY LEADER**

Hey, kids! It’s great to see you at church! I’m glad you’re here today.

I’ve been thinking this week about things that are strong. What do you think is the strongest animal? Who is the strongest person you know? *(Allow for responses.)*

You mentioned some really strong animals and people, but none of them are as strong as God!

God is mighty and powerful. No person or thing is as powerful as God! Things that are impossible for people are easy for God.

► Show the *Life Point* slide.

**God is powerful.** Say that with me: **“God is powerful.”**

Today’s Bible verse says that God is great and vast in power. That means God is really, REALLY powerful! Let’s say together Psalm 147:5.

► Show the Bible Verse slide.

**BIBLE VERSE:**

*(Select your preferred version.)*

- Our Lord is great, vast in power; his understanding is infinite. Psalm 147:5 *(CSB)*
- Great is our Lord, and of great power: his understanding is infinite. Psalm 147:5 *(KJV)*

God is amazing! There is no one like God. He is all-knowing and all-powerful. There’s nothing that He can’t do!

Let’s pray and worship our great and mighty God! After we pray, we will check in with the True2Life team (or “*The Adventures of Dab and Derek*”).

*(Lead kids to pray.)*

**TRUE2LIFE DRAMA**

- ➔ Estimated time: 3-5 minutes
- ➔ Tech: *The Adventures of Dab and Derek* video *(optional)*
- ➔ People:
  - Daniella *(young girl from a Christian home)*
  - Davis *(Daniella’s older brother)*
- ➔ Supplies: 2 backpacks, lunchbox

**Option 1:** Rehearse and present the following script.

**Option 2:** Show the video: “*The Adventures of Dab and Derek*.”

*Daniella and Davis enter. Both wear backpacks. Daniella carries a lunchbox.*

**Davis:** Do I see a smile on your face?

**Daniella:** *(smiling and very excited)* Today was the BEST day!

**Davis:** Whoa! This morning you didn't even want to get on the NEW bus and to go to the NEW school with the NEW teachers. I guess all of the "new" was good?

**Daniella:** Davis, my teacher used to be a gymnastics coach! She can do a back handspring!

**Davis:** Did she do one in class?

**Daniella:** No, but she has pictures in the classroom of when she used to compete. She is so cool! AND I met a really nice girl and ate lunch with her. She has a dog just like Scout! I think they even have the same color eyes!

**Davis:** What? That's crazy!

**Daniella:** I know! AND she had a ham, tomato and mayo sandwich ... JUST LIKE I HAD!

**Davis:** You were like lunch twins!

**Daniella:** Isn't it great? I think she will be my best friend ever.

**Davis:** I'm so glad! See? God had a plan for you to meet all of these cool people!

**Daniella:** I know! But honestly, even if I hadn't met these people, I know that God's plan is always better for us. He's in control and is all-knowing. But you know what else I realized?

**Davis:** What?

**Daniella:** I realized that God is powerful. I feel like God did some mighty things for me today. It reminded me what a great God He is.

**Davis:** You're right about that. I always wonder what great things God does that I don't even notice! He's always at work.

**Daniella:** Well, this morning I had no idea what great things God had planned for me.

**Davis:** I'm glad you had such a great day, Daniella. I wasn't so sure when we left home.

**Daniella:** I wasn't so sure myself, but God taught me a lot today about His plans and His power. *(suddenly startled)* Oh! Davis, I'm sorry! I didn't even ask about YOUR day! How'd it go?

**Davis:** My day was pretty awesome, too. I met a guy who knows just as much about chemical reactions as I do! We have a lot in common!

**Daniella:** That's awesome! I didn't think there was another person in the whole world who loved science as much as you do! Has he memorized the whole periodic table, too?

**Davis:** Yep! He even has a T-shirt that he wears PERIODICALLY. *(laughs hard)* Get it? Periodically?

**Daniella:** *(unamused)* Oh, Davis. I hope your new friend teaches you some better jokes.

*(They both laugh and exit.)*

*(END SCENE)*

## **CONNECTION POINT GAME**

- ➡ Estimated time: 10 minutes
- ➡ Tech: *Connection Point Game* slide
- ➡ People: Connection Point Leader, 5 kids
- ➡ Supplies: 10 sheets of paper

### **GAME INSTRUCTIONS:**

- Choose 5 players.
- Give each player 2 sheets of paper.
- Instruct each player to stack his 2 sheets of paper and tear them in half.
- Guide each player to stack his paper halves and tear the papers in half again.
- Continue tearing and stacking the papers.
- Explain that when a player can no longer tear his stack, he is out of the game.
- Play until only 1 player remains.

### **CONNECTION POINT LEADER**

- ▶ Show the *Connection Point Game* slide.

Does anyone have super-strength? I need five strong kids to play today's game. *(Choose five kids.)*

Players, today's game is a test of strength. You will show us your strength by tearing sheets of paper. The game will begin easy, but it will get more difficult the longer you stay in the game.

Stack your two sheets of paper together, and the group will help me count to three. On the count of three, all of you try to tear your papers in half. Ready?

*(Answer any questions and play the game.)*

Great job, players! Were you surprised by how difficult it was to tear the paper? *(Allow for responses.)* It didn't take long before the paper was too thick to tear!

Do you think tearing the paper would be hard for God? *(Allow for responses.)* No, it would be easy for God! God is powerful! He can do things that are impossible for people.

After we sing, we will hear a Bible story about the amazing, mighty, awesome power of God!

## WORSHIP SONG

- ➔ Estimated time: 3 minutes
- ➔ Tech: Music video, mics for singers, lights *(optional)*
- ➔ Music: "No One Like You" *(lead sheet available on DVD-ROM)* or download a worship song of your choice
- ➔ People: Worship Leader and/or Worship Team
- ➔ Supplies: none

### WORSHIP LEADER

Psalm 66 is an entire chapter about how incredible God is! It says that because of God's amazing power the whole earth should worship and sing praises to Him! Let's do that, right now!

*(Kids stand to sing.)*

► Show the music video.

## BIBLE STORY

- ➔ Estimated time: 10 minutes
- ➔ Tech: *Christ Focus* and *Bible Story* slides; "Scripture Sketches" video *(optional)*
- ➔ People: Bible Story Leader
- ➔ Supplies: Bible, 1 solar powered item, such as a calculator; 1 electric powered item, such as a pencil sharpener; and 1 battery powered item, such as a TV remote

**Option 1:** Gather the suggested supplies and tell the following Bible story.

**Option 2:** Show the video: Scripture Sketches.

**Option 3:** Tell the Optional Bible Story available on the DVD-ROM. This session's optional Bible story is "The Israelites at the Red Sea," Exodus 13:17-22; 14.

### BIBLE STORY LEADER

► Show the Bible Story slide.

I brought three items to show you today. I have a calculator, a pencil sharpener, and a TV remote *(or name the items you have)*. None of these items will work without a power source. Who can tell me how each item gets its power? *(Allow kids to respond.)*

The solar calculator uses power from the sun or other light sources. The pencil sharpener needs electricity, and batteries power the TV remote.

God's power is greater than the sun, electricity, and batteries. There is no power that is greater than God's! He has the power to do ANYTHING. Listen as I tell you some of the incredible things that God did for Moses and the Israelites.

*(Open the Bible to Exodus 3.)*

One day as Moses cared for his father-in-law's sheep, he saw something strange. A bush was on fire, but it did not burn up! Moses wondered. *Why isn't the bush burning up?* He decided to get a closer look.

*(Read Exodus 3:4.)*

**When the LORD saw that he had gone over to look, God called out to him from the bush, "Moses, Moses!"**

**"Here I am," he answered.**

God warned Moses that he should not come any closer. Moses hid his face because he was afraid to look at God.

God said He had seen how miserable His people were in Egypt. The Israelites were slaves, and their lives were very hard. God said He had heard their prayers for help and planned to rescue them.

God told Moses to go to Pharaoh, the king of Egypt, and lead the Israelites out of Egypt!

*(Read Exodus 3:11.)*

**But Moses asked God, “Who am I that I should go to Pharaoh and that I should bring the Israelites out of Egypt?”**

God promised to be with Moses. “Tell the Israelites that I AM has sent you,” God commanded. But Moses worried that the people would not believe him.

Then God did three amazing things. First, God said to Moses, “Throw your staff on the ground.” Moses’ staff turned into a snake! God told Moses to pick up the snake by the tail, and it became a staff again!

Next, God said, “Put your hand inside your cloak.” When Moses took his hand out of his cloak, it was covered with a skin disease. When Moses took his hand from his cloak a second time, it was healed!

Finally, God told Moses, “If the people still do not believe, pour on the ground water from the Nile River. It will turn into blood.” God promised Moses that these signs would show the people that God had sent him.

Moses begged God to send someone else, and God became angry with Moses. God sent Moses’ brother, Aaron, to help him speak to the people. God said He would teach Moses and Aaron what to do.

Finally, Moses obeyed and went to Egypt. After God did many miraculous things, Pharaoh let the Israelites leave.

God led the people toward the Red Sea. He led them with a pillar of cloud in the daytime and a pillar of fire at night. The fire and cloud were always in front of the people and led them where they should go.

God told Moses to camp near the Red Sea, surrounded by mountains and water. God warned

Moses that Pharaoh would change his mind and come after the Israelites.

*(Read Exodus 14:5-6,9.)*

**When the king of Egypt was told that the people had fled, Pharaoh and his officials changed their minds about the people and said, “What have we done? We have released Israel from serving us.” So he got his chariot ready and took his troops with him. The Egyptians—all Pharaoh’s horses and chariots, his horsemen, and his army—chased after them and caught up with them as they camped by the sea.**

The Israelites saw the Egyptians coming, and they were afraid! “Do not be afraid,” Moses told them. “God will fight for you!”

God told Moses to lift his staff and stretch out his hand over the Red Sea. Then God moved the pillar of cloud between the Israelites and the Egyptians. Moses stretched out his hand, and God sent a wind that pushed back the waters all night. The Israelites walked to the other side on dry ground with a wall of water on their right and their left.

All of Pharaoh’s horses, chariots, and officers chased after the Israelites and went into the dry bed of the sea. God confused the Egyptians and made it difficult to drive their chariots. Pharaoh’s soldiers were terrified!

God told Moses to stretch his hand out over the sea again. When Moses did, the sea splashed back into place. None of the Egyptians survived.

*(Read Exodus 14:30-31.)*

**That day the LORD saved Israel from the power of the Egyptians ... . When Israel saw the great power that the LORD used against the Egyptians, the people feared the LORD and believed in him and in his servant Moses.**

*(Close the Bible.)*

Wow! What powerful things did God do for Moses and the Israelites? *(Allow for responses; God spoke from a burning bush that did not burn up; God turned Moses’ staff into a snake; God caused and cured Moses’ skin disease; God led the people with a pillar of cloud and fire; God made a dry path through the sea; God confused Pharaoh’s army.)*

- *Show the Christ Focus slide.*

God is powerful, and He can do anything! Through God's power Jesus walked on water, gave sight to the blind, commanded a storm, and resurrected from the dead! Only God's power can do such amazing things. Jesus' miracles prove that He is the Son of God!

### **WORSHIP SONG AND OFFERING**

- ➡ Estimated time: 3 minutes
- ➡ Tech: mics for singers, lights *(optional)*
- ➡ Music: Use a favorite song or download a worship song of your choice.
- ➡ People: Worship Leader and/or Worship Team
- ➡ Supplies: none

#### **WORSHIP LEADER**

What an exciting Bible story! God did miracles! A *miracle* is "something incredible that only God's power can do." Let's pray and praise God for His amazing power.

*(Lead kids to pray.)*

#### *Optional Giving Segment:*

It's time to give an offering. Some of the money people give at church helps missionaries go and tell the good news about Jesus. If you would like to give an offering today, ... .

*(Give your own directions for how the kids can give their offerings. After collecting the offering, guide kids to stand for the worship song.)*

- *Play your selected worship song.*

### **CONNECTION POINT BIBLE VERSE**

- ➡ Estimated time: 5-8 minutes
- ➡ Tech: *Connection Point Bible Verse* and *Bible Verse* slides
- ➡ People: Connection Point Leader, all kids
- ➡ Supplies: coin

#### **ACTIVITY INSTRUCTIONS:**

- *Select your preferred version of the Bible verse.*
- *Say the verse and lead kids to repeat it after you.*

- *Designate 1 side of the room as "heads" and the other as "tails."*
- *Lead kids to choose heads or tails and move to the appropriate side of the room.*
- *Flip a coin.*
- *Announce if the coin landed on heads or tails.*
- *Lead the corresponding group to say aloud the Bible verse.*
- *Guide kids to choose again and move to the appropriate side of the room.*
- *Flip the coin and lead the group to say the verse.*
- *Continue as your time allows.*
- **Option:** *Lead kids to sing "Infinite (Psalm 147:5)."*

#### **BIBLE VERSE:**

*(Select your preferred version.)*

- Our Lord is great, vast in power; his understanding is infinite. Psalm 147:5 (CSB)
- Great is our Lord, and of great power: his understanding is infinite. Psalm 147:5 (KJV)

#### **CONNECTION POINT LEADER**

- *Show the Connection Point Bible Verse slide.*

It's time to say our Bible verse! Say with me Psalm 147:5.

- *Show the Bible Verse slide.*

*(Lead kids to read aloud your preferred version.)*

Earlier, I mentioned that this verse tells us that God is really, REALLY powerful. It also tells us another thing about God. It says that God's understanding is infinite. What does that mean? *(Allow for responses.)*

God's knowledge and wisdom is infinite. It goes on forever and never comes to an end!

*(Lead the activity.)*

## **CONNECTION POINT MISSIONS**

- ➔ Estimated time: 5-8 minutes
- ➔ Tech: *Connection Point Missions* and *Connect to Missions* slides; “Send Columbus” missions video
- ➔ People: Connection Point Leader
- ➔ Supplies: none

### **CONNECTION POINT LEADER**

► *Show the Connection Point Missions slide.*

The city with the highest population in Ohio, is Columbus, and it is one of the top 15 cities in population of the United States! That means there are a lot of people in Columbus who need to know the good news about Jesus! Let’s watch a video to see what Columbus is like.

► *Show the missions video: “Send Columbus.”*

► *Show the Connect to Missions slide.*

There is a lot of work to do in Columbus! Just a little over 12 percent of the population is connected to a church, and there is only 1 Southern Baptist church for every 15,555 people!

Let’s pray for the missionaries working in Columbus, Ohio. Pray for more churches to partner with the existing churches and missionaries in the area.

*(Invite a child to lead the group to pray. If no one volunteers, voice a prayer yourself.)*

## **REAL LIFE CONNECTIONS**

- ➔ Estimated time: 3-5 minutes
- ➔ Tech: *Real Life Connections*, *Real Life Questions*, and *Life Point* slides; microphone to take to individuals in group *(optional)*
- ➔ People: Bible Story Leader
- ➔ Supplies: One Conversation Page *(1 per child)*

*Prep: Print this session’s One Conversation Page (available on the DVD-ROM). Lead a conversation with your kids about today’s Bible story and Life Point. Show the Real Life Questions slides and discuss each question.*

### **BIBLE STORY LEADER**

► *Show the Real Life Connections slide.*

We’ve heard some awesome things today about God’s great power! Let’s talk more about God’s power and miracles.

► *Show each Real Life Questions slide.*

- Is anything too hard for God? Why not?
- Do you know a Bible story when God did something amazing?
- What is a *miracle*?
- Do you think God still does miracles today?

► *Show the Life Point slide.*

**God is powerful.** Say that with me: **“God is powerful.”**

You can never have a problem so big that God can’t help. Nothing is too hard for God. He is powerful, and He can do anything!

Thanks for being here today! I appreciate you being such super listeners. Come again next time, and we’ll hear more about our great and powerful God!

### **Leader notes:**

- If you plan to utilize the Dismissal Huddle Up, guide kids to their small groups.*
- Send each child home with a One Conversation Page. Suggest families check out the “At Home” discipleship option at the bottom of the page.*

# Decorating IDEAS

## UNIT 1: GOD IS

- Piece together large sheets of bulletin board paper to cover an entire focal wall. Tape the backs of the papers together, using clear packing tape. Use various colors of spray paint to create a graffiti wall. In the center of the paper use a fun, graffiti-style font to spray paint *GOD IS*. In the areas around the paper's edges, paint the words *all-knowing, in control, powerful, loving, kind, and holy*. Fill a paint brush with acrylic paint and flick it toward the paper to create paint splatters. Tape the finished artwork to a focal wall.
- Gather several drop cloths (*or bed sheets*) and spatter them with paint. Arrange the cloths on the floor of the stage area.
- Set a large A-frame ladder on the drop cloths. (*Ladder is for decorating purposes only. Keep away from children.*) Add other painting elements such as brushes, rollers, empty paint cans, paint trays, and so on.

## UNIT 2: THE WORD OF GOD

- Search online for free Bible story illustrations. Print the illustrations and mount them on brightly colored papers. Display the illustrations around your worship area.
- Place a table where children will see it as they arrive for worship. Fill the table with Bibles of various shapes, sizes, colors, and translations. Encourage kids to look at the Bibles and compare them.
- Designate a focal wall as a Scripture wall. Provide sticky notes of various colors and markers. Encourage kids to write their favorite Bible verses on the sticky notes, one verse per note. Allow kids to place their completed sticky notes on the wall to create a collage. Suggest kids add a new verse each week! Invite each child to select a sticky note from the wall to take home at the end of the unit.

## UNIT 3: GOD'S PROMISES

- Create a tree house theme for your stage area. Use nature items to accentuate the scene, such as: greenery, burlap, artificial flowers, and rocks.
- Use a large cardboard appliance box to fashion a tree house. Paint the box fun colors, using acrylic paints.
- Use colored crepe paper to make a rainbow that spans the width of your stage.
- Cut large cloud shapes from poster board. Glue cotton balls or quilting batting to cover each cloud shape. Attach fishing line to the clouds and hang them from the ceiling.

# Sharing

## THE GOSPEL

### with Kids

The word ***gospel*** means “***good news***.”

It is the message about ***Christ***, the ***kingdom of God***, and ***salvation***.



***God rules.*** The Bible tells us God created everything, including you and me, and He is in charge of everything. Recite Genesis 1:1 from memory or read it in the Bible. *Read REVELATION 4:11 and COLOSSIANS 1:16-17.*



***We sinned.*** Since the time of Adam and Eve, everyone has chosen to disobey God (Romans 3:23). The Bible calls this sin. Because God is holy, God cannot be around sin. Sin separates us from God and deserves God's punishment of death (*ROMANS 6:23*).



***God provided.*** Read John 3:16 aloud. God sent His Son, Jesus, the perfect solution to our sin problem, to rescue us from the punishment we deserve. It's something we, as sinners, could never earn on our own. Jesus alone saves us. *Read EPHESIANS 2:8-9.*



***Jesus gives.*** Jesus lived a perfect life, died on the cross for our sins, and rose again. Because Jesus gave up His life for us, we can be welcomed into God's family for eternity. This is the best gift ever! *Read ROMANS 5:8; 2 CORINTHIANS 5:21; or 1 PETER 3:18.*



***We respond.*** We can respond to Jesus. “The ABCs of Becoming a Christian” is a simple tool that helps us remember how to respond when prompted by the Holy Spirit to the gift Jesus offers.

***A***dmnit

***B***elieve

***C***onfess

***Admit*** to God that you are a sinner. The first people God created chose to sin and disobey God. Ever since then, all people have chosen to sin and disobey. (Romans 3:23) Tell God you messed up and you are sorry for doing your own thing and turning away from Him through your thoughts, words, and actions. Repent, turn away from your sin. (Acts 3:19; 1 John 1:9) Repent doesn't just mean turning from doing bad things to doing good things. It means turning from sin and even from your own good works and turning to Jesus, trusting only in Him to save you.

***Believe*** that Jesus is God's Son and accept God's gift of forgiveness from sin. You must believe that only Jesus can save you and you cannot save yourself from your sin problem—not even by praying to God, going to church, or reading your Bible. Your faith or your trust is only in Jesus and what He did for you through His life, death, and resurrection. (Acts 16:31; Acts 4:12; John 14:6; Ephesians 2:8-9)

***Confess*** your faith in Jesus Christ as Savior and Lord. Tell God and tell others what you believe. If Jesus is your Savior, you are trusting only in Him to save you. Jesus is also Lord, which means He is in charge and calling the shots in your life. You can start following Him and doing what He says in the Bible. You are born again into a new life and look forward to being with God forever. (Romans 10:9-10,13)



## UNIT 1: GOD IS

### Session 2: God Chose Moses



#### BIBLE PASSAGE

Exodus 3:1–4:17; 12:31–41;  
13:21–22; 14

#### LIFE POINT

God is powerful.

- ➔ People:
  - Daniella (*young girl from a Christian home*)
  - Davis (*Daniella's older brother*)
- ➔ Supplies: 2 backpacks, lunchbox

*Daniella and Davis enter. Both wear backpacks.  
Daniella carries a lunchbox.*

**Davis:** Do I see a smile on your face?

**Daniella:** (*smiling and very excited*) Today was the BEST day!

**Davis:** Whoa! This morning you didn't even want to get on the NEW bus and to go to the NEW school with the NEW teachers. I guess all of the "new" was good?

**Daniella:** Davis, my teacher used to be a gymnastics coach! She can do a back handspring!

**Davis:** Did she do one in class?

**Daniella:** No, but she has pictures in the classroom of when she used to compete. She is so cool! AND I met a really nice girl and ate lunch with her. She has a dog just like Scout! I think they even have the same color eyes!

**Davis:** What? That's crazy!

**Daniella:** I know! AND she had a ham, tomato and mayo sandwich ... JUST LIKE I HAD!

**Davis:** You were like lunch twins!

**Daniella:** Isn't it great? I think she will be my best friend ever.

**Davis:** I'm so glad! See? God had a plan for you to meet all of these cool people!

**Daniella:** I know! But honestly, even if I hadn't met these people, I know that God's plan is always better for us. He's in control and is all-knowing. But you know what else I realized?

**Davis:** What?

**Daniella:** I realized that God is powerful. I feel like God did some mighty things for me today. It reminded me what a great God He is.

**Davis:** You're right about that. I always wonder what great things God does that I don't even notice! He's always at work.

**Daniella:** Well, this morning I had no idea what great things God had planned for me.

**Davis:** I'm glad you had such a great day, Daniella. I wasn't so sure when we left home.

**Daniella:** I wasn't so sure myself, but God taught me a lot today about His plans and His power. (*suddenly startled*) Oh! Davis, I'm sorry! I didn't even ask about YOUR day! How'd it go?

**Davis:** My day was pretty awesome, too. I met a guy who knows just as much about chemical reactions as I do! We have a lot in common!

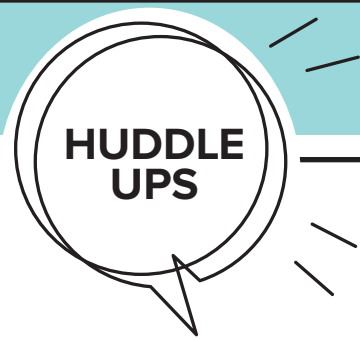
**Daniella:** That's awesome! I didn't think there was another person in the whole world who loved science as much as you do! Has he memorized the whole periodic table, too?

**Davis:** Yep! He even has a T-shirt that he wears PERIODICALLY. (*laughs hard*) Get it? Periodically?

**Daniella:** (*unamused*) Oh, Davis. I hope your new friend teaches you some better jokes.

*(They both laugh and exit.)*

*(END SCENE)*



## UNIT 1: GOD IS

### Session 2: God Chose Moses



#### BIBLE PASSAGE

Exodus 3:1–4:17; 12:31–41;  
13:21–22; 14

#### LIFE POINT

God is powerful.

#### ARRIVAL HUDDLE UP

*(Form small groups. Lead the following Huddle Up activity as kids arrive for worship time.)*

- ➔ *Supplies: coins (1 per child)*
- ➔ *Prep: none*
- Lead kids to attempt several difficult or impossible stunts:
  - Challenge kids to touch their elbows with their noses.
  - Instruct each child to pat her head and rub her stomach at the same time. Then challenge kids to keep doing the actions while marching in place.
  - Direct a child to place a coin on his elbow, toss the coin into the air, and catch it with the hand of the same arm.
  - Direct each child to stand with his back and heels to a wall. Place a coin in front of each child. Challenge each child to pick up his coin without bending his knees.
- Remark that some of these stunts were difficult while others were impossible.
- Explain that nothing is impossible for God. He is powerful and in control of all things!
- Watch for the *Countdown* video to signal the end of Huddle Ups. Guide your small group to join the others to begin worship.

#### BONUS HUDDLE UP

*(This is an extra Huddle Up activity to be used during arrival or dismissal time.)*

- ➔ *Supplies: crayons, “God Chose Moses” coloring sheet (1 per child)*
- ➔ *Prep: Print this session’s coloring sheet (available on the DVD-ROM).*
- Remark that God chose Moses to lead the Israelites out of slavery in Egypt.
- Distribute crayons and coloring sheets.
- Invite kids to color on their pages.

#### DISMISSAL HUDDLE UP

*(Lead small groups in the following Huddle Up activity as they await pick-up.)*

- ➔ *Supplies: Bibles, 9 index cards, markers, bulletin board paper, tape*
- ➔ *Prep: Write each reference on an index card (1 reference per card): Genesis 1:1; Psalm 74:17; Psalm 104:19; Psalm 135:6; Psalm 135:7; Psalm 147:4; Matthew 8:26–27; Matthew 15:29–31; Luke 5:4–6. Tape a large sheet of bulletin board paper on the wall at child height.*
- Review the Life Point: **God is powerful.**
- Guide each child to choose a Scripture card. *(It is OK for more than one child to choose the same card.)*
- Lead kids to find the reference in a Bible.
- Read aloud each verse.
- Discuss how each verse shows God’s power.
- Invite kids to illustrate their chosen verses on the mural paper.
- Talk about God’s power as kids work.
- Guide volunteers to show and tell about their drawings.
- Lead the group to pray a prayer of praise to God for His great power.
- **Answer key:**
  - Genesis 1:1; God created the world.
  - Psalm 74:17; God causes seasons.
  - Psalm 104:19; God commands the sun and moon.
  - Psalm 135:6; God does whatever He pleases.
  - Psalm 135:7; God controls the weather.
  - Psalm 147:4; God counts the number of stars.
  - Matthew 8:26–27; Jesus calmed the sea.
  - Matthew 15:29–31; Jesus healed many people.
  - Luke 5:4–6; Jesus caused a great catch of fish.



## OPTIONAL BIBLE STORY

# UNIT 1: GOD IS

## Session 2: The Israelites at the Red Sea

KIDS

BIBLE  
STUDIES  
FOR LIFE®

Worship

### BIBLE PASSAGE

Exodus 13:17-22; 14

### LIFE POINT

God is powerful.

- ➔ *Supplies: Bible, 1 solar powered item, such as a calculator; 1 electric powered item, such as a pencil sharpener; and 1 battery powered item, such as a TV remote*
- ➔ *Prep: none*

I brought three items to show you today. I have a calculator, a pencil sharpener, and a TV remote (*or name the items you have*). None of these items will work without a power source. Who can tell me how each item gets its power? (*Allow kids to respond.*)

The solar calculator uses power from the sun or other light sources. The pencil sharpener needs electricity, and batteries power the TV remote.

God's power is greater than the sun, electricity, and batteries. There is no power that is greater than God's! He has the power to do ANYTHING. Listen as I tell you about something incredible that God did for Moses and the Israelites.

*(Open the Bible to Exodus 14.)*

The Israelites had been slaves in Egypt. When Pharaoh let the Israelites leave Egypt, God led them toward the Red Sea. The people followed a pillar of cloud during the day and a pillar of fire during the night. They camped near the Red Sea, surrounded by mountains and water.

Not long after the Israelites left Egypt, Pharaoh changed his mind and decided to go after them. He took 600 of his best chariots and hundreds of troops to chase after the Israelites. As Pharaoh got close, the Israelites saw him and his army approaching. They were afraid because they were trapped.

*(Read Exodus 14:13-14.)*

**Moses said to the people, "Don't be afraid. Stand firm and see the LORD's salvation that he will accomplish for you today; for the Egyptians you see today, you will never see again. The LORD will fight for you, and you must be quiet."**

God told Moses to lift his staff and stretch out his hand over the Red Sea. Moses obeyed. He stretched

out his hand over the sea. God pushed the waters back with a powerful wind and turned the sea into dry land.

*(Read Exodus 14:22.)*

**The Israelites went through the sea on dry ground, with the waters like a wall to them on their right and their left.**

All of Pharaoh's horses, chariots, and officers chased after the Israelites and went into the dry bed of the sea. God told Moses to stretch his hand out over the sea again so the sea would return to normal. Moses obeyed. As he stretched his hand out over the sea, all the water rushed back in and covered the horses, chariots, and officers. None of Pharaoh's army survived.

*(Read Exodus 14:29,31.)*


**But the Israelites had walked through the sea on dry ground, with the waters like a wall to them on their right and their left. When Israel saw the great power that the LORD used against the Egyptians, the people feared the LORD and believed in him and in his servant Moses.**

*(Close the Bible.)*

Wow! What amazing thing did God do for the Israelites? (*Allow for responses.*) God divided the sea and allowed the people to walk through it on dry ground!

► *Show the Christ Focus slide.*

God is powerful, and He can do anything! Through God's power Jesus walked on water, gave sight to the blind, commanded a storm, and resurrected from the dead! Only God's power can do such amazing things. Jesus' miracles prove that He is the Son of God!



## **GOD CHOSE MOSES**

Exodus 3:1–4:17; 12:31-41; 13:21-22; 14

© 2025 Lifeway

# BIBLE STUDIES FOR LIFE®

Worship

## LIFE POINT

God is powerful.



### THE BIBLE MEETS LIFE

Through the Bible story your child heard how God showed His power to Pharaoh. God freed His people! Then God showed His power again by parting the Red Sea for the Israelites.



### LIVE IT OUT

Help your child name the ways God showed His power when the Israelites left Egypt. Lead your child to write the words of Psalm 145:7 on a sticky note and place it in her room, on the refrigerator, or on a mirror as a reminder that God is powerful!



### LEVEL OF BIBLICAL LEARNING

God is all-powerful and in control of all things.



### DAILY BIBLE READING

**Sunday:** Psalm 147:5

**Monday:** Ephesians 6:10

**Tuesday:** Isaiah 40:29

**Wednesday:** Romans 1:20

**Thursday:** 1 Corinthians 6:14

**Friday:** Zephaniah 3:17

**Saturday:** Psalm 59:17

1

# CONVERSATION

## God Chose Moses

EXODUS 3:1-4:17; 12:31-41;  
13:21-22; 14

One day Moses saw a bush that was on fire. An angel appeared to Moses in a flame, but the bush did not burn up! Suddenly, God called from the bush, “Moses! Moses! Take off your sandals. You are standing on holy ground.” Then God said, “I have seen how My people are suffering in Egypt. Go, Moses. I want you to lead My people out of Egypt!”

Moses was uncertain. “Who am I that I should go and bring the people out of Egypt? What will I say when the people want to know Who sent me? What should I tell them?”

God said, “I AM WHO I AM. Say, ‘I AM’ has sent me!”

God gave Moses three miraculous signs. One turned Moses’ staff into a snake and back into a staff. Next, God covered Moses’ hand with a skin disease and healed it. Finally, God said He would turn the water from the Nile River to blood. God assured Moses that these signs would show the people that God had sent him. After some time, Pharaoh came to Moses and his brother, Aaron, and told them to go and be free and worship their Lord.

God led the Israelites through the wilderness toward the Red Sea. He gave them a pillar of cloud in the daytime and a pillar of fire that lit up the night. Soon, Pharaoh wondered why he had let the Israelites go free. Pharaoh took more than 600 chariots and hundreds of troops and chased after the Israelites.

The Israelites saw the Egyptians coming, and they were afraid! “Do not be afraid,” Moses told them. “God will fight for you!” Moses lifted his staff and stretched out his hand. God pushed back the waters, and the Israelites walked to the other side on dry ground.

All of Pharaoh’s horses, chariots, and officers chased after the Israelites and went into the dry bed of the sea. God told Moses to stretch his hand out over the sea again. When Moses did, the sea splashed back into place and covered all of Pharaoh’s chariots. Not one Egyptian survived. When the Israelites saw the great power of God, they trusted God and believed in Him.

**WEEKLY VERSE** Psalm 147:5



Check out our **BIBLE STUDIES FOR LIFE AT HOME** resource for weekly family discipleship and worship.

KIDS

# BIBLE STUDIES FOR LIFE®

Worship

## UNIT 1 GOD IS

*Session 2: God Chose Moses*

GOD

# Bible STORY

## GOD CHOSE MOSES

---

*Exodus 3:1–4:17; 12:31–41;  
13:21–22; 14*






# *Bible* **VERSE**

Our Lord is great,  
vast in power;  
his understanding  
is infinite.

*Psalms 147:5 (CSB)*






## *Bible* **VERSE**

Great is our Lord,  
and of great power:  
his understanding is infinite.

*Psalms 147:5 (KJV)*



The background of the slide is decorated with various geometric shapes including circles, squares, triangles, and zig-zags in shades of blue, teal, and black. A large, light blue diagonal band runs across the center, containing the main text. In the top left corner, there is a blue banner with a black outline and a 3D effect.

**Christ  
FOCUS**

**Jesus' miracles  
prove that He is  
the Son of God.**

# Connect to MISSIONS

**Pray for missionaries  
who work in  
Columbus, Ohio.**

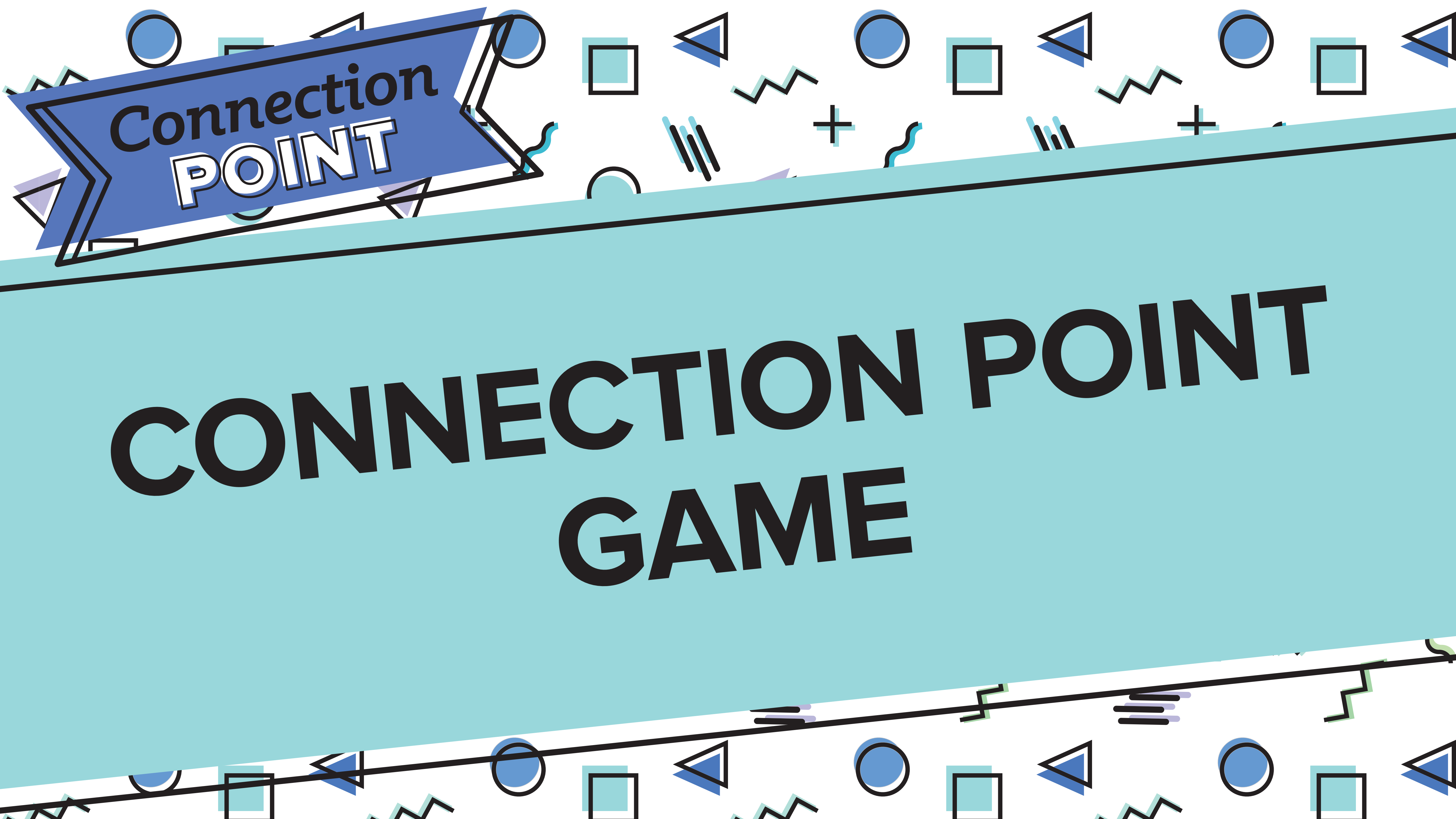


A decorative banner with a blue background and a black border, featuring the text "Connection POINT". The banner is surrounded by various geometric shapes including circles, squares, triangles, and zig-zags in blue, teal, and black. The banner is tilted and has a 3D effect.

**Connection  
POINT**

# **CONNECTION POINT**

## **BIBLE VERSE**



Connection  
POINT

# CONNECTION POINT GAME

The image features a vibrant, abstract background with a light blue diagonal band. Above and below this band are white areas filled with various geometric shapes: blue circles, teal squares, blue triangles, black plus signs, and black zigzag lines. In the top left, a blue banner with a black border and a 3D effect contains the text 'Connection POINT'.

**Connection  
POINT**

# **CONNECTION POINT MISSIONS**

A decorative banner with a blue background and a black outline, tilted upwards to the right. It features the text "Life POINT" in a bold, sans-serif font. The banner is surrounded by various geometric shapes including circles, squares, triangles, and zig-zags in shades of blue, teal, and black. A thick, light blue diagonal band runs across the center of the image, separating the banner from the main text area.

**Life  
POINT**

**God is powerful.**

The background features a light blue diagonal band. Above and below this band are white areas filled with various geometric shapes: blue circles, teal squares, blue triangles, black plus signs, black zig-zags, and black wavy lines. A blue banner with a black border is positioned in the top left corner.

# **Real Life** **CONNECTIONS**

**Is anything too hard  
for God? Why not?**

The background of the entire image is white and filled with various geometric shapes. These include blue circles, teal squares, blue triangles, and black outlines of these shapes. There are also black plus signs, wavy lines, and sets of three parallel lines. A thick, light blue diagonal band runs from the top left towards the bottom right, serving as a background for the main text.

**Real Life**  
**CONNECTIONS**

**Do you know a Bible  
story when God did  
something amazing?**



**Real Life**  
**CONNECTIONS**

**What is a *miracle*?**

A decorative banner with a blue background and a black border, featuring the text "Real Life CONNECTIONS". The banner is surrounded by various geometric shapes including circles, squares, triangles, and zig-zags in blue, teal, and black. The banner is tilted and has a 3D effect.

# Real Life CONNECTIONS

**Do you think God still  
does miracles today?**

A decorative banner with a blue background and a black border, featuring the word "WORSHIP" in bold, black, uppercase letters. The banner is surrounded by various geometric shapes including circles, squares, triangles, and zig-zags in shades of blue, teal, and black.

**WORSHIP**

# **REAL LIFE CONNECTIONS**



*Bible*  
**VERSE**

