

1ST & 2ND GRADE

BIBLE STUDIES FOR LIFE®

GOD IS
THE WORD OF GOD
GOD'S PROMISES

KIDS LEADER GUIDE
FALL 2025



God is powerful.

GOD CHOSE MOSES



LEADER BIBLE STUDY



GOD LEVEL OF BIBLICAL LEARNING

God is powerful and in control of all things.

SCRIPTURE REFERENCE

Exodus 3:1–4:17;
12:31-41; 13:21-22; 14

UNIT VERSE

Our Lord is great,
vast in power; his
understanding is infinite.
Psalm 147:5 (CSB)

WEEKLY VERSE

Our Lord is great,
vast in power; his
understanding is infinite.
Psalm 147:5 (CSB)

SUGGESTED FOR THE WEEK OF

September 14

CONTEXT AND COMMENTARY FOR PERSONAL STUDY AND PREPARATION

(For age-appropriate language, use the Bible story on the following pages.)

It is impossible to overstate the importance of the exodus in the Bible's storyline. The Israelites' escape from Egypt defined God's chosen people more than any other event. They were freed from their captivity by the strong hand of the Lord, the great I AM. Old Testament authors referred to the exodus over 100 times in stories, psalms, wisdom literature, and prophecies.

In Exodus 13, the Lord gave explicit instructions to Moses regarding how the Passover was to be observed. "Remember this day ..." (13:3), "you must ..." (13:5-6), "keep this statute ..." (13:10), "let it serve as a sign ..." (13:9). Repetition in the Bible is an indicator that something is significant to God. Why was God so adamant His people remember what He had done for them in Egypt? As amazing as the first exodus was, it foreshadowed something even greater, and God did not want His people to miss it.

When Jesus walked by the Jordan River roughly 1,400 years after God brought the Israelites out of Egypt, John saw Him and called out, "Look, the Lamb of God, who takes away the sin of the world." (John 1:29) For those who had ears to hear, Jesus' identity was fully revealed from the earliest days of His ministry.

Just as God used Moses to rescue His people from Egypt, He used Jesus to save His people from their sins. (Matthew 1:21) The Israelites were saved by the blood of their Passover lambs, but we are saved by the blood of the perfect Son of God. (1 Peter 1:19) As Pharaoh and his riders were cast into the sea, so is our sin. (Micah 7:19) God led the Israelites with a pillar of fire and cloud, but He leads us, as believers, by the power of His Spirit. (Romans 8:14) The Israelites ate manna and drank water from a rock. We are fed by the true Bread of Life (John 6:32-33), and we drink Living Water (John 4:10-14) that allows us to never thirst again.

God's power over Pharaoh was great, but it pointed to a much greater truth. God had the power to save His people once and for all. Jesus was the only One who could lead God's people into the true promised land where anyone who believes would live with Him forever.

As you pray this week, praise God for His acts of power. Ask Him to remind you that nothing is impossible for Him and that He is worthy of all your worship.



PRACTICE BIBLE SKILLS

- Provide each child with a copy of the graph and a ziplock bag of cereal.
 - Draw kids' attention to the names of the Bible books along the bottom of the graph. Ask the group if the books belong to the Old or New Testament. (*Old Testament*)
 - Guide kids to locate each of the books in their Bibles, using the Table of Contents to help. When kids locate a book, direct them to discover how many chapters that book contains. Then they use their cereal pieces to indicate the number on their graphs.
 - Announce that today the group will study Exodus. Challenge kids to discover the number of chapters in Exodus. Invite them to enjoy the extra cereal in their ziplock bags at the conclusion of the activity.
 - **Option:** Instruct kids to color the squares on their graphs instead of using cereal.
- » Printables:
 - “Bible Book Graph”
 - “Allergy Alert”
 - » Bibles, colored o-shaped cereal, ziplock bags
 - » Print and display “Allergy Alert.”
 - » Portion cereal into ziplock bags for kids.



MISSIONS EMPHASIS

- Show the “Aaron Taylor Photos” as you say: “Aaron Taylor started a church called Living Hope Church in Columbus, Ohio. The church then started a ministry center called Finding Hope. The center provides a place for families to get the help they need and also tells them about Jesus. The center helps local communities with day-to-day ministries and helps churches as they minister to the people in their areas.”
 - Place the “US Map” on the floor.
 - Direct the kids to gather around the map and touch it with one finger.
 - Lead kids to pray for Aaron, his wife, Elizabeth, and their two daughters as they serve at Living Hope Church. Also, pray for the ministries of the church and the Finding Hope Center.
- » Printables:
 - “Unit 1 Missions: Columbus, Ohio”
 - “US Map”
 - “Aaron Taylor Photos”



INTRODUCTORY ACTIVITY

- Encourage kids to name ideas about what the word *powerful* means. Brainstorm together some people or things that might be considered powerful. Invite kids to play a game to guess items with powerful sounds.
 - Discreetly prompt a child volunteer to make the sound of a dog barking loudly while kids guess the sound. Continue the activity by prompting additional volunteers to make the sounds of a train, lion, fire truck, and drums while the group guesses.
 - Teach kids that God is powerful. Emphasize that He is more powerful than anyone or anything. Challenge kids to listen for how God shows His power in the Bible story.
- » **Option:** “God Chose Moses” coloring page (Printables)



STUDY THE BIBLE



» Pack Items:

- 1: “Unit 1 Banner”
- 2: “Psalm 147:5”

» Music, Videos, tape,
3 poster boards,
markers

» Use the unit banner
rectangle for
Session 2 that reads
powerful

1. TELL THE BIBLE STORY

- Draw kids’ attention to the “Unit 1 Banner.” Review that God protected Moses when Moses was a baby because God is all-knowing and in control of all things. Allow a child volunteer to name a few details from the Session 1 Bible story.
- Add the title that reads *powerful* to an empty space on the banner and announce that today kids will learn that God is powerful. Mention that God will continue to use Moses to show His power. Open your Bible to Exodus 3:1–4:17 and tell the Bible story in your own words.
- **Option:** Show the “Scripture Sketches” video.

Bible Story: God Chose Moses

When Moses grew up, he became a shepherd. As Moses was shepherding a flock in the wilderness, he saw a bush that was on fire but did not burn up. Moses walked closer. He heard God calling from the bush, “Moses, Moses! Take off your sandals. You are standing on holy ground.”

God announced to Moses that He planned to rescue His people, the Israelites, from slavery in Egypt. God said He chose Moses to go to Egypt to lead the people out and bring them to a new land.

Moses was unsure. He asked, “Who am I that I should go and bring the people out of Egypt? What should I say when the Israelites want to know who sent me?”

God said, “I AM WHO I AM. Say I AM has sent me!” God gave Moses three miraculous signs to prove to the Israelites that God chose Moses.

Moses was still unsure. He pleaded with God to choose someone else so God sent Moses’ brother, Aaron, to help him.

They went to Pharaoh, the king of Egypt, and said, “The God of Israel says: Let my people go.” Pharaoh refused so God brought ten plagues on the Egyptians. The plagues were mighty works that showed God’s power. After the tenth plague (Exodus 5:1, 7:14–12:30), Pharaoh told Moses to take the Israelites out of Egypt. God blessed the Israelites by giving them silver, gold, and clothing from the Egyptians as they left Egypt.

The Lord gave a pillar of fire at night and a pillar of cloud during the day to lead His people out of Egypt. But after the Israelites rebelled, Pharaoh changed his mind and ordered his troops to go after the Israelites.

As Pharaoh and his chariots came closer, the Israelites were afraid. God told Moses to stretch out his hand over the Red Sea and the Lord drove back the sea with a powerful wind. The Israelites walked through the sea on dry ground, with waters like a



STUDY THE BIBLE

wall on their right and their left. The Egyptians went into the sea after the Israelites. But while the Egyptians were crossing, God caused the sea to return to its normal depth and covered their chariots.

That day the Lord saved Israel from the Egyptians. The Israelites saw God's great power and believed in Him.

BASED ON EXODUS 3:1-4:17; 12:31-41; 13:21-22; 14

2. REVIEW THE BIBLE STORY

- Help kids form three groups. Assign each group one of the following: bush, cloud, sea.
- Give each group a poster board. Direct kids to work together with their group to illustrate how God showed His power through the item their group was assigned. (*The bush was on fire but did not burn up; the cloud led the people; the sea was divided*) Travel among the groups to guide kids as they create illustrations.
- Provide time for each group to present their posters to the others and describe how God showed His power.

3. PRACTICE THE UNIT/WEEKLY VERSE

- Invite girls and boys to read Psalm 147:5 aloud with you from the Unit Verse poster. Explain that when kids get to the word *power*, they should shout that word as loudly as they can.
- Lead kids to form two groups. Allow each group to have a turn saying the Unit Verse again with you to discover which group can emphasize the word *power* the loudest.
- Sing "In nite."

SHOW "THE ADVENTURES OF DAB AND DEREK" VIDEO.

4. PRAY

- Express that God worked in mighty ways in the Bible story, and He continues to work in mighty ways today.
- Invite kids to think of some ways God has shown His power in their lives. Ideas might include protection, such as in a storm or accident, or unique ways He has provided for them, such as prompting a friend to offer helpful encouragement. Acknowledge that sometimes God's power is at work in ways we may not even recognize.
- Emphasize that God also shows His power when He calls a person to turn from sin to God and trust Jesus as Savior and Lord.
- Close in prayer, addressing God as powerful, and thanking Him for using His power to save His people.

REVIEW QUESTIONS

- » What did Moses see when he was shepherding his flock? (*a bush on fire that did not burn up*)
- » Who spoke to Moses from the burning bush? (*God*)
- » What did God command Moses to do? (*lead His people out of Egypt*)
- » Who did God send to help Moses? (*Moses' brother, Aaron*)
- » How did God guide the Israelites as they traveled? (*a pillar of cloud in the day and a pillar of fire at night*)
- » What happened to the Red Sea when Moses obeyed God and stretched out his hand? (*The sea divided and the Israelites crossed on dry ground*)
- » What happened as Pharaoh and the Egyptians crossed the Red Sea? (*God caused the water to cover their chariots*)



LIVE IT OUT

CHOICE 1

- » Kids Activity Pages
- » Pack Item:
 - 6: “Review Clues”
- » Scissors
- » Cut apart the clue cards. Hide cards 2–6 around the room with the picture side of the card facing up.
- » Answers to Review Clues:
 - Clue 1: Burning Bush
 - Clue 2: Aaron
 - Clue 3: Pharaoh
 - Clue 4: Pillar of fire and pillar of cloud
 - Clue 5: Red Sea

CHOICE 2

- » Kids Activity Pages
- » Pack Item:
 - 7: “Bush Template”
- » Heavyweight paper, crayons, orange and yellow washable paint, marbles, foil pan, wipes
- » Cover the work area with paper.

CHOICE 1

ESCAPE ROOM REVIEW

- Distribute Kids Activity Pages and provide time for boys and girls to complete the activities. Invite a child volunteer to tell the word she discovered in the “In the Clouds” activity. (*powerful*)
- Encourage the group to pretend they are part of God’s people enslaved in Egypt. Explain that you have hidden clues around the room. The clues will remind kids of how God’s people escaped from Egypt. Each clue will provide hints to locate the next clue. Kids should use the picture side of the card to determine if they have found the next clue.
- Explain that the clues are numbered on the text side of the card. If kids find a clue they think aligns with the hints they were given, they can verify the correct answer by confirming the number. (For example, Clue 2 would not be the card with the picture of the pillar of fire or cloud.) If they find a card other than the one for which they are searching, they should leave the card (picture side facing up) until it matches one of the clues.
- Read the first clue aloud. Guide kids to search the room for the card that matches the clue. When they locate it, read the text from Clue 2 aloud. Continue helping kids locate and read clues aloud until all six clues have been found.
- Conclude by reminding the group that God worked in mighty ways to save His people because God is powerful and in control of all things.

CHOICE 2

MARBLE ART ON FIRE

- Ask boys and girls: “Who spoke to Moses from the bush? (*God*) What was unique about the bush from which God spoke?” (*It was on fire but not burning up*)
- Emphasize that Moses experienced something miraculous—a burning bush that was not consumed by the fire. The bush was not consumed because God is all-powerful and in control of all things.
- Provide each child with a copy of “Bush Template.” Direct everyone to color the picture.
- One at a time, invite kids to place their pictures faceup in the foil pan. Help them place a few drops of yellow and a few drops of orange paint on their bush design. Provide two to three marbles and direct kids to carefully roll the marbles through the paint by holding the sides of the pan and tilting it slightly side to side.
- Provide wipes so kids can clean any paint off their hands after their turn.
- While the artwork dries, instruct kids to complete their Kids Activity Pages.
- Encourage boys and girls to bring their marble art home as a reminder that God is powerful!



LIVE IT OUT

CHOICE 3

PART THE SEA RELAY

- Provide children with Kids Activity Pages and instruct them to complete the activities. Point out “To Think About!” and engage girls and boys in imagining what it would have looked like to walk across the Red Sea on dry ground.
- Lead kids to form two groups. Assign a basket to each team.
- Direct kids to imagine the balloons in the center of the room represent the sea. Explain that kids will race to separate the sea by taking a turn to swat a balloon into their team’s basket using a swim foam noodle. Once kids successfully get a balloon into the basket, they should pass the noodle to the next member of their teams.
- On your cue to begin, let teams race until all the balloons have been collected in the baskets. Count the number of balloons in each basket to determine a winner.
- Remind the group that God drove the waters of the Red Sea back with a powerful wind because God is powerful. Lead kids to recall some other ways God showed His power in the Bible story. (*God spoke to Moses in a burning bush that was not consumed, brought 10 plagues on the Egyptians, led His people by a cloud and more*)
- Close by reminding everyone that in the Bible story God worked in mighty ways to save His people. Emphasize that God continues to work in mighty ways today, sometimes in ways we may not even recognize.

WRAP UP

Close It Out

- Show kids the teaching picture. Ask kids to wonder what Moses must have thought when he heard the voice of God coming from the burning bush. Invite the boys and girls to tell what they imagine the Israelites were thinking and feeling as they crossed the Red Sea on dry land.
- Remind the group that God is powerful. He used Moses to save His people from slavery in Egypt, and He used Jesus, who died and was raised from the dead to save people from sin.
- Sing “No One Like You.”
- Give everyone a One Conversation™ page to take home.

This Week:

- Memorize the Unit Verse, Psalm 147:5, so you can lead kids in learning it.

CHOICE 3

- » Kids Activity Pages
- » Blue inflated balloons (or blue plastic balls), 2 swim foam noodles, 2 plastic laundry baskets or bins
- » Place each laundry basket on its side on opposite ends of an open area in the room. Place balloons on the floor in the open space between the baskets.

WRAP UP

- » Teaching Picture 2
- » Music

God Chose Moses


UNIT VERSE

Our Lord is great, vast in power; his understanding is infinite.

Psalms 147:5 (CSB)

IN THE CLOUDS

When God's people left Egypt, He gave them a cloud to follow during the day. Draw a line between the clouds from left to right. Use the letters you discover to complete the statement below the picture.



GOD IS _____.

IN THE SEA

When the Israelites walked through the sea on dry ground, water was like a wall on their right and on their left. Use the words found on the sea creatures to complete the sentences below.




IMAGE COPYRIGHT: SHUTTERSTOCK.COM

- ➔ Moses saw a _____ on fire.
- ➔ God told Moses, "I want you to lead my people out of _____."
- ➔ God gave Moses three miraculous _____.
- ➔ The Egyptians gave the Israelites silver and _____ items as they left Egypt.
- ➔ God led the Israelites with a pillar of _____ in the daytime and a pillar of _____ at night.
- ➔ Moses stretched out his hand and God parted the waters of the _____ and the Israelites walked across on _____ ground.
- ➔ God told _____ to stretch out his hand over the sea again, and the waters covered Pharaoh's _____.



To Think About!

More than 1,200 kinds of fish live in the Red Sea! Imagine what it would have looked like to walk across the sea on dry land.

BIBLE STUDIES FOR LIFE®

1

CONVERSATION

LIFE POINT

God is powerful.



THE BIBLE MEETS LIFE

Through the Bible story your child heard how God showed His power to Pharaoh. God freed His people! Then God showed His power again by parting the Red Sea for the Israelites.



LIVE IT OUT

Help your child name the ways God showed His power when the Israelites left Egypt. Lead your child to write the words of Psalm 147:5 on a sticky note and place it in her room, on the refrigerator, or on a mirror as a reminder that God is powerful!



LEVEL OF BIBLICAL LEARNING

God is powerful and in control of all things.



DAILY BIBLE READING

Sunday: Psalm 147:5
Monday: Ephesians 6:10
Tuesday: Isaiah 40:29
Wednesday: Romans 1:20
Thursday: 1 Corinthians 6:14
Friday: Zephaniah 3:17
Saturday: Psalm 59:17

God Chose Moses

Exodus 3:1–4:17; 12:31-41; 13:21-22; 14

When Moses grew up, he became a shepherd. As Moses was shepherding a flock in the wilderness, he saw a bush that was on fire but did not burn up. Moses walked closer. He heard God calling from the bush, “Moses, Moses! Take off your sandals. You are standing on holy ground.”

God announced to Moses that He planned to rescue His people, the Israelites, from slavery in Egypt. God said He chose Moses to go to Egypt to lead the people out and bring them to a new land.

Moses was unsure. He asked, “Who am I that I should go and bring the people out of Egypt? What should I say when the Israelites want to know who sent me?”

God said, “I AM WHO I AM. Say I AM has sent me!” God gave Moses three miraculous signs to prove to the Israelites that God chose Moses.

Moses was still unsure. He pleaded with God to choose someone else so God sent Moses’ brother, Aaron, to help him.

They went to Pharaoh, the king of Egypt, and said, “The God of Israel says: Let my people go.” Pharaoh refused so God brought ten plagues on the Egyptians. The plagues were mighty works that showed God’s power. After the tenth plague (Exodus 5:1, 7:14-12:30), Pharaoh told Moses to take the Israelites out of Egypt. God blessed the Israelites by giving them silver, gold, and clothing from the Egyptians as they left Egypt.

The Lord gave a pillar of fire at night and a pillar of cloud during the day to lead His people out of Egypt. But after the Israelites fled, Pharaoh changed his mind and ordered his troops to go after the Israelites.

As Pharaoh and his chariots came closer, the Israelites were afraid. God told Moses to stretch out his hand over the Red Sea and the Lord drove back the sea with a powerful wind. The Israelites walked through the sea on dry ground, with waters like a wall on their right and their left. The Egyptians went into the sea after the Israelites. But while the Egyptians were crossing, God caused the sea to return to its normal depth and covered their chariots.

That day the Lord saved Israel from the Egyptians. The Israelites saw God’s great power and believed in Him.

WEEKLY VERSE Psalm 147:5



Check out our **BIBLE STUDIES FOR LIFE AT HOME** resource for weekly family discipleship and worship.



GOD CHOSE MOSES

Exodus 3:1–4:17; 12:31–41; 13:21–22; 14 • TEACHING PICTURE 2

1st & 2nd Grade | © 2025 Lifeway Christian Resources.

LIFE POINT

God is powerful.

UNIT VERSE

Psalms 147:5

WEEKLY VERSE

Psalms 147:5

God Chose Moses

When Moses grew up, he became a shepherd. As Moses was shepherding a flock in the wilderness, he saw a bush that was on fire but did not burn up. Moses walked closer. He heard God calling from the bush, "Moses, Moses! Take off your sandals. You are standing on holy ground."

God announced to Moses that He planned to rescue His people, the Israelites, from slavery in Egypt. God said He chose Moses to go to Egypt to lead the people out and bring them to a new land.

Moses was unsure. He asked, "Who am I that I should go and bring the people out of Egypt? What should I say when the Israelites want to know who sent me?"

God said, "I AM WHO I AM. Say I AM has sent me!" God gave Moses three miraculous signs to prove to the Israelites that God chose Moses.

Moses was still unsure. He pleaded with God to choose someone else so God sent Moses' brother, Aaron, to help him.

They went to Pharaoh, the king of Egypt, and said, "The God of Israel says: Let my people go." Pharaoh refused so God brought ten plagues on the Egyptians. The plagues were mighty works that showed God's power. After the tenth plague (Exodus 5:1, 7:14-12:30), Pharaoh told Moses to take the Israelites out of Egypt. God blessed the Israelites by giving them silver, gold, and clothing from the Egyptians as they left Egypt.

The Lord gave a pillar of fire at night and a pillar of cloud during the day to lead His people out of Egypt. But after the Israelites fled, Pharaoh changed his mind and ordered his troops to go after the Israelites.

As Pharaoh and his chariots came closer, the Israelites were afraid. God told Moses to stretch out his hand over the Red Sea and the Lord drove back the sea with a powerful wind. The Israelites walked through the sea on dry ground, with waters like a wall on their right and their left. The Egyptians went into the sea after the Israelites. But while the Egyptians were crossing, God caused the sea to return to its normal depth and covered their chariots.

That day the Lord saved Israel from the Egyptians. The Israelites saw God's great power and believed in Him.

Exodus 3:1–4:17; 12:31-41; 13:21-22; 14

REVIEW QUESTIONS

- » What did Moses see when he was shepherding his flock? (*a bush on fire that did not burn up*)
- » Who spoke to Moses from the burning bush? (*God*)
- » What did God command Moses to do? (*lead His people out of Egypt*)
- » Who did God send to help Moses? (*Moses' brother, Aaron*)
- » How did God guide the Israelites as they traveled? (*a pillar of cloud in the day and a pillar of fire at night*)
- » What happened to the Red Sea when Moses obeyed God and stretched out his hand? (*The sea divided and the Israelites crossed on dry ground.*)
- » What happened as Pharaoh and the Egyptians crossed the Red Sea? (*God caused the water to cover their chariots.*)

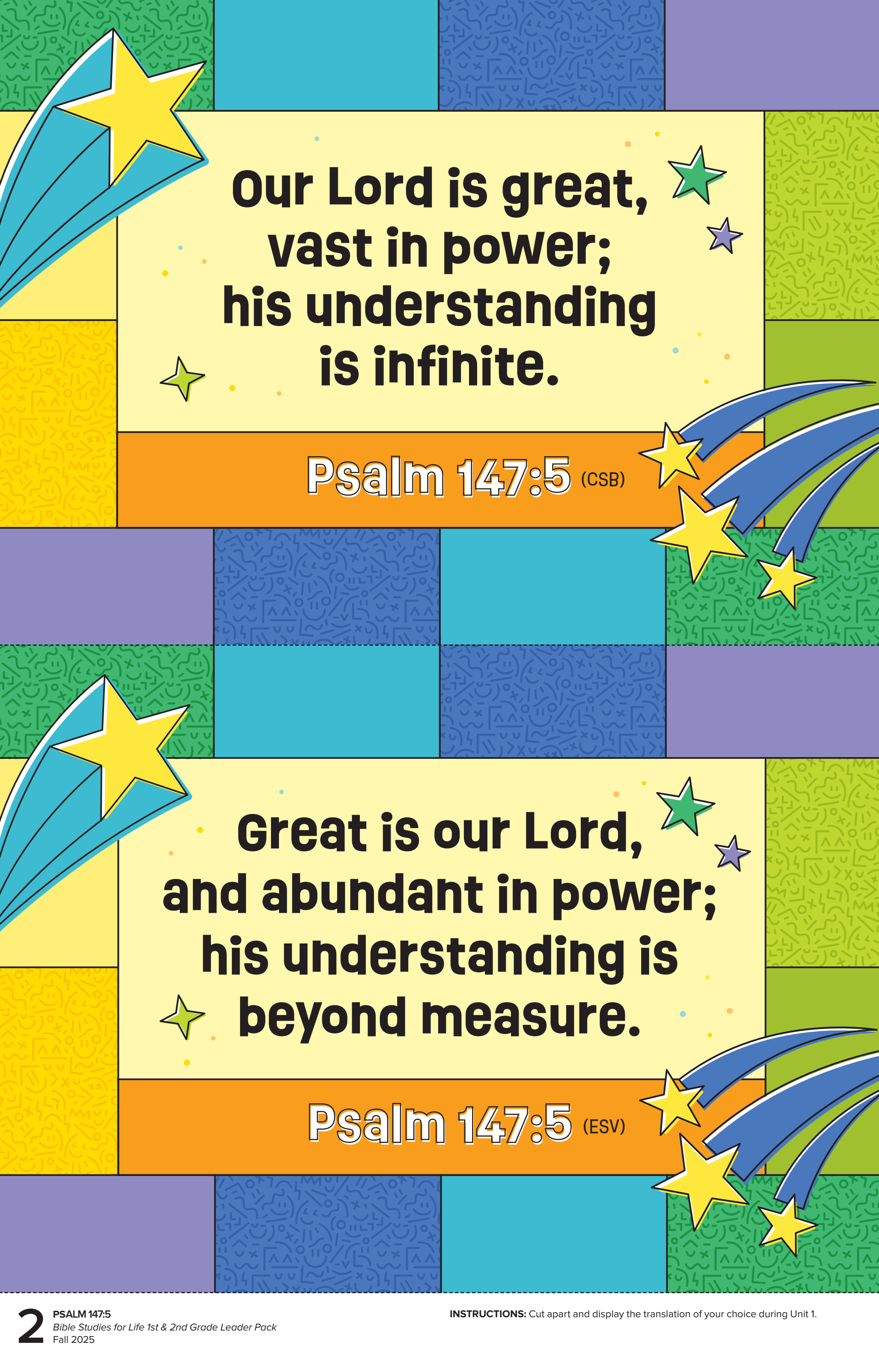
God is

ALL-KNOWING
AND
IN CONTROL
OF ALL THINGS

POWERFUL

loving
and
kind

holy

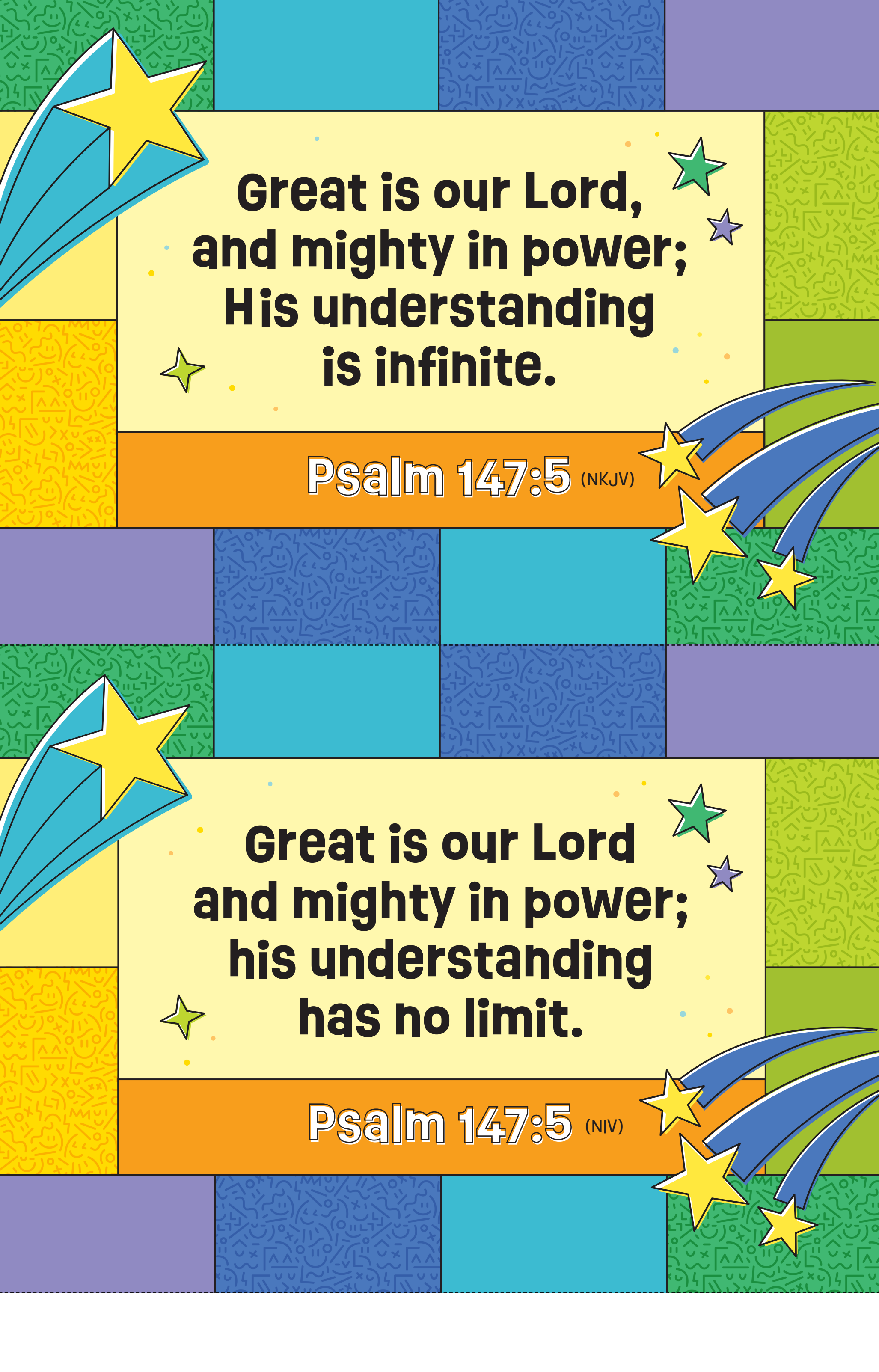


**Our Lord is great,
vast in power;
his understanding
is infinite.**

Psalm 147:5 (CSB)

**Great is our Lord,
and abundant in power;
his understanding is
beyond measure.**

Psalm 147:5 (ESV)



**Great is our Lord,
and mighty in power;
His understanding
is infinite.**

Psalm 147:5 (NKJV)

**Great is our Lord
and mighty in power;
his understanding
has no limit.**

Psalm 147:5 (NIV)

CLUE 1

Let's get started with the game!

Look for something covered in flames. Think about what you learned. What was on fire but was not burned?

CLUE 2

From the burning bush, God said that He had chosen Moses to lead the people out of Egypt. Moses asked God to send someone else. Instead, God sent someone to help Moses. Look for Moses' brother.

CLUE 3

Aaron agreed to go to Egypt to help his brother. They went to Pharaoh, the king of Egypt, and said, "God says, 'Let my people go.'" Find the powerful person who told the two men, "No!"

CLUE 4

To show His might, God sent plagues upon the Egyptians. After the tenth plague, Pharaoh told Moses to take the Israelites out of Egypt! What did God give the Israelites to lead His people night and day?

CLUE 5

Pharaoh wanted God's people to come back and work for the Egyptians. He sent Egyptian troops to go after them. Then God, in His great power, said, "Moses, stretch out your hand." Find the thing that God divided so His people could cross safely on dry land.

CLUE 6

The Lord is great in power and works in mighty ways! He was powerful in Bible times and is still powerful today. Great job, boys and girls, you solved every clue!



Escape Room Review






	5					
	4					
	3					
	2					
	1					
Ruth						
Lamentations						
Joel						
Obadiah						
Jonah						
Haggai						



ALLERGY ALERT

*Please let a leader know
if your child has any allergies.*

Today we will be ...



GOD CHOSE MOSES

Exodus 3:1–4:17; 12:31-41; 13:21-22; 14

© 2025 Lifeway



God is powerful.

Columbus, Ohio



Send Columbus

Columbus, Ohio, describes itself as all-American, typical, ordinary, average and so normal that they are special. If you ask any researcher or big business what America thinks or wants, you come to Columbus, Ohio.

Columbus is closer to the average US demographic (part of the population who share characteristics such as age, gender, ethnicity, or income) than any other major city in the nation. No matter how you look at Columbus—by race, income, and even spirituality—Columbus is all-American. That's why it is not surprising that people everywhere know who Columbus is.

With the Ohio State University, Columbus has one of the largest on campus community in the world. And with immigrant communities like the 80,000 Nepalis and 40,000 Somalians living there, their influence reaches way past the city limits. There are over 2 million people in the city, but only 1 out of every 10 is a believer.

Even though it seems like there are so few believers around that the gospel is pretty much invisible in Columbus, but don't believe it. In the city called the most American city in the nation, people are hearing the gospel for the first time and more new churches are being started than ever before. But more churches need to be started. That's where we come in. We can pray for those who start churches and send money or supplies to help them. By working together, there is no limit to what God can do in Columbus.



**UNIT 1 MISSIONS: US MAP**

Bible Studies for Life Kids Grades 1–6 Enhanced CD (Printables), Fall 2025

© 2025 Lifeway OK to copy

INSTRUCTIONS: Print and use during Unit 1, Sessions 1, 2, and 4.



UNIT 1 MISSIONS: AARON TAYLOR PHOTOS

Bible Studies for Life Kids Grades 1–6 Enhanced CD (Printables), Fall 2025

© 2025 Lifeway OK to copy

INSTRUCTIONS: Print and use during Unit 1, Sessions 2 and 4.





UNIT 1 MISSIONS: SURH FAMILY PHOTO

Bible Studies for Life Kids Grades 1–6 Enhanced CD (Printables), Fall 2025

© 2025 Lifeway OK to copy

INSTRUCTIONS: Print and use during Unit 1, Sessions 3 and 4.