



3s-PRE-K

BIBLE STUDIES FOR LIFE®

A POWERFUL AND LOVING GOD
THE WORD OF GOD
GOD'S PROMISES

PRESCHOOL LEADER GUIDE
FALL 2025

God can do all things.

GOD CHOSE MOSES



LEADER BIBLE STUDY



LEVEL OF BIBLICAL LEARNING

God can do anything.

SCRIPTURE REFERENCE

Exodus 3; 12:31-41;
13:21-22; 14

UNIT VERSE

God, You are great, and
no one is like You.
2 Samuel 7:22

WEEKLY VERSE

God, You are great, and
no one is like You.
2 Samuel 7:22

SUGGESTED FOR THE WEEK OF

September 14

CONTEXT AND COMMENTARY FOR PERSONAL STUDY AND PREPARATION

(For age-appropriate language, use the Bible story on the following pages.)

It is impossible to overstate the importance of the exodus in the Bible's storyline. The Israelites' escape from Egypt defined God's chosen people more than any other event. They were freed from their captivity by the strong hand of the Lord, the great I AM. Old Testament authors referred to the exodus over 100 times in stories, psalms, wisdom literature, and prophecies.

In Exodus 13, the Lord gave explicit instructions to Moses regarding how the Passover was to be observed. "Remember this day ..." (13:3), "you must ..." (13:5-6), "keep this statute ..." (13:10), "let it serve as a sign ..." (13:9). Repetition in the Bible is an indicator that something is significant to God. Why was God so adamant His people remember what He had done for them in Egypt? As amazing as the first exodus was, it foreshadowed something even greater, and God did not want His people to miss it.

When Jesus walked by the Jordan River roughly 1400 years after God brought the Israelites out of Egypt, John saw Him and called out, "Look, the Lamb of God, who takes away the sin of the world" (John 1:29). For those who had ears to hear, Jesus' identity was fully revealed from the earliest days of His ministry.

Just as God used Moses to rescue His people from Egypt, He used Jesus to save His people from their sins (Matthew 1:21). The Israelites were saved by the blood of their Passover lambs, but we are saved by the blood of the perfect Son of God (1 Peter 1:19). As Pharaoh and his riders were cast into the sea, so is our sin (Micah 7:19). God led the Israelites with a pillar of fire and cloud, but He leads us, as believers, by the power of His Spirit (Romans 8:14). The Israelites ate manna and drank water from a rock. We are fed by the true Bread of Life (John 6:32-33), and we drink Living Water (John 4:10-14) that allows us to never thirst again.

God's power over Pharaoh was great, but it pointed to a much greater truth. God had the power to save His people once and for all. Jesus was the only One who could lead God's people into the true promised land where anyone who believes would live with Him forever.

As you pray this week, praise God for His acts of power. Ask Him to remind you that nothing is impossible for Him and that He is worthy of all your worship.



GROUP TIME

- **Play a game and sing.** Name items such as an elephant, a feather, a truck, and a mouse. Invite the kids to flex their muscles if they think the object is powerful or crouch down low if they think the object is not powerful. Lead everyone to sing “God, You Are Great.”
- **Tell the Bible story.** Mention that in today’s Bible story, the boys and girls will hear how God showed His power to Moses. Open a Bible to Exodus 3. Display the teaching picture as you tell the story.



GOD CHOSE MOSES

—Based on Exodus 3; 12:31-41; 13:21-22; 14

One day Moses was taking care of his father-in-law’s sheep.

Moses saw a bush on fire, but the bush did not burn up! God spoke to Moses from the bush. God told Moses about His plans to save the Israelite people. Pharaoh, the king of Egypt, kept them as slaves. God heard the people ask for help.

God said, “Moses, I am sending you to talk to Pharaoh so you can lead the people out of Egypt. I will send your brother, Aaron, with you. I will help you both and teach you what to say.” Moses trusted God and obeyed.

God led Moses and the people out of Egypt to the Red Sea. God led them with a cloud during the day and a fire to give light at night. He told Moses where to tell the people to camp.

Pharaoh and his men chased the Israelites to take them back to Egypt. When the people saw all the men coming toward them, they were afraid. Moses said to the people, “Do not be afraid. Watch and see how God will save us.”

God told Moses to stretch his hand over the Red Sea. Moses obeyed, and God divided the sea with a big wind. There was dry land before them, with water on the left and on the right. The Israelites walked on dry land to the other side of the Red Sea.

When everyone was across, God told Moses to stretch his hand out again. This time the sea flowed back. God saved His people.

- **Review the Bible story.** Spread the Review Questions on the floor. Invite the preschoolers to take turns tossing a beanbag onto a card. Ask the question and assist in answering. Remind the boys and girls that God can do all things.
- **Learn the Life Point.** Point to the Session 2 Life Point on the poster. Say the Life Point together: “God can do all things.”
- **Review the Bible verse.** Open the Bible to the verse marker. Read 2 Samuel 7:22 aloud. Form two groups of preschoolers. Lead the kids to say parts of the verse when you point to their group with a flashlight.
- **Wrap it up and pray.** Show the “God Chose Moses” video. Pray, thanking God that He can do all things.

CHOOSE YOUR TIME

Decide when to have group time; then select learning activities to use before and/or after group time.

- » Pack Items:
 - 14: “Weekly Verses”
 - 15: “Unit 1 Door Poster”
 - 17: “Unit 1 Life Point Poster”
 - 18: “Unit 1 Life Point Add-ons”
 - 19: “Review Questions”
- » Teaching Picture 2
- » Music
- » Videos
- » Bible, beanbag, tape, flashlight, string, scissors, hole punch
- » Display the Unit 1 Door Poster near the room entrance. Place the verse marker in Bible at 2 Samuel 7:22. Display the Unit 1 Life Point Poster on a wall. Prepare the Unit 1 Life Point Poster Add-on (Session 2) as directed and attach to the Life Point Poster. Cut apart the Review Questions.



BIBLE-LEARNING ACTIVITIES

- » Kids Activity Page
- » Cardstock, cotton balls, glue sticks, orange and yellow tissue paper squares, scissors

MAKE A PILLAR

Cut sheets of cardstock in half lengthwise, one half per child

- Encourage the preschoolers to complete their activity pages. Remind them that God can do all things. Mention that God showed His power by giving the Israelites a pillar of cloud and a pillar of fire as He led them out of Egypt.
- Demonstrate how to glue a few cotton balls on one side of the cardstock to represent the pillar of cloud. Demonstrate gluing tissue paper squares on the other side of the rectangle to represent the pillar of fire. Assist the preschoolers in creating their pillars as needed.
- Lead the kids to hold up their cloud sides facing out when you say “day” and to hold up the fire sides when you say “night.”
- Say that God helped lead His people out of Egypt by guiding them with a pillar of cloud during the day and a pillar of fire at night. Many years later, God sent His Son, Jesus, to lead people to love and obey Him. (Art)

- » Pack Item:
14: “Weekly Verses”
- » Teaching Picture 2

GUESS WHO CALLED

Place today’s verse marker in the Bible Display the teaching picture

- Assist a preschooler in opening the Bible to the verse marker. Read 2 Samuel 7:22 aloud.
- Say that God can do all things and there is no one like Him. Mention that in today’s Bible story, God spoke to Moses from a burning bush. Let the kids take turns pointing to the burning bush in the teaching picture.
- Invite one child to the front of the group. Instruct the child to turn around with his back to the group. Gently tap one child in the group and invite her to say the name of the child at the front of the room. Lead the child to turn around and guess who said his name.
- Continue playing as time allows. Say that God called Moses’ name from the burning bush. (Games)

- » Pack Item:
21: “Motion Board”
- » Blue butcher paper (10 to 12 feet) or blue plastic tablecloth, scissors, beanbag

CROSS THE SEA

Cut butcher paper or tablecloth in half lengthwise Spread the two halves on the floor with a space between the

- Encourage the preschoolers to talk about what they remember from today’s Bible story. Highlight that God parted the waters so the Israelites could walk across the Red Sea on dry ground.
- Gather the kids on one end of the paper. Invite them to pretend the paper is the Red Sea and the open space between the two halves is dry ground.
- Lead a child to toss a beanbag on the Motion Board. Name the motion where the beanbag lands. Encourage the boys and girls to cross the “sea” on dry ground using the motion rolled.
- Guide the preschoolers to repeat the Life Point as they move from one side to the other. Repeat activity as time allows. (Dramatic Play)



BIBLE-LEARNING ACTIVITIES

MOVE THE WATER

Set out shallow tubs of water on the table

- Assist a child in finding a picture of Moses and the Red Sea in a Bible. Let the preschoolers take turns telling what is happening in the picture. Briefly review the Bible story, reminding the boys and girls that God showed His power as He parted the Red Sea.
- Lead the kids to try to separate the water in the tubs. Encourage them to use their hands, blow through disposable straws, or set up blocks to separate the water. Allow the preschoolers to think of other ideas to use to separate the water.
- Comment that God can do all things, including parting water. Say that this is something only God can do. *(Nature)*

» Illustrated kid's Bible,
shallow tub(s) of water,
disposable straws,
plastic blocks

LOOK AND FIND

- Read *God Is Powerful* to the preschoolers. Mention that God is powerful and loving, and He can do anything. Say that there is no one like God.
- Encourage the kids to look in available Bibles and Bible storybooks to find pictures that show God's power. Assist as needed by pointing out pictures you see or by asking the preschoolers to tell what they think is happening in the pictures they find.
- Play "God Is Good" as the kids look through the Bibles. *(Books)*

» Pack Item:
22: "Book: *God Is Powerful*"
» Music
» Illustrated Bibles,
children's Bibles, Bible
storybooks

FIND THE PIECES

Fill a plastic bin with play sand. Cut apart the puzzles. Hide the puzzle pieces in the sand.

- Invite the preschoolers to use spoons to look for puzzle pieces in the sand. Assist the kids in matching the puzzle halves together. Mention that like these puzzles are split apart, God split the Red Sea apart so His people could cross on dry ground.
- Say that the puzzles spell the word *God*. Remark that God can do all things.
- Display the missions pictures and briefly tell about the Taylor and Surh families in Columbus, Ohio. Mention that missionaries travel to different cities to tell that God is powerful and can do all things. *(Puzzles)*

» Pack Item:
23: "Unit 1 Puzzles"
» Printables:
"Unit 1 Missions"
» Scissors, plastic bin,
play sand, plastic
spoons

COLOR AND RETELL

Cut apart the Unit 1 Bible Figures and attach to blocks with tape

- Encourage the boys and girls to complete their coloring pages. Review the Bible story as the preschoolers color.
- Lead the boys and girls to retell the Bible story using the Bible figures. Assist them in telling the Bible story as they move the figures.

» Pack Item:
24: "Unit 1 Bible
Figures"
» Printables:
"God Chose Moses"
Coloring Page
» Crayons, scissors,
blocks, tape

CLEAN UP

- Play "Autumn Medley." Invite the preschoolers to work together to clean up their activities.

» Music

GOD CHOSE MOSES



TRANSITION/GROUP TIME

SNACK

Include the kids in the distribution of the snack. Ask for one or more volunteers to pray. Lead the boys and girls to clean up after the snack. Thank them for their help.

MOVE TO GROUP TIME

Lead the preschoolers to walk in a line to the group-time area. Mention that in today's Bible story, God's people walked across the Red Sea on dry land to get to the other side.

INTRODUCE THE BIBLE STORY

GOD CHOSE MOSES—BASED ON EXODUS 3; 12:31-41; 13:21-22; 14

- Invite the preschoolers to name different ways they could get to the other side of a large sea. Mention that in today's Bible story, God did something amazing to help His people cross the Red Sea. Open a Bible to Exodus 3. Tell the Bible story.

SUMMARIZE THE BIBLE STORY

- God spoke to Moses from a bush that was on fire, but it did not burn up.
- God said He was sending Moses to lead the Israelite people out of Egypt.
- When Pharaoh let them go, God led Moses and His people out of Egypt with a pillar of cloud and a pillar of fire.
- Pharaoh and his men chased the Israelites. The Israelites were afraid.
- God told Moses to stretch out his hand over the Red Sea. God divided the sea, and the people were able to walk across the Red Sea on dry land. God saved His people.

REVIEW THE BIBLE STORY

- Who spoke to Moses from a burning bush?
- What did God tell Moses?
- What happened when Moses stretched his hand over the Red Sea?

EMPHASIZE THE LIFE POINT

- Say that God can do all things.

LIFE POINT

God can do all things.

ROOM

YOUR TEACHING
PARTNERS

DATE OF USE



GOD LEVEL OF
BIBLICAL
LEARNING

God can do anything.

UNIT VERSE

God, You are great, and
no one is like You.
2 Samuel 7:22

WEEKLY VERSE

God, You are great, and
no one is like You.
2 Samuel 7:22

SING TOGETHER

Sing to the tune of “The Farmer in the Dell”:

God can do all things.

Oh, God can do all things.

There is no one else like Him.

Oh, God can do all things.

SAY THE BIBLE VERSE

Set up two rows of chairs with a space in between. Pretend the chairs are water and the space between the chairs is dry ground. Gather the preschoolers on one end of the chairs. Open a Bible to 2 Samuel 7:22. Read the verse aloud. Invite the boys and girls to repeat the verse in short phrases as they walk on “dry ground” from one side to the other. If your group is larger, form several groups to walk together as they repeat the verse.

PRAY

Ask the kids to share any prayer requests they may have. Pray for these. Thank God that He can do all things. Give the preschoolers the opportunity to pray if they would like.

BIBLE-LEARNING ACTIVITIES

Emphasize: God can do all things.

- 1. Paint with sticks.** Prior to activity, post the “Allergy Alert” and collect small sticks to use as paintbrushes. Place small amounts of red, yellow, and orange washable paint on paper plates. Assist the kids to put on painting smocks. Demonstrate how to dip one end of a stick in the paint and use it as a paintbrush on a sheet of cardstock. Assist the preschoolers as needed in creating their paintings. Mention that the paintings can remind them of the burning bush from today’s Bible story. Say that God spoke to Moses from a bush that was on fire but did not burn up. This is something only God could do.
- 2. Pack for a trip.** Comment that God led Moses and the Israelites out of Egypt where they lived and worked as slaves. Ask the kids what they would take if they were preparing for a long trip. Provide suitcases and clothing items for the preschoolers to engage in pretend play as they pack for a trip.

3. Sing praises to God. Remark that the Israelites were very happy God protected them from the Egyptians as they crossed the Red Sea on dry ground. Say that the Israelites saw that God can do all things as He parted the water for them to cross. Invite the boys and girls to listen to familiar worship songs as they sing and play instruments. Lead them to praise God through their songs, remembering that God can do all things and there is no one else like Him.

4. Play a game. Make a line on the floor using painter’s tape to divide the room in half. Name different items for the preschoolers to identify as wet or dry. If the object is wet, invite them to move to one side of the tape. If it is dry, lead them to move to the other side. Use some of the following examples: swimming pool, lake, lemonade, soup, shower, dirt, crayon, stuffed animal, hat, television, and so on. Mention that the Israelites were able to cross the Red Sea on dry ground.

CLEAN UP

Encourage the preschoolers to work together to clean up their activities. Thank them for listening and following directions.

PLAY A GAME

Choose a child to be the leader. Invite the kids to form a line behind the leader. Encourage the preschoolers to follow the leader as he moves throughout the room. Choose a new leader. Repeat the activity. Mention that in today’s Bible story, God chose Moses to lead the Israelites out of Egypt. Say that God showed He can do all things when He parted the Red Sea for the people to cross.

DISMISS

Help the kids gather their papers and belongings. Thank them for coming. Remind the parents to review the Bible story on the Kids Activity Page.

God Chose Moses

UNIT VERSE

God, You are great,
and no one is
like You.

2 SAMUEL 7:22



Find the DIFFERENCES

Find and circle **FIVE** things that are different in the pictures below.



TRACE THE LETTERS



God, You are

GREAT,

and no one is like You.

2 Samuel 7:22



Trace the letters to reveal a truth about God.

Have a grown-up read the words to you.

BIBLE STUDIES FOR LIFE®

1

CONVERSATION

LIFE POINT

God can do all things.



THE BIBLE MEETS LIFE

God spoke to Moses from a burning bush. God helped Moses free His people and lead them through the Red Sea. God is powerful and will help us just like He helped Moses.



LIVE IT OUT

As you review the Bible story with your child, talk about the great things (miracles) God performed. Give your child a sheet of paper and red, orange, and yellow tissue paper and glue. Write *God can do all things* across the top of the page. Encourage your child to create a burning bush.



LEVEL OF BIBLICAL LEARNING

God can do anything.



DAILY BIBLE READING

Sunday: 2 Samuel 7:22

Monday: Psalm 147:5

Tuesday: Isaiah 41:10

Wednesday: Ephesians 3:20-21

Thursday: 1 Corinthians 6:14

Friday: 2 Corinthians 12:9

Saturday: Psalm 89:13

God Chose Moses

Based on Exodus 3; 12:31-41; 13:21-22; 14

One day Moses was taking care of his father-in-law's sheep.

Moses saw a bush on fire, but the bush did not burn up! God spoke to Moses from the bush. God told Moses about His plans to save the Israelite people. Pharaoh, the king of Egypt, kept them as slaves. God heard the people ask for help.

God said, "Moses, I am sending you to talk to Pharaoh so you can lead the people out of Egypt. I will send your brother, Aaron, with you. I will help you both and teach you what to say." Moses trusted God and obeyed.

God led Moses and the people out of Egypt to the Red Sea. God led them with a cloud during the day and a fire to give light at night. He told Moses where to tell the people to camp.

Pharaoh and his men chased the Israelites to take them back to Egypt. When the people saw all the men coming toward them, they were afraid. Moses said to the people, "Do not be afraid. Watch and see how God will save us."

God told Moses to stretch his hand over the Red Sea. Moses obeyed, and God divided the sea with a big wind. There was dry land before them, with water on the left and on the right. The Israelites walked on dry land to the other side of the Red Sea.

When everyone was across, God told Moses to stretch his hand out again. This time the sea flowed back. God saved His people.

WEEKLY VERSE God, You are great, and no one is like You.

2 Samuel 7:22



Check out our **BIBLE STUDIES FOR LIFE AT HOME** resource for weekly family discipleship and worship.



GOD CHOSE MOSES

EXODUS 3; 12:31-41; 13:21-22; 14 • TEACHING PICTURE 2

3s-Pre-K | © 2025 Lifeway Christian Resources.

LIFE POINT

God can do all things.

UNIT VERSE

God, You are great, and no one
is like You.

2 SAMUEL 7:22

WEEKLY VERSE

God, You are great, and no one
is like You.

2 SAMUEL 7:22

God Chose Moses

One day Moses was taking care of his father-in-law's sheep.

Moses saw a bush on fire, but the bush did not burn up! God spoke to Moses from the bush. God told Moses about His plans to save the Israelite people. Pharaoh, the king of Egypt, kept them as slaves. God heard the people ask for help.

God said, "Moses, I am sending you to talk to Pharaoh so you can lead the people out of Egypt. I will send your brother, Aaron, with you. I will help you both and teach you what to say." Moses trusted God and obeyed.

God led Moses and the people out of Egypt to the Red Sea. God led them with a cloud during the day and a fire to give light at night. He told Moses where to tell the people to camp.

Pharaoh and his men chased the Israelites to take them back to Egypt. When the people saw all the men coming toward them, they were afraid. Moses said to the people, "Do not be afraid. Watch and see how God will save us."

God told Moses to stretch his hand over the Red Sea. Moses obeyed, and God divided the sea with a big wind. There was dry land before them, with water on the left and on the right. The Israelites walked on dry land to the other side of the Red Sea.

When everyone was across, God told Moses to stretch his hand out again. This time the sea flowed back. God saved His people.

Based on Exodus 3; 12:31-41; 13:21-22; 14

GROUP TIME

(SEE THE LEADER GUIDE FOR DETAILS.)

» **PLAY A GAME AND SING**

» **TELL THE BIBLE STORY**

» **REVIEW THE BIBLE STORY**

» **LEARN THE LIFE POINT**

» **REVIEW THE BIBLE VERSE**


» **WRAP IT UP AND PRAY**



A POWERFUL and LOVING GOD








**God tells us
what He wants
us to know
and do.**



**God can do
anything.**



**God helps
people have
what they
need.**



**God can do
all things.**

Where did today's Bible story take place?



What is one thing that happened in today's Bible story?



Where in the Bible is today's story found?



Can you name one person from today's Bible story?




What did you learn about God in today's Bible story?




What was your favorite part of today's Bible story?






ZOOM




HOP




CRAWL



WALK



SPIN



MARCH

GOD ⁺⁺is Powerful.

How do we know God is powerful?



The Bible tells us so!

GOD ^{Is} Powerful


By Becky Suggs



GOD ⁺⁺⁺is Powerful.

He tells us what He wants us to know and do.

- + God showed His power when He gave His people special rules to follow.
- + God showed His power when He sent His Son, Jesus, to show us how to live.



What does God want us to do?

He wants us to follow and obey Him.

GOD ⁺⁺⁺is Powerful.

God can do anything.



+ God showed His power by keeping Moses safe in a basket in the Nile River.

God showed His power by leading the Israelites across the Red Sea on dry land.

What can God do?

God can do anything!

GOD ⁺⁺⁺is Powerful.

God helps people have what they need.



+ God showed His power by providing food and water for His people in the wilderness.

What can God provide?

God provides what we need.

GOD

GOD

GOD, YOU ARE GREAT,
AND NO ONE IS LIKE YOU.


2 SAMUEL 7:22

GOD

GOD

WE WILL DO
WHAT GOD SAYS.

EXODUS 19:8





God can do all things.

Job 42:2



**God, You are great,
and no one is like You.**

2 Samuel 7:22



God will supply your needs.

Philippians 4:19



We will do what God says.

Exodus 19:8



**The Word of God, the Bible,
lasts forever.**

1 Peter 1:25



I am your God.

Ezekiel 37:27



The Bible teaches about Jesus.

2 Timothy 3:15



**Jesus said, “The Scriptures
tell about Me.”**

Luke 4:21



**God put the rainbow
in the clouds.**

Genesis 9:13



**We have good news!
God keeps His promises.**

Acts 13:32



**I am with you
everywhere you go.**

Genesis 28:15



God will help me.

Isaiah 50:7



**Love God and always
do what He says.**

Deuteronomy 30:20



Today we are learning we have

A POWERFUL AND LOVING GOD!





God Chose Moses

God, You are great, and no one is like You. *2 Samuel 7:22*

© 2025 Lifeway. OK to copy.



Allergy ALERT

We are using these items today.

Please let the leaders know of any allergies.

Allergy Alert

Bible Studies for Life Preschool Enhanced CD (Printables), Fall 2025
© 2025 Lifeway. OK to copy.

Instructions: Print and post as needed. Refer to the leader guide for suggested activities that require an allergy alert.

North American Missions



Send Columbus Columbus, Ohio

Send Columbus is part of the Send Network. Send Network is a partnership of churches and people working together to start new churches everywhere for everyone.

Finding Hope Center

- Aaron Taylor is pastor of Living Hope Church in Columbus.
- The church began the Finding Hope Center to help people and tell them about Jesus.
- The Finding Hope Center provides families who are facing difficult times a place to get mattresses, bedding, furniture, diapers, wipes, cereals, granola bars, and bottled water.

Chroma Church

- Isaac and Hannah Surh, with the support of friends, started a new church that meets in a middle school in a suburb of Columbus.
- The people of Chroma Church want to help the growing population of people from other countries who now live in the Columbus area know about Jesus.

Pray

- For Aaron and his wife, Elizabeth, and their two daughters as they serve at Living Hope Church.
- For the ministries of Living Hope Church and the Finding Hope Center.
- For Isaac and Hannah and Chroma Church as they help people in Columbus learn about Jesus.



US MAP

Bible Studies for Life Preschool Enhanced CD (Printables), Fall 2025

© 2025 Lifeway OK to copy





SURH FAMILY PHOTO

Bible Studies for Life Preschool Enhanced CD (Printables), Fall 2025

© 2025 Lifeway OK to copy