

A young child with dark, curly hair is standing in a garden, wearing a bright yellow raincoat and red boots. The child is holding a small orange pumpkin. The background features a wooden fence and autumn foliage. A large yellow banner is positioned horizontally across the middle of the image, and a red speech bubble graphic is on the left side of the banner.

1s & 2s

BIBLE STUDIES FOR LIFE®

A POWERFUL AND LOVING GOD
THE WORD OF GOD
GOD'S PROMISES

PRESCHOOL LEADER GUIDE
FALL 2025

God helps people.

GOD CHOSE MOSES



LEADER BIBLE STUDY



**LEVEL OF
BIBLICAL
LEARNING**

God helps me.

SCRIPTURE REFERENCE

Exodus 3; 12:31-41;
13:21-22; 14

UNIT VERSE

God, You are great, and
no one is like You.
2 Samuel 7:22

WEEKLY VERSE

God, You are great, and
no one is like You.
2 Samuel 7:22

SUGGESTED FOR THE WEEK OF

September 14

CONTEXT AND COMMENTARY FOR PERSONAL STUDY AND PREPARATION

(For age-appropriate language, use the Bible story on the following page.)

It is impossible to overstate the importance of the exodus in the Bible's storyline. The Israelites' escape from Egypt defined God's chosen people more than any other event. They were freed from their captivity by the strong hand of the Lord, the great I AM. Old Testament authors referred to the exodus over 100 times in stories, psalms, wisdom literature, and prophecies.

In Exodus 13, the Lord gave explicit instructions to Moses regarding how the Passover was to be observed. "Remember this day ..." (13:3), "you must ..." (13:5-6), "keep this statute ..." (13:10), "let it serve as a sign ..." (13:9). Repetition in the Bible is an indicator that something is significant to God. Why was God so adamant His people remember what He had done for them in Egypt? As amazing as the first exodus was, it foreshadowed something even greater, and God did not want His people to miss it.

When Jesus walked by the Jordan River roughly 1400 years after God brought the Israelites out of Egypt, John saw Him and called out, "Look, the Lamb of God, who takes away the sin of the world" (John 1:29). For those who had ears to hear, Jesus' identity was fully revealed from the earliest days of His ministry.

Just as God used Moses to rescue His people from Egypt, He used Jesus to save His people from their sins (Matthew 1:21). The Israelites were saved by the blood of their Passover lambs, but we are saved by the blood of the perfect Son of God (1 Peter 1:19). As Pharaoh and his riders were cast into the sea, so is our sin (Micah 7:19). God led the Israelites with a pillar of fire and cloud, but He leads us, as believers, by the power of His Spirit (Romans 8:14). The Israelites ate manna and drank water from a rock. We are fed by the true Bread of Life (John 6:32-33), and we drink Living Water (John 4:10-14) that allows us to never thirst again.

God's power over Pharaoh was great, but it pointed to a much greater truth. God had the power to save His people once and for all. Jesus was the only One who could lead God's people into the true promised land where anyone who believes would live with Him forever.

As you pray this week, praise God for His acts of power. Ask Him to remind you that nothing is impossible for Him and that He is worthy of all your worship.



GATHER TIME



God Chose Moses

—Based on Exodus 3; 12:31-41; 13:21-22; 14

BIBLE STORY FOR 1s

God chose Moses to do many things.

God talked to Moses through a burning bush, on a mountain, and by a sea. He talked to Moses during the day and at night.

God chose Moses to lead the Israelites out of Egypt. God sent a cloud by day and a fire by night to help the Israelites know where to travel. God chose Moses to lead the Israelites through the wilderness and across the Red Sea.

BIBLE STORY FOR 2s

God spoke to Moses from a burning bush.

God told Moses He chose him to lead the Israelites out of Egypt. God told Moses and Aaron when to lead the Israelites into the wilderness.

The Israelites took many things from the Egyptians as they quickly left. The people did not even have time to let their bread rise and cook.

God led the Israelites by day with a cloud and by night with fire.

God chose Moses to lead the Israelites across the Red Sea. The people walked across the sea on dry ground. Then God made the water flow in the sea again.

GATHER TIME FOR OLDER 2s

- **Gather and sing.** Sing and move to “Stand Up and Clap.” Tell the boys and girls that God chose Moses. Comment that Moses followed God throughout his life and led God’s people. Sing “God, You Are Great.”
- **Tell the Bible story and review.** Open the Bible and tell the Bible story. Display the teaching picture, pointing out the details in the picture as you recall the Bible story.
- **Hear the Bible verse.** Invite a child to open the Bible to the Weekly Verse strip. Display and read aloud the verse. Repeat several times, inviting the boys and girls to clap on each word of the verse as they say it.
- **Say the Life Point.** State: “God helped Moses and the Israelites many times. God helps people. He helps you and me.”
- **Wrap up.** Pray, thanking God for helping people. Thank God for helping each child by name. Give each toddler a pool noodle to use as a staff. Invite the kids to follow the leader (you) around the room several times. March and sing to “God Is Good” and “Zip Stomp.” Collect the noodles.

CHOOSE YOUR TIME

Decide when to have group time; then select learning activities to use before and/or after group time.

» Pack Items:

- 15: “Weekly Verses”
- 33: “Door Poster Unit 1”

» Teaching Picture 2

» Music

» Bible, pool noodles, box cutter (leader use)

» Separate and place today’s Weekly Verse strip in the Bible at 2 Samuel 7. Cut pool noodles in half to make short staffs. Post the door poster outside the room door.



BIBLE-LEARNING ACTIVITIES

- » Finger paints (red, yellow, orange), paper, painting smocks, paper plates, wet wipes

PAINT FLAMES

Place a small amount of each paint color on paper plates. Give each child a sheet of paper. Place wet wipes near the table.

- Help each toddler put on a painting smock.
- Demonstrate how to paint flames on the paper with the finger paints.
- Invite the preschoolers to paint.
- Remark that God spoke to Moses from a burning bush. Say that God helped the people by directing Moses to lead the people.

- » Pack Item:
18: “Cloud and Fire”
- » Scissors, painter’s tape

CHOOSE DAY OR NIGHT

Cut apart the pictures. Attach the cloud picture to one wall and the fire picture to a different wall.

- Remind the children that God created a pillar of cloud for the people to follow in the daytime and a pillar of fire at night.
- Explain: “When I say, ‘Day,’ everyone go stand along the wall where the pillar of cloud is placed. When I say ‘Night,’ everyone go stand along the wall where the pillar of fire is placed.”
- Repeat several times for each category.

- » 2 blue tablecloths

PRETEND TO CROSS THE SEA

Spread blue tablecloths on the floor, leaving a path between them to represent the parted sea.

- Line up the boys and girls behind you. Tell them to follow you around the room as you retell the Bible story.
- Stop at the edge of where the tablecloths separate as you tell that Moses led the people across the dry bed of the Red Sea.
- Lead the children to walk through the space between the tablecloths to demonstrate how the Israelites crossed through the sea on dry land.
- Challenge the preschoolers to walk across the space in different ways (tiptoe, giant steps, baby steps, and so on).

- » Pack Item:
19: “Book: God Chose Moses”

READ ABOUT MOSES

- Read aloud the book with one or two toddlers at a time.
- Invite each preschooler to trace the dotted lines with one finger as you read each page.
- Invite each child to “read” through the book herself and trace the lines with her finger.

- » Printables:
“Cloud Pattern”
- » Cardstock, cotton balls, glue sticks

FILL CLOUDS

Print one cloud per child.

- Remind the kids that God gave the people a pillar of cloud to follow during the day.
- Invite boys and girls to fill the clouds with the cotton balls. Demonstrate swiping a glue stick across the cloud and sticking on the cotton balls.
- Say a prayer thanking God for helping us.



BIBLE-LEARNING ACTIVITIES

WORK PUZZLES

Cut apart the Unit Verse puzzle

- Give each child one piece of the Unit Verse puzzle.
- Help the preschoolers put the verse in order (matching icons).
- Read aloud the verse.
- Give each child one piece of a Jesus puzzle.
- Help the boys and girls work together to put the puzzle together.
- Comment that the completed puzzle shows Jesus.
- Explain that God planned for Moses and Jesus to help people.
- Let the toddlers work the other puzzles.
- Review the Bible story as the children work.

- » Pack Item:
37: "Unit Verse 1"
- » Puzzles (Jesus, clouds, mountains, sea, people), scissors

BUILD A ROAD

- Invite the toddlers to help outline a road around the room using the pool noodles or blocks.
- Give each child a toy vehicle to roll between the noodles/blocks.
- Recite the Weekly Verse together as the preschoolers play.
- Mention that God helps people.

- » Pool noodles from
gather time or blocks,
toy vehicles

PLAY WITH PEOPLE FIGURES

- Invite the boys and girls to walk the people figures across the sandpaper as you retell the Bible story.
- Comment that some people today travel to faraway places to tell people about God and Jesus.
- Show the missions pictures as you tell about the missions work in Columbus, Ohio.
- Pray for the missionaries, churches, and the ministries.

- » Printables:
"Unit 1 Missions "
- » Sandpaper strips, toy
people figure

CLEAN UP

- Direct the toddlers to pick up the toys and materials and return them to their proper places. Thank the children for helping clean. Remind the boys and girls that God helps people.

GOD CHOSE MOSES



TRANSITION/GROUP TIME

SNACK

Place the snack on tables.

Pray before eating.

Talk about the Bible story as the kids snack.

Lead the children to clean their places and throw away the trash.

TALK ABOUT THE BIBLE STORY

—Based on Exodus 3; 12:31-41; 13:21-22; 14

BIBLE STORY FOR 1s

God chose Moses to do many things.

God talked to Moses through a burning bush, on a mountain, and by a sea. He talked to Moses during the day and at night.

God chose Moses to lead the Israelites out of Egypt. God sent a cloud by day and a re by night to help the Israelites know where to travel. God chose Moses to lead the Israelites through the wilderness and across the Red Sea.

BIBLE STORY FOR 2s

God spoke to Moses from a burning bush.

God told Moses He chose him to lead the Israelites out of Egypt.

God told Moses and Aaron when to lead the Israelites into the wilderness.

The Israelites took many things from the Egyptians as they quickly left. The people did not even have time to let their bread rise and cook.

God led the Israelites by day with a cloud and by night with re.

God chose Moses to lead the Israelites across the Red Sea. The people walked across the sea on dry ground. Then God made the water ow in the sea again.

LIFE POINT

God helps people.

ROOM

YOUR TEACHING PARTNERS

DATE OF USE



LEVEL OF BIBLICAL LEARNING

God helps me.

UNIT VERSE

God, You are great, and no one is like You.
2 Samuel 7:22

WEEKLY VERSE

God, You are great, and no one is like You.
2 Samuel 7:22

BONUS TEACHING HOUR

SING TOGETHER

Sing to the tune of “London Bridge”:
*God helped Moses He helps me
He helps me He helps me
God helped Moses He helps me
God helps people*

PLAY HIDE-AND-SEEK

Gather: Teaching Picture 2

- Show the toddlers the teaching picture. Guide them to close their eyes while you hide the teaching picture.
- Challenge the kids to find the picture.
- Show the teaching picture as you talk about the Bible story.
- Remind the children that God helps people.

CURL PAPER

Gather: Blue construction paper, toy people figures, scissors, tape

Do: Cut horizontal slits in blue construction paper, leaving at least an inch uncut on the end of each sheet

- Remind the boys and girls that God parted the Red Sea and Moses led the people across on dry land.
- Demonstrate how to curl the strips back to resemble waves. Invite the toddlers to help.
- Tape the wave papers parallel to each other with space between them.
- Lead the boys and girls to walk the people figures through the middle of the waves.

TRACE HANDS

Gather: Paper, pencil, markers, crayons

Do: Write the Unit Verse along the bottom of a paper (landscape view) for each child

- Invite a child to place her hands on a paper.
- Lightly trace around the hands with a pencil. Outline the hand prints with a marker.
- Read aloud the Unit Verse as you show each child her traced hands.
- Invite the boys and girls to scribble on their hand outlines.
- State that God helps people. Say that we can help people with our hands.

MAKE WAVES

Gather: Play parachute, flat sheet, or plastic tablecloth

- Spread the parachute on the floor.
- Guide the toddlers to stand around the parachute and hold onto the edges with both hands.
- Show how to shake the parachute to make “waves” and to keep the parachute still.
- Guide the kids to raise the parachute high in the air and lower it to the floor.
- Challenge the group to move the parachute in a circle when you say: “Around the world!”
- Comment that people tell others about Jesus all around the world.

WORK PUZZLES

Gather: Various people and nature puzzles (clouds, mountains, bushes, trees, sheep, etc.)

- Invite the preschoolers to work the puzzles.
- Remind the boys and girls that Moses led the people following a cloud in the daytime and rest at night.
- State the Life Point and Weekly Verse as the children work the puzzles.

CLEAN UP

Lead the kids to return toys to the correct places.

DISMISS

Help the kids gather their papers and belongings. Thank them for coming. Remind the parents to review the Bible story on the Kids Activity Page.

God, You are great,
and no one is like You.

2 SAMUEL 7:22

Look for **CLOUD** Shapes

Take a walk outside on a sunny day and look up! Point out different cloud shapes. Tell the Bible story (reverse side). Remind your child that God led His people to follow a cloud. Say that God can do anything!

Make a **GELATIN** Treat

Invite your child to help as you follow the box directions to make a blue gelatin treat and place it in a baking pan. Show your child the Bible story picture (reverse side). Place the pan outside or in a bathtub for easy cleanup. Using safe kitchen utensils, show your child how to separate the gelatin to illustrate the parting of the Red Sea. Place toy figures in the space as you talk about the Bible story. Then play and eat some of the gelatin treat, if desired!

Babies

Touch **EARS**

Look in a mirror as you touch your ears and your baby's ears. Encourage your baby to touch his ears. Tell your baby that we listen with our ears. Remind him that Moses listened to God at a burning bush, on a mountain, and by a sea. Show your child the Bible story picture (reverse side). Tell your baby that Moses listened to God during the day and at night.



BIBLE STUDIES FOR LIFE®

1

CONVERSATION

LIFE POINT

God helps people.



THE BIBLE MEETS LIFE

God used His power to help Moses lead the people out of Egypt. God will help us, too.



LIVE IT OUT

Read the Bible story from this page with your child. Say that God helped the people, and God helps him, too. Give your child a sheet of paper and red, orange, and yellow crayons. Write *God helps people* across the top of the page. Encourage your child to create a burning bush.



LEVEL OF BIBLICAL LEARNING

God helps me.



DAILY BIBLE READING

Sunday: 2 Samuel 7:22

Monday: Psalm 147:5

Tuesday: Isaiah 41:10

Wednesday: Ephesians 3:20-21

Thursday: 1 Corinthians 6:14

Friday: 2 Corinthians 12:9

Saturday: Psalm 89:13

God Chose Moses

Based on Exodus 3; 12:31-41;
13:21-22; 14

Babies

God talked to Moses through a burning bush, on a mountain, and by a sea.

God talked to Moses during the day and at night.

God chose Moses to lead the Israelites out of Egypt, through the wilderness, and across the Red Sea.



1S

God chose Moses to do many things.

God talked to Moses through a burning bush, on a mountain, and by a sea. He talked to Moses during the day and at night.

God chose Moses to lead the Israelites out of Egypt. God sent a cloud by day and a fire by night to help the Israelites know where to travel. God chose Moses to lead the Israelites through the wilderness and across the Red Sea.

2S

God spoke to Moses from a burning bush.

God told Moses He chose him to lead the Israelites out of Egypt. God told Moses and Aaron when to lead the Israelites into the wilderness.

The Israelites took many things from the Egyptians as they quickly left. The people did not even have time to let their bread rise and cook.

God led the Israelites by day with a cloud and by night with fire.

God chose Moses to lead the Israelites across the Red Sea. The people walked across the sea on dry ground. Then God made the water flow in the sea again.

WEEKLY VERSE

**God, You are great, and no one is like You.
2 Samuel 7:22**



Check out our **BIBLE STUDIES FOR LIFE AT HOME** resource for weekly family discipleship and worship.



GOD CHOSE MOSES

EXODUS 3; 12:31-41; 13:21-22; 14 • TEACHING PICTURE 2

1s & 2s | © 2025 Lifeway Christian Resources.

LIFE POINT
God helps people.

UNIT VERSE
God, You are great, and no one is like You.
2 Samuel 7:22

WEEKLY VERSE
God, You are great, and no one is like You.
2 Samuel 7:22

God Chose Moses

BIBLE STORY FOR 1s

God chose Moses to do many things.

God talked to Moses through a burning bush, on a mountain, and by a sea. He talked to Moses during the day and at night.

God chose Moses to lead the Israelites out of Egypt. God sent a cloud by day and a fire by night to help the Israelites know where to travel. God chose Moses to lead the Israelites through the wilderness and across the Red Sea.

BIBLE STORY FOR 2s

God spoke to Moses from a burning bush.

God told Moses He chose him to lead the Israelites out of Egypt.

God told Moses and Aaron when to lead the Israelites into the wilderness.

The Israelites took many things from the Egyptians as they quickly left. The people did not even have time to let their bread rise and cook.

God led the Israelites by day with a cloud and by night with fire.

God chose Moses to lead the Israelites across the Red Sea. The people walked across the sea on dry ground. Then God made the water flow in the sea again.

Based on Exodus 3; 12:31-41; 13:21-22; 14

GATHER TIME

(SEE THE LEADER GUIDE FOR DETAILS.)

» GATHER AND SING

» TELL THE BIBLE STORY AND
REVIEW

» HEAR THE BIBLE VERSE

» SAY THE LIFE POINT

» WRAP UP



God can do all things.

Job 42:2



**God, You are great,
and no one is like You.**

2 Samuel 7:22



God will supply your needs.

Philippians 4:19



We will do what God says.

Exodus 19:8



**The Word of God, the Bible,
lasts forever.**

1 Peter 1:25



Call to Me, and I will answer.

Jeremiah 33:3



The Bible teaches about Jesus.

2 Timothy 3:15



**Jesus said, “The Scriptures
tell about Me.”**

Luke 4:21



**God put the rainbow
in the clouds.**

Genesis 9:13



**We have good news!
God keeps His promises.**

Acts 13:32



**I am with you
everywhere you go.**

Genesis 28:15



God will help me.

Isaiah 50:7



**Love God and always
do what He says.**


Deuteronomy 30:20





God parted the water for Moses
to lead the people across the sea.

Trace the dry land between the water.



God Chose **Moses**

by Kelly Wilson Mize



God chose Moses and God chooses me!


God chose Moses to do many things. God spoke and Moses listened to God. God spoke to Moses through a burning bush.

Trace the flame around the burning bush.



God chose Moses to lead the Israelites through the wilderness.

Trace the path.





God sent a fire
at night to guide
them when it was dark.

Trace around
the fire in the sky.

God spoke to Moses on a mountain.

Trace the mountain.




God spoke to Moses by the sea.

Trace Moses and the waves in the sea.



God chose Moses
to lead His people.
God sent a
cloud to help
the people know
where to go.

Trace the cloud.



GOD, YOU ARE

GREAT,

AND NO ONE IS LIKE YOU.

2 SAMUEL 7:22

GOD PROTECTED
MOSES



GOD CHOSE
MOSES



GOD PROVIDED FOR
THE PEOPLE



GOD GAVE THE TEN
COMMANDMENTS



God,



You are great,



and no one




is like You.



2 Samuel 7:22





Cloud Pattern

Bible Studies for Life Preschool Enhanced CD (Printables), Fall 2025
© 2025 Lifeway. OK to copy.

Instructions: Make one copy per child on paper or cardstock.
Use as directed in the leader guide.



God Chose Moses

God, You are great, and no one is like You. *2 Samuel 7:22*

© 2025 Lifeway. OK to copy.



Allergy ALERT

We are using these items today.

Please let the leaders know of any allergies.

Allergy Alert

Bible Studies for Life Preschool Enhanced CD (Printables), Fall 2025
© 2025 Lifeway. OK to copy.

Instructions: Print and post as needed. Refer to the leader guide for suggested activities that require an allergy alert.

North American Missions



Send Columbus Columbus, Ohio

Send Columbus is part of the Send Network. Send Network is a partnership of churches and people working together to start new churches everywhere for everyone.

Finding Hope Center

- Aaron Taylor is pastor of Living Hope Church in Columbus.
- The church began the Finding Hope Center to help people and tell them about Jesus.
- The Finding Hope Center provides families who are facing difficult times a place to get mattresses, bedding, furniture, diapers, wipes, cereals, granola bars, and bottled water.

Chroma Church

- Isaac and Hannah Surh, with the support of friends, started a new church that meets in a middle school in a suburb of Columbus.
- The people of Chroma Church want to help the growing population of people from other countries who now live in the Columbus area know about Jesus.

Pray

- For Aaron and his wife, Elizabeth, and their two daughters as they serve at Living Hope Church.
- For the ministries of Living Hope Church and the Finding Hope Center.
- For Isaac and Hannah and Chroma Church as they help people in Columbus learn about Jesus.



US MAP

Bible Studies for Life Preschool Enhanced CD (Printables), Fall 2025

© 2025 Lifeway OK to copy





SURH FAMILY PHOTO

Bible Studies for Life Preschool Enhanced CD (Printables), Fall 2025

© 2025 Lifeway OK to copy