

13 media-driven, interactive worship  
experiences for kids grades 1–6

KIDS

# BIBLE STUDIES FOR LIFE<sup>®</sup>

Worship

# How-to USE

KIDS

**BIBLE  
STUDIES  
FOR LIFE®**

Worship

***Bible Studies For Life: Kids Worship*** enables kids to experience an interactive large-group worship in a kid-friendly setting!

Customize each session to fit the needs of your kids, leaders, and worship environment. Included are Bible stories, worship songs, videos, games, Bible verse activities, and more. There also are ideas for small group activities to use during your drop-off or pick-up times. Here's a breakdown of a suggested schedule. Adapt it to fit your time and space.

## PRODUCTION NOTES

Tailor *Kids Worship* to your kids and leaders:

- For easy prep: Enlist a Worship Leader to show music videos and lead songs. Prepare the Connection Point Game and Bible Verse activity, and show the videos for the Bible Story and Connection Point Missions.
- Have an additional leader? Enlist that person to lead the Connection Point game, Bible Verse activity, and missions. Then prepare and tell the Bible Story for an interactive experience with your kids.
- Do you have musicians who would like to lead worship songs? Check out the lead sheets on the DVD-ROM or substitute your songs.
- Need easy ideas for decorating your stage area? See “Decorating Tips” in the How-To section on the DVD-ROM.

<b>HUDDLE UPS</b>	Optional small group activities for your drop-off or pick-up times	Small Group Leaders
<b>COUNTDOWN VIDEO</b>	Signals the end of Huddle Ups and beginning of worship time	Video
<b>WORSHIP SONG</b>	Use preselected song or choose one of your own	Video or Worship Leader/Team options
<b>WELCOME AND PRAYER</b>	Introduction to Bible story and Bible verse	Bible Study Leader
<b>TRUE 2 LIFE DRAMA OR “THE ADVENTURES OF DAB AND DEREK” VIDEO</b>	Reinforces the Life Point	Video or drama script option
<b>CONNECTION POINT GAME</b>	Interactive game to create excitement about the day's Bible story or Life Point	Connection Point Leader
<b>WORSHIP SONG</b>	Use preselected song or choose one of your own	Video or Worship Leader/Team options
<b>BIBLE STORY</b>	Lead an interactive Bible study. Want a different Bible story than what kids heard in small groups? Choose the optional Bible story on the DVD-ROM.	Bible Study Leader or video option
<b>WORSHIP SONG AND OFFERING</b>	Offering; Choose a favorite worship song	Worship Leader/Team
<b>CONNECTION POINT BIBLE VERSE</b>	Interactive Bible Verse activity	Connection Point Leader
<b>CONNECTION POINT MISSIONS</b>	Missions video and summary	Video and Connection Point Leader
<b>REAL LIFE CONNECTIONS</b>	Lead a conversation to help kids apply the Life Point and reinforce learning	Bible Study Leader

## UNIT 1: GOD IS

## Session 1: God Protected Moses

**BIBLE PASSAGE**

Exodus 1:22–2:10; Numbers 26:59

**LIFE POINT**

God is all-knowing and in control of all things.

**CHRIST FOCUS**

Jesus followed God's plans.

**LEVEL OF BIBLICAL LEARNING**

God is all-knowing.

**SUGGESTED USE DATE:** September 7**BIBLE VERSE**

Many plans are in a person's heart, but the LORD's decree will prevail. Proverbs 19:21 (CSB)

There are many devices in a man's heart; nevertheless the counsel of the LORD, that shall stand. Proverbs 19:21 (KJV)

**SUPPLY LIST****Arrival Huddle Up**

- painter's tape
- beach ball

**Bonus Huddle Up**

- crayons
- "God Protected Moses" coloring sheet (1 per child)

**Dismissal Huddle Up**

- Bible
- paper
- pencils
- clipboards (1 per every 4 kids)
- timer

**Worship Song**

- none

**Welcome and Prayer**

- gift bag

**True2Life Drama**

- 2 backpacks

**Connection Point Game**

- yarn
- scissors
- 2 thick rubber bands

- 6 plastic cups (3 red, 3 blue)

- painter's tape

**Worship Song**

- none

**Bible Story**

- Bible
- toothbrush
- toothpaste
- dental floss

**Worship Song and Offering**

- none

**Connection Point Bible Verse**

- poster board
- sticky notes
- marker
- tape

**Connection Point Missions**

- none

**Real Life Connections**

- One Conversation Page (1 per child)

**MUSIC AND MEDIA**

- **Countdown:**  
"Countdown" video
- **Worship Song:**  
"Infinite (Psalm 147:5)" video
- **Welcome and Prayer:**  
Life Point and Bible Verse slides
- **True2Life Drama:**  
"The Adventures of Dab and Derek" video (optional)
- **Connection Point Game:**  
Connection Point Game slide
- **Worship Song:**  
"No One Like You" video
- **Bible Story:**  
Bible Story and Christ Focus slides; "Scripture Sketches" video (optional)
- **Worship Song and Offering:**  
Worship song of your choice
- **Connection Point Bible Verse:**  
Connection Point Bible Verse and Bible Verse slides
- **Connection Point Missions:**  
Connection Point Missions and Connect to Missions slides
- **Real Life Connections:**  
Real Life Connections, Real Life Questions, and Life Point slides

**Media Note:** Look for the play button symbol (▶) to easily identify media cues.

**FALL 2025, UNIT 1 WRITERS:****Leader Guide:**

ALISON FANNING CREEL  
Huntsville, Alabama

**True2Life Scripts:**

TOBI WHITE  
Sugar Land, Texas

## HUDDLE UPS

Huddle Ups are optional activities for churches that have a drop-off time before the session begins or a pick-up time as parents arrive at the end of the session. It's a great time for kids to interact with a small group leader through games, conversations, or review questions.

- ➔ Estimated time: varies according to schedule
- ➔ Tech: none
- ➔ People: Small Group Leaders
- ➔ Supplies *(for each small group)*:
  - Arrival Huddle Up—painter's tape, beach ball
  - Bonus Huddle Up—crayons, "God Protected Moses" coloring sheet *(1 per child)*
  - Dismissal Huddle Up—Bible, paper, pencils, clipboards *(1 per every 4 kids)*, timer

## ARRIVAL HUDDLE UP

*(Form small groups. Lead the following Huddle Up activity as kids arrive for worship time.)*

*Prep: Tape a 3-by-3-foot square on the floor in the middle of your Huddle Up area.*

- Lead kids to stand in a large circle around the taped square.
- Choose one child to stand inside the square.
- Instruct kids to volley the beach ball back and forth across the circle, protecting the ball from being intercepted by the child in the center.
- Challenge the child standing inside the square to intercept the ball without stepping outside of the square.
- Play until the child intercepts the ball *(or for a predetermined amount of time)*.
- Choose a new player and continue as time allows.
- Congratulate kids on protecting the ball!
- Mention that kids will hear a Bible story about how God protected Moses.
- Emphasize that God is all-knowing and in control of all things.
- Watch for the *Countdown* video to signal the end of Huddle Ups. Guide your small group to join the others to begin worship.

## BONUS HUDDLE UP

*(This is an extra Huddle Up activity to be used during arrival or dismissal time.)*

*Prep: Print this session's coloring sheet (available on the DVD-ROM).*

- Comment that God had good plans for Moses! God protected Moses and was in control of all that happened to him.
- Distribute crayons and coloring sheets.
- Invite kids to color on their pages.

## DISMISSAL HUDDLE UP

*(Lead small groups in the following Huddle Up activity as they await pick-up.)*

*Prep: none*

- Review the Life Point: **God is all-knowing and in control of all things.**
- Form groups of four kids each. *(More or less in each group is OK.)*
- Choose one child in each group to be the scribe.
- Give each scribe a clipboard with a sheet of paper and a pencil.
- Name one of the following topics:
  - Things people need *(Matthew 6:8)*
  - Places people go *(Psalm 139:3)*
  - Things kids say *(Psalm 139:4)*
  - Things people plan *(Jeremiah 29:11)*
  - Things in outer space *(Psalm 147:4)*
  - Things on your head *(Matthew 10:30)*
  - Things that are hard to understand *(Psalm 147:5)*
- Explain that groups will have one minute to list as many responses to the topic as they can.
- Instruct the scribe to write his group's answers on the paper.
- Read aloud the lists after one minute.
- Challenge the group with the most responses to open the Bible to the corresponding verse *(listed above)*, read it aloud, and determine what God knows about the topic.
- Give each scribe a new sheet of paper, name a different topic, and play again.
- Remind kids that God knows all things and is in control of all things.

## **COUNTDOWN VIDEO**

- ➔ Estimated time: 3 minutes
- ➔ Tech: “Countdown” video
- ➔ People: none
- ➔ Supplies: none

► Play the “Countdown” video 3 minutes prior to the start of your worship time.

## **WORSHIP SONG**

- ➔ Estimated time: 3 minutes
- ➔ Tech: Music video, mics for singers, lights *(optional)*
- ➔ Music: “Infinite (Psalm 147:5)” *(lead sheet available on DVD-ROM)* or download a worship song of your choice
- ➔ People: Worship Leader and/or Worship Team
- ➔ Supplies: none

### **WORSHIP LEADER**

Welcome to worship! Let’s get to know one another! Quickly find three people, give them a high five, and tell them your name. *(Allow time for kids to respond.)*

Psalm 147:5 says that God is great and powerful! His understanding is infinite! That means there is no end to the things that God knows!

God knows everything, and He has the power to control all things. Let’s stand and sing about God’s infinite knowledge and wisdom!

*(Kids stand to sing.)*

► Show the music video.

## **WELCOME AND PRAYER**

- ➔ Estimated time: 5 minutes
- ➔ Tech: *Life Point* and *Bible Verse* slides
- ➔ People: Bible Story Leader
- ➔ Supplies: gift bag

### **BIBLE STORY LEADER**

Hey, kids! It’s great to see you at church today. I’m glad you’re here! I brought something to show you. *(Show the gift bag.)* Can anyone guess what’s inside

the gift bag? *(Allow for several guesses. Invite a child to join you. Invite the child to reach inside the bag, revealing that there is nothing inside.)* Are you surprised? There’s nothing inside the bag!

There was no way for you to KNOW what was inside the bag. Some of you made great guesses. Some of you may have even GUESSED that the bag was empty, but you couldn’t be sure.

People can know and learn a lot of things, but people will never know everything. There is always more to learn! God is different. There is nothing that God doesn’t already know. God knows everything, and He is in charge of everything!

► Show the *Life Point* slide.

**God is all-knowing and in control of all things.** Say that with me: **“God is all-knowing and in control of all things.”**

God’s plans for us are good, and He is in control of what happens. Today’s Bible verse says that people make plans, but it is God’s plan that will happen. Nothing happens that God does not know about, and God’s plans always succeed. Read with me Proverbs 19:21.

► Show the *Bible Verse* slide.

### **BIBLE VERSE:**

*(Select your preferred version.)*

- Many plans are in a person’s heart, but the LORD’s decree will prevail. Proverbs 19:21 *(CSB)*
- There are many devices in a man’s heart; nevertheless the counsel of the LORD, that shall stand. Proverbs 19:21 *(KJV)*

God’s plans never fail because God knows everything! He knows everything about the past, present, and future. God created all things and is in control of all that He made. We can trust God because He is all-knowing and in control.

Let’s pray and praise God for His good plans. After we pray, we will check in with the True2Life team *(or “The Adventures of Dab and Derek”).*

*(Lead kids to pray.)*



**TRUE2LIFE DRAMA**

- ➔ Estimated time: 3-5 minutes
- ➔ Tech: *The Adventures of Dab and Derek* video (optional)
- ➔ People:
  - Daniella (young girl from a Christian home)
  - Davis (Daniella's older brother)
- ➔ Supplies: 2 backpacks

**Option 1:** Rehearse and present the following dramatic script.

**Option 2:** Show the video: “*The Adventures of Dab and Derek*.”

*Daniella and Davis walk to the school bus before school. Both wear backpacks.*

**Daniella:** (Take a few steps and stop.) I can't do it, Davis.

**Davis:** You can't do what?

**Daniella:** I can't walk to the bus stop.

**Davis:** Are you hurt? What's wrong, Daniella?

**Daniella:** I'm not hurt. It's just ... I don't know. I don't want to go to school.

**Davis:** Well, that's not new. You almost never want to go to school.

**Daniella:** OK, maybe that's not new, but everything else in our lives IS new ... a new house, new school, new teachers. And don't forget, no friends.

**Davis:** I understand. Neither of us wanted to move, but here we are.

**Daniella:** I liked our old life. I didn't ask to move.

**Davis:** Honestly, I don't even know if Mom and Dad wanted to move, but as they explained, it's clear that this is God's plan for our family.

**Daniella:** Did God send them a message? How do they know this is what God wanted?

**Davis:** Daniella, you saw how everything happened. Dad got this great job offer when he wasn't even looking for a job. Then our house sold the first day! Over and over, God helped our family and

showed us that He was making the way for us to be here.

**Daniella:** I think my plan is better. My plan included good friends that I've had since I was three.

**Davis:** Daniella, you can only see what is right in front of you, but God can see the future. God knows all the details about things we haven't even thought of yet.

**Daniella:** I guess you're right. I know God's plan is better for me than my plan. It's just hard.

**Davis:** The Bible talks about how God's plans will always happen. God is in control of all things. It is hard, but it also makes me realize how special it is to have God directing our lives. Everything is better when God is in control.

**Daniella:** Even a new school and new friends?

**Davis:** Daniella, God has a great plan for you and for me. God will protect us and help us as we enter all the “new” of today. This is part of God's plan, and God's plan never fails!

**Daniella:** It feels really good knowing that God is in control!

**Davis:** God knows what's best. It's better for us to have new teachers, new friends, a new bus ... THE BUS! Come on, Daniella! If we don't hurry, we'll miss the bus!

*(They both run off stage.)*

*(END SCENE)*

**CONNECTION POINT GAME**

- ➔ Estimated time: 10 minutes
- ➔ Tech: *Connection Point Game* slide
- ➔ People: Connection Point Leader, 10 kids
- ➔ Supplies: yarn, scissors, 2 thick rubber bands, 6 plastic cups (3 red, 3 blue), painter's tape

**GAME INSTRUCTIONS:**

- Cut 10 pieces of yarn, each about 3 feet long.
- Gather 5 pieces of yarn and a rubber band.

- Knot 1 end of each yarn piece onto 1 rubber band, spacing the yarn evenly.
- Prepare an identical, second rubber band with the remaining yarn pieces.
- Tape long lines on opposites sides of the game area.
- Turn cups upside down and scatter them on the floor between the taped lines. Space the cups so teams have plenty of room to move and work around them.
- Choose 10 kids.
- Form 2 teams.
- Designate a red team and a blue team.
- Assign a tape line to each team.
- Give each team a prepared rubber band.
- Lead each team member to hold the free end of a piece of yarn.
- Demonstrate how players can pull the yarn to stretch the rubber band and position it around a cup. Guide players to stop pulling the strands of yarn so the rubber band collapses around the cup. Gently lift the strands of yarn to pick up the cup.
- Challenge teams to use the rubber bands to move 3 cups to their assigned tape lines.
- Name the first team to finish as the winner.

### CONNECTION POINT LEADER

► Show the Connection Point Game slide.

Today's game requires lots of teamwork! Who would like to play? (Choose 10 kids. Form 2 teams. Designate a red team and a blue team. Assign each team a tape line.)

Players, your challenge is to move three cups to your team's tape line. Each team has a rubber band with pieces of yarn tied to it. Each team member should hold the free end of a piece of yarn. When all of you pull the yarn at the same time, the rubber band stretches. You will stretch the rubber band and position it around one of your team's cups. Then slowly stop pulling the yarn so the rubber band collapses around the cup. After the rubber band snaps around the cup, lift the yarn to move the cup to your team's line. The first team to move all three cups will be the winner.

Do all of you understand how to play? (Answer any questions and play the game.)

Wow! That was a difficult task! Great job of working together, teams!

It took some practice to control the rubber band and move the cups. If the players didn't all pull at the same time, the rubber band would not open. If a player pulled the rubber band after picking up the cup, the cup would slip or fall! Our players needed to help one another and work together.

Sometimes we need help to do things, but did you know that God never needs help? God is in control of everything! He commands the sun to rise and set. He controls how fast or slow the planets spin. God placed each star in the sky and knows all of them by name!

**God is all-knowing and in control of all things.** Let's sing another worship song. After we sing, we will open the Bible to hear how God controlled a difficult situation in order to protect Moses.

### WORSHIP SONG

- ➡ Estimated time: 3 minutes
- ➡ Tech: Music video, mics for singers, lights (optional)
- ➡ Music: "No One Like You" (lead sheet available on DVD-ROM) or download a worship song of your choice
- ➡ People: Worship Leader and/or Worship Team
- ➡ Supplies: none

### WORSHIP LEADER

You may not know every person in this room, but God does! God knows your name, your thoughts, and your future. God knows everything about you, and He has good plans for you. Part of His plan was for you to be here today to worship Him! There is no one like God!

(Kids stand to sing.)

► Show the music video.

**BIBLE STORY**

- ➔ Estimated time: 10 minutes
- ➔ Tech: *Christ Focus* and *Bible Story* slides; “Scripture Sketches” video (optional)
- ➔ People: Bible Story Leader
- ➔ Supplies: Bible, toothbrush, toothpaste, dental floss

**Option 1:** Gather the suggested supplies and tell the following Bible story.

**Option 2:** Show the video: Scripture Sketches.

**Option 3:** Tell the Optional Bible Story available on the DVD-ROM. This session’s optional Bible story is “Plagues on Egypt,” Exodus 7–12:32.

**BIBLE STORY LEADER**

► Show the Bible Story slide.

I brought something very important with me today. Do you want to guess what it is? (Allow for guesses.) Those were great suggestions! (Show toothbrush, toothpaste, and dental floss.) Actually, I brought my toothbrush, my favorite kind of toothpaste, and some dental floss. Do you like to brush your teeth? Why is it important to brush your teeth regularly? (Allow for responses.) Brushing and flossing are how you care for your teeth and gums. It keeps your body healthy and protects your teeth from cavities.

What are some other things that protect people? (Allow kids to respond.) Good thinking! A helmet protects your head when you ride a bike. You protect your body when you wear a seatbelt. Bandages protect cuts and scrapes from germs and infections.

All of the things we’ve mentioned are great ways to protect ourselves, but none of them work all of the time. People who brush their teeth can still get cavities. Wearing a helmet when you ride your bike doesn’t always keep you from getting hurt. Sometimes even our best efforts fail.

Today we’ve heard that **God is all-knowing and in control of all things**. We can trust that God’s plans never fail. His efforts always succeed! Our Bible story is about a family who found themselves in a very dangerous situation, but God had a plan. Let’s hear how God protected Moses.

(Open the Bible to Exodus 1.)

Pharaoh was the new king of Egypt. He was concerned because there were more Israelite slaves than Egyptians! Pharaoh worried that the Israelites might one day join his enemies and fight against Egypt. Pharaoh commanded taskmasters to make the Israelites work very hard. (Exodus 1:8-11) Then Pharaoh commanded every Israelite baby boy to be thrown into the Nile River!

An Israelite girl named Miriam lived with her family in Egypt. Her mother, Jochebed (*JOK uh bed*), had exciting news! Miriam would be a big sister! Soon, Miriam’s baby brother was born, and Jochebed hid him for three months to keep him safe from Pharaoh.

(Read Exodus 2:3-4.)

**But when she could no longer hide him, she got a papyrus basket for him and coated it with asphalt and pitch. She placed the child in it and set it among the reeds by the bank of the Nile. Then his sister stood at a distance in order to see what would happen to him.**

Soon, Pharaoh’s daughter, the princess, came to the river to bathe. She saw the basket among the reeds, and her servant brought the basket to her. The princess looked inside and saw the baby. He was crying, and the princess felt sorry for him. She knew the baby boy was an Israelite.

Miriam was still nearby and watching. She went to Pharaoh’s daughter and offered to find an Israelite woman to care for the baby. The princess agreed, and Miriam went to get her mother.

Pharaoh’s daughter left the baby with Miriam’s family. Jochebed cared for the baby according to the command of the princess.

(Read Exodus 2:10.)

**When the child grew older, [Jochebed] brought him to Pharaoh’s daughter, and he became her son. She named him Moses, “Because,” she said, “I drew him out of the water.”**

(Close the Bible.)

God protected Moses from Pharaoh. God had important plans for Moses. God knew that when Moses grew up, he would lead the Israelites out of Egypt! Even though Pharaoh commanded that all



the Israelite baby boys be killed, God was in control. God protected Moses!

► *Show the Christ Focus slide.*

God's plans are always good, but they are not always easy. Jesus followed God's plans, but it was often difficult. People made fun of Jesus, told lies about Him, and sentenced Him to die on a cross. Even though it was difficult, Jesus did the things that God wanted Him to do. God knew what would happen to Jesus, but God was in control! Three days after Jesus died, He rose back to life! Jesus made the way for people to be forgiven of sin and have a relationship with God!

People can't always understand God's plans. Sometimes we face situations that make us fearful or anxious. It can be easy to wonder if God knows what's happening and if He is in control. You can trust that God ALWAYS knows, and He is ALWAYS in control, no matter what you may face.

### **WORSHIP SONG AND OFFERING**

- ➡ Estimated time: 3 minutes
- ➡ Tech: mics for singers, lights (*optional*)
- ➡ Music: Use a favorite song or download a worship song of your choice.
- ➡ People: Worship Leader and/or Worship Team
- ➡ Supplies: none

#### **WORSHIP LEADER**

God is awesome! He knows everything about us and has good plans for us. We can know that He is in control of every area of our lives. Let's pray and ask God to help us trust His plans.

*(Lead kids to pray.)*

#### *Optional Giving Segment:*

It's time to give an offering. Some of the money that people give at church helps others hear that God is all-knowing and in control of all things. If you would like to give an offering today, ...

*(Give your own directions for how the kids can give their offerings. After collecting the offering, guide kids to stand for the worship song.)*

► *Play your selected worship song.*

### **CONNECTION POINT BIBLE VERSE**

- ➡ Estimated time: 5-8 minutes
- ➡ Tech: *Connection Point Bible Verse* and *Bible Verse* slides
- ➡ People: Connection Point Leader, all kids
- ➡ Supplies: poster board, sticky notes, marker, tape

#### **ACTIVITY INSTRUCTIONS:**

- *Select your preferred version of the Bible verse.*
- *Write the verse boldly on a sheet of poster board.*
- *Display the poster board on a focal wall.*
- *Say the verse and lead kids to repeat it after you.*
- *Remind kids that God protected Moses.*
- *Suggest kids learn the verse by "protecting" certain words.*
- *Invite a volunteer to "protect" 1 word of the verse by covering it with sticky notes.*
- *Guide kids to say aloud the verse, leading them to stand and shout the covered word.*
- *Invite another child to "protect" a second word.*
- *Lead kids to say the verse again, standing to shout both covered words.*
- *Continue as time allows or until kids cover all of the words.*

#### **BIBLE VERSE:**

*(Select your preferred version.)*

- Many plans are in a person's heart, but the LORD's decree will prevail. Proverbs 19:21 (CSB)
- There are many devices in a man's heart; nevertheless the counsel of the LORD, that shall stand. Proverbs 19:21 (KJV)

#### **CONNECTION POINT LEADER**

► *Show the Connection Point Bible Verse slide.*

It's time to say our Bible verse! Say with me Proverbs 19:21.

► *Show the Bible Verse slide.*

*(Lead kids to read aloud your preferred version.)*

Whose plans does this verse say will succeed: people's or God's? (*Allow for responses.*) God's plans will succeed! God never fails!

Today's Bible story reminded us that God protected Moses. Many years later, God used Moses to save the Israelite people. God's plan did not fail!

(*Lead the activity.*)

### CONNECTION POINT MISSIONS

- ➔ Estimated time: 5-8 minutes
- ➔ Tech: *Connection Point Missions* and *Connect to Missions* slides
- ➔ People: Connection Point Leader
- ➔ Supplies: none

#### CONNECTION POINT LEADER

► *Show the Connection Point Missions slide.*

Many young college students live in Columbus, Ohio. Columbus is a place filled with art, music, theatre, museums, culture, and a busy workforce.

► *Show the Connect to Missions slide.*

Aaron Taylor is the church planter and teaching pastor of Living Hope Church in Columbus, Ohio. The church, started in 2018, has been a big influence in reaching people in the area and helping them know about Jesus.

Living Hope Church began a ministry called the Finding Hope Center. The center is a local place where families who need help can get the things they need. They often help single moms, immigrants, refugees, and others at no cost. They want to provide a place for families to get the help they need and provide hope as they tell them about Jesus.

Let's pray for Aaron and his wife, Elizabeth, and their two daughters as they serve at Living Hope Church. Pray for the ministries of Living Hope Church and the Finding Hope Center.

(*Invite a child to lead the group to pray. If no one volunteers, voice a prayer yourself.*)

### REAL LIFE CONNECTIONS

- ➔ Estimated time: 3-5 minutes
- ➔ Tech: *Real Life Connections*, *Real Life Questions*, and *Life Point* slides
- ➔ People: Bible Story Leader
- ➔ Supplies: One Conversation Page (*1 per child*)

*Prep: Print this session's One Conversation Page (available on the DVD-ROM). Lead a conversation with your kids about today's Bible story and Life Point. Show the Real Life Questions slides and discuss each question.*

#### BIBLE STORY LEADER

► *Show the Real Life Connections slide.*

God knows all things, and He is in control! Let's talk about what you've heard today.

► *Show each Real Life Questions slide.*

- What is something that you know about God?
- What is something that you would like to know about God?
- What is something that God knows about you?
- Does knowing that God is in control of all things help you trust Him? Why?

► *Show the Life Point slide.*

**God is all-knowing and in control of all things.** Say that with me: **"God is all-knowing and in control of all things."**

God knows everything. He knows the thoughts you think, the words you say, and the choices you make. God loves you and has good plans for you.

God knew that you would be at church today! I'm glad that you came. Make plans to invite a friend and come again next time. I'll see you then!

#### Leader notes:

- *If you plan to utilize the Dismissal Huddle Up, guide kids to their small groups.*
- *Send each child home with a One Conversation Page. Suggest families check out the "At Home" discipleship option at the bottom of the page.*

# Decorating IDEAS

## UNIT 1: GOD IS

- Piece together large sheets of bulletin board paper to cover an entire focal wall. Tape the backs of the papers together, using clear packing tape. Use various colors of spray paint to create a graffiti wall. In the center of the paper use a fun, graffiti-style font to spray paint *GOD IS*. In the areas around the paper's edges, paint the words *all-knowing, in control, powerful, loving, kind, and holy*. Fill a paint brush with acrylic paint and flick it toward the paper to create paint splatters. Tape the finished artwork to a focal wall.
- Gather several drop cloths (*or bed sheets*) and spatter them with paint. Arrange the cloths on the floor of the stage area.
- Set a large A-frame ladder on the drop cloths. (*Ladder is for decorating purposes only. Keep away from children.*) Add other painting elements such as brushes, rollers, empty paint cans, paint trays, and so on.

## UNIT 2: THE WORD OF GOD

- Search online for free Bible story illustrations. Print the illustrations and mount them on brightly colored papers. Display the illustrations around your worship area.
- Place a table where children will see it as they arrive for worship. Fill the table with Bibles of various shapes, sizes, colors, and translations. Encourage kids to look at the Bibles and compare them.
- Designate a focal wall as a Scripture wall. Provide sticky notes of various colors and markers. Encourage kids to write their favorite Bible verses on the sticky notes, one verse per note. Allow kids to place their completed sticky notes on the wall to create a collage. Suggest kids add a new verse each week! Invite each child to select a sticky note from the wall to take home at the end of the unit.

## UNIT 3: GOD'S PROMISES

- Create a tree house theme for your stage area. Use nature items to accentuate the scene, such as: greenery, burlap, artificial flowers, and rocks.
- Use a large cardboard appliance box to fashion a tree house. Paint the box fun colors, using acrylic paints.
- Use colored crepe paper to make a rainbow that spans the width of your stage.
- Cut large cloud shapes from poster board. Glue cotton balls or quilting batting to cover each cloud shape. Attach fishing line to the clouds and hang them from the ceiling.

# Sharing

## THE GOSPEL

### with Kids

The word ***gospel*** means “***good news***.”

It is the message about ***Christ***, the ***kingdom of God***, and ***salvation***.



***God rules.*** The Bible tells us God created everything, including you and me, and He is in charge of everything. Recite Genesis 1:1 from memory or read it in the Bible. [Read REVELATION 4:11 and COLOSSIANS 1:16-17.](#)



***We sinned.*** Since the time of Adam and Eve, everyone has chosen to disobey God (Romans 3:23). The Bible calls this sin. Because God is holy, God cannot be around sin. Sin separates us from God and deserves God's punishment of death ([ROMANS 6:23](#)).



***God provided.*** Read John 3:16 aloud. God sent His Son, Jesus, the perfect solution to our sin problem, to rescue us from the punishment we deserve. It's something we, as sinners, could never earn on our own. Jesus alone saves us. [Read EPHESIANS 2:8-9.](#)



***Jesus gives.*** Jesus lived a perfect life, died on the cross for our sins, and rose again. Because Jesus gave up His life for us, we can be welcomed into God's family for eternity. This is the best gift ever! [Read ROMANS 5:8; 2 CORINTHIANS 5:21; or 1 PETER 3:18.](#)



***We respond.*** We can respond to Jesus. “The ABCs of Becoming a Christian” is a simple tool that helps us remember how to respond when prompted by the Holy Spirit to the gift Jesus offers.

***A***dmitt

***B***elieve

***C***onfess

***Admit*** to God that you are a sinner. The first people God created chose to sin and disobey God. Ever since then, all people have chosen to sin and disobey. (Romans 3:23) Tell God you messed up and you are sorry for doing your own thing and turning away from Him through your thoughts, words, and actions. Repent, turn away from your sin. (Acts 3:19; 1 John 1:9) Repent doesn't just mean turning from doing bad things to doing good things. It means turning from sin and even from your own good works and turning to Jesus, trusting only in Him to save you.

***Believe*** that Jesus is God's Son and accept God's gift of forgiveness from sin. You must believe that only Jesus can save you and you cannot save yourself from your sin problem—not even by praying to God, going to church, or reading your Bible. Your faith or your trust is only in Jesus and what He did for you through His life, death, and resurrection. (Acts 16:31; Acts 4:12; John 14:6; Ephesians 2:8-9)

***Confess*** your faith in Jesus Christ as Savior and Lord. Tell God and tell others what you believe. If Jesus is your Savior, you are trusting only in Him to save you. Jesus is also Lord, which means He is in charge and calling the shots in your life. You can start following Him and doing what He says in the Bible. You are born again into a new life and look forward to being with God forever. (Romans 10:9-10,13)



## UNIT 1: GOD IS

### Session 1: God Protected Moses



#### BIBLE PASSAGE

Exodus 1:22–2:10; Numbers 26:59

#### LIFE POINT

God is all-knowing and in control of all things.

- ➔ People:
  - Daniella (*young girl from a Christian home*)
  - Davis (*Daniella's older brother*)
- ➔ Supplies: 2 backpacks

*Daniella and Davis walk to the school bus before school. Both wear backpacks.*

**Daniella:** (*Take a few steps and stop.*) I can't do it, Davis.

**Davis:** You can't do what?

**Daniella:** I can't walk to the bus stop.

**Davis:** Are you hurt? What's wrong, Daniella?

**Daniella:** I'm not hurt. It's just ... I don't know. I don't want to go to school.

**Davis:** Well, that's not new. You almost never want to go to school.

**Daniella:** OK, maybe that's not new, but everything else in our lives IS new ... a new house, new school, new teachers. And don't forget, no friends.

**Davis:** I understand. Neither of us wanted to move, but here we are.

**Daniella:** I liked our old life. I didn't ask to move.

**Davis:** Honestly, I don't even know if Mom and Dad wanted to move, but as they explained, it's clear that this is God's plan for our family.

**Daniella:** Did God send them a message? How do they know this is what God wanted?

**Davis:** Daniella, you saw how everything happened. Dad got this great job offer when he wasn't even looking for a job. Then our house sold the first day! Over and over, God helped our family and showed us that He was making the way for us to be here.

**Daniella:** I think my plan is better. My plan included good friends that I've had since I was three.

**Davis:** Daniella, you can only see what is right in front of you, but God can see the future. God knows all the details about things we haven't even thought of yet.

**Daniella:** I guess you're right. I know God's plan is better for me than my plan. It's just hard.

**Davis:** The Bible talks about how God's plans will always happen. God is in control of all things. It is hard, but it also makes me realize how special it is to have God directing our lives. Everything is better when God is in control.

**Daniella:** Even a new school and new friends?

**Davis:** Daniella, God has a great plan for you and for me. God will protect us and help us as we enter all the "new" of today. This is part of God's plan, and God's plan never fails!

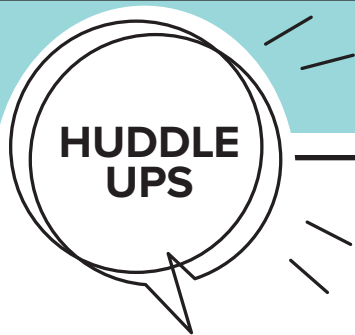
**Daniella:** It feels really good knowing that God is in control!

**Davis:** God knows what's best. It's better for us to have new teachers, new friends, a new bus ... THE BUS! Come on, Daniella! If we don't hurry, we'll miss the bus!

*(They both run off stage.)*

*(END SCENE)*





## UNIT 1: GOD IS

### Session 1: God Protected Moses



#### BIBLE PASSAGE

Exodus 1:22–2:10; Numbers 26:59

#### LIFE POINT

God is all-knowing and in control of all things.

#### ARRIVAL HUDDLE UP

*(Form small groups. Lead the following Huddle Up activity as kids arrive for worship time.)*

- ➔ *Supplies: painter's tape, beach ball*
- ➔ *Prep: Tape a 3-by-3-foot square on the floor in the middle of your Huddle Up area.*
- Lead kids to stand in a large circle around the taped square.
- Choose one child to stand inside the square.
- Instruct kids to volley the beach ball back and forth across the circle, protecting the ball from being intercepted by the child in the center.
- Challenge the child standing inside the square to intercept the ball without stepping outside of the square.
- Play until the child intercepts the ball *(or for a predetermined amount of time)*.
- Choose a new player and continue as time allows.
- Congratulate kids on protecting the ball!
- Mention that kids will hear a Bible story about how God protected Moses.
- Emphasize that God is all-knowing and in control of all things.
- Watch for the *Countdown* video to signal the end of Huddle Ups. Guide your small group to join the others to begin worship.

#### BONUS HUDDLE UP

*(This is an extra Huddle Up activity to be used during arrival or dismissal time.)*

- ➔ *Supplies: crayons, "God Protected Moses" coloring sheet (1 per child)*
- ➔ *Prep: Print this session's coloring sheet (available on the DVD-ROM).*
- Comment that God had good plans for Moses! God protected Moses and was in control of all that happened to him.
- Distribute crayons and coloring sheets.
- Invite kids to color on their pages.

#### DISMISSAL HUDDLE UP

*(Lead small groups in the following Huddle Up activity as they await pick-up.)*

- ➔ *Supplies: Bible, paper, pencils, clipboards (1 per every 4 kids), timer*
- ➔ *Prep: none*
- Review the Life Point: **God is all-knowing and in control of all things.**
- Form groups of four kids each. *(More or less in each group is OK.)*
- Choose one child in each group to be the scribe.
- Give each scribe a clipboard with a sheet of paper and a pencil.
- Name one of the following topics:
  - Things people need *(Matthew 6:8)*
  - Places people go *(Psalm 139:3)*
  - Things kids say *(Psalm 139:4)*
  - Things people plan *(Jeremiah 29:11)*
  - Things in outer space *(Psalm 147:4)*
  - Things on your head *(Matthew 10:30)*
  - Things that are hard to understand *(Psalm 147:5)*
- Explain that groups will have one minute to list as many responses to the topic as they can.
- Instruct the scribe to write his group's answers on the paper.
- Read aloud the lists after one minute.
- Challenge the group with the most responses to open the Bible to the corresponding verse *(listed above)*, read it aloud, and determine what God knows about the topic.
- Give each scribe a new sheet of paper, name a different topic, and play again.
- Remind kids that God knows all things and is in control of all things.



## OPTIONAL BIBLE STORY

# UNIT 1: GOD IS

## Session 1: Plagues on Egypt

KIDS

BIBLE  
STUDIES  
FOR LIFE®

Worship

**BIBLE PASSAGE**  
Exodus 7–12:32**LIFE POINT**

God is all-knowing and in control  
of all things.

- ➔ *Supplies: Bible, toothbrush, toothpaste, dental floss*
- ➔ *Prep: none*

*(Show toothbrush, toothpaste, and dental floss.)*

I brought my toothbrush, my favorite kind of toothpaste, and some dental floss with me today. Do you like to brush your teeth? Why is it important to brush your teeth regularly? *(Allow for responses.)* Brushing and flossing are how you care for your teeth and gums, but can people who brush and floss still get cavities? *(Allow for responses.)* Yes, sometimes even our best efforts fail.

We can trust that God's plans never fail. His efforts always succeed! Let me tell you about God's plan to free the Israelites from slavery in Egypt..

*(Open the Bible to Exodus 7.)*

The Israelites had been slaves in Egypt for over 400 years. God instructed Moses to tell Pharaoh *(the ruler)* to allow the Israelites to go into the wilderness and worship God.

*(Read Exodus 7:3-5.)*

**"But I will harden Pharaoh's heart and multiply my signs and wonders in the land of Egypt. Pharaoh will not listen to you, but I will put my hand into Egypt and bring ... the Israelites out of the land of Egypt by great acts of judgment. The Egyptians will know that I am the LORD when I stretch out my hand against Egypt and bring out the Israelites from among them."**

Moses obeyed God and went to Pharaoh. Just as God said, Pharaoh refused to let the people go. He told his men to make the Israelites work even harder.

Moses returned to Pharaoh many times. "Let God's people go," Moses told him, but Pharaoh refused. Each time, God sent a plague on the people of Egypt. The plagues were mighty works of God that showed His power.

God caused the water in Egypt to become blood. He caused frogs, lice *(or gnats)*, and flies to cover the land. He caused the Egyptians' cattle to die and boils to form on the skin of the Egyptians. He caused hail to fall from the sky and locusts to cover the land.

Still, Pharaoh refused to let the Israelites leave Egypt. Then God brought a great darkness. For three days the Egyptians could not see one another, but the Israelites had light. Even the darkness was not enough to change Pharaoh's mind!

*(Read Exodus 11:1.)*

**The LORD said to Moses, "I will bring one more plague on Pharaoh and on Egypt. After that, he will let you go from here. When he lets you go, he will drive you out of here."**

God said the firstborn of every Egyptian family would die. God gave Moses instructions for the Israelites to follow so that they would be safe. The Israelite families did as God instructed, and God protected them. In the Egyptian homes, however, the firstborn died—even Pharaoh's son.

*(Read Exodus 12:31.)*

**[Pharaoh] summoned Moses and Aaron during the night and said, "Get out immediately from among my people, both you and the Israelites, and go, worship the LORD as you have said."**

Finally, Pharaoh agreed to let the people go. The Israelites—600,000 men and their families—left Egypt. They were free!

*(Close the Bible.)*

Was God's plan for Moses and the Israelites easy? *(Allow for responses.)* No, Moses had to go back to Pharaoh many, many times before he let the people go free.

► *Show the Christ Focus slide.*

God's plans are always good, but they are not always easy. Jesus followed God's plans, but it was often difficult. People made fun of Jesus, told lies about Him, and sentenced Him to die on a cross. Even though it was difficult, Jesus did the things that God wanted Him to do. God knew what would happen to Jesus, but God was in control! Three days after Jesus died, He rose back to life! Jesus made the way for people to be forgiven of sin and have a relationship with God!

Sometimes things happen that may cause us to wonder if God is in control. You can trust that God is ALWAYS in control, no matter what you may face.



## **GOD PROTECTED MOSES**

Exodus 1:22–2:10; Numbers 26:59

© 2025 Lifeway



# BIBLE STUDIES FOR LIFE®

Worship

## LIFE POINT

God is all-knowing and in control of all things.



## THE BIBLE MEETS LIFE

God protected Moses in amazing ways. God had a plan for Moses' life. God has a plan for our lives, too.



## LIVE IT OUT

Review the Bible story with your child. Then read Proverbs 19:21. On a calendar plan and record your family's week or month. Pray about your family's plan but ask God to guide your family members to follow His plan and not their own.



## LEVEL OF BIBLICAL LEARNING

God is all-knowing.



## DAILY BIBLE READING

**Sunday:** Proverbs 19:21

**Monday:** Romans 8:28

**Tuesday:** Job 12:10

**Wednesday:** Isaiah 46:10

**Thursday:** Job 42:2

**Friday:** Jeremiah 32:17

**Saturday:** Proverbs 16:4

1

# CONVERSATION

## God Protected Moses

Exodus 1:22–2:10;  
Numbers 26:59

Pharaoh, the king of Egypt, was worried there were too many Israelite slaves and that one day they would attack Egypt. The king appointed slave masters who made the slaves work hard and treated them badly. Then Pharaoh gave a horrible command. He ordered every Israelite baby boy to be killed.

Around this time, an Israelite woman had a baby boy. She saw how beautiful and precious her baby was, and she wanted him to live. She hid him for about three months, but soon she could no longer hide him. The woman got a basket and waterproofed it with tar and pitch. She put her baby boy in the basket and set it in the tall grass at the edge of the Nile River. Miriam, the baby's older sister, stood at a distance and watched to see what would happen to her baby brother.

Soon, Pharaoh's daughter, the princess, came to the river to bathe, and she saw the basket. One of the servant girls brought it to her. When Pharaoh's daughter opened the basket, she found a baby inside, and he was crying. The princess felt sad for the baby because she knew that the baby boy was an Israelite.

Miriam stepped forward and said, "Would you like me to find a woman to help you take care of the baby?"

"Yes, go," answered Pharaoh's daughter. Miriam brought her mother, Jochebed, to Pharaoh's daughter. Jochebed cared for her own baby according to the command of the princess.

When the child grew older, Jochebed brought him to Pharaoh's daughter, and the boy became her son. The princess named him Moses, "Because," she said, "I drew him out of the water."



**WEEKLY VERSE** Proverbs 19:21



Check out our **BIBLE STUDIES FOR LIFE AT HOME** resource for weekly family discipleship and worship.



KIDS

# BIBLE STUDIES FOR LIFE®

Worship

## UNIT 1 GOD IS

*Session 1: God Protected Moses*

GOD



# Bible STORY

## GOD PROTECTED MOSES

---

*Exodus 1:22–2:10; Numbers 26:59*








## *Bible* **VERSE**

Many plans are in a  
person's heart, but the  
LORD's decree will prevail.

*Proverbs 19:21 (CSB)*





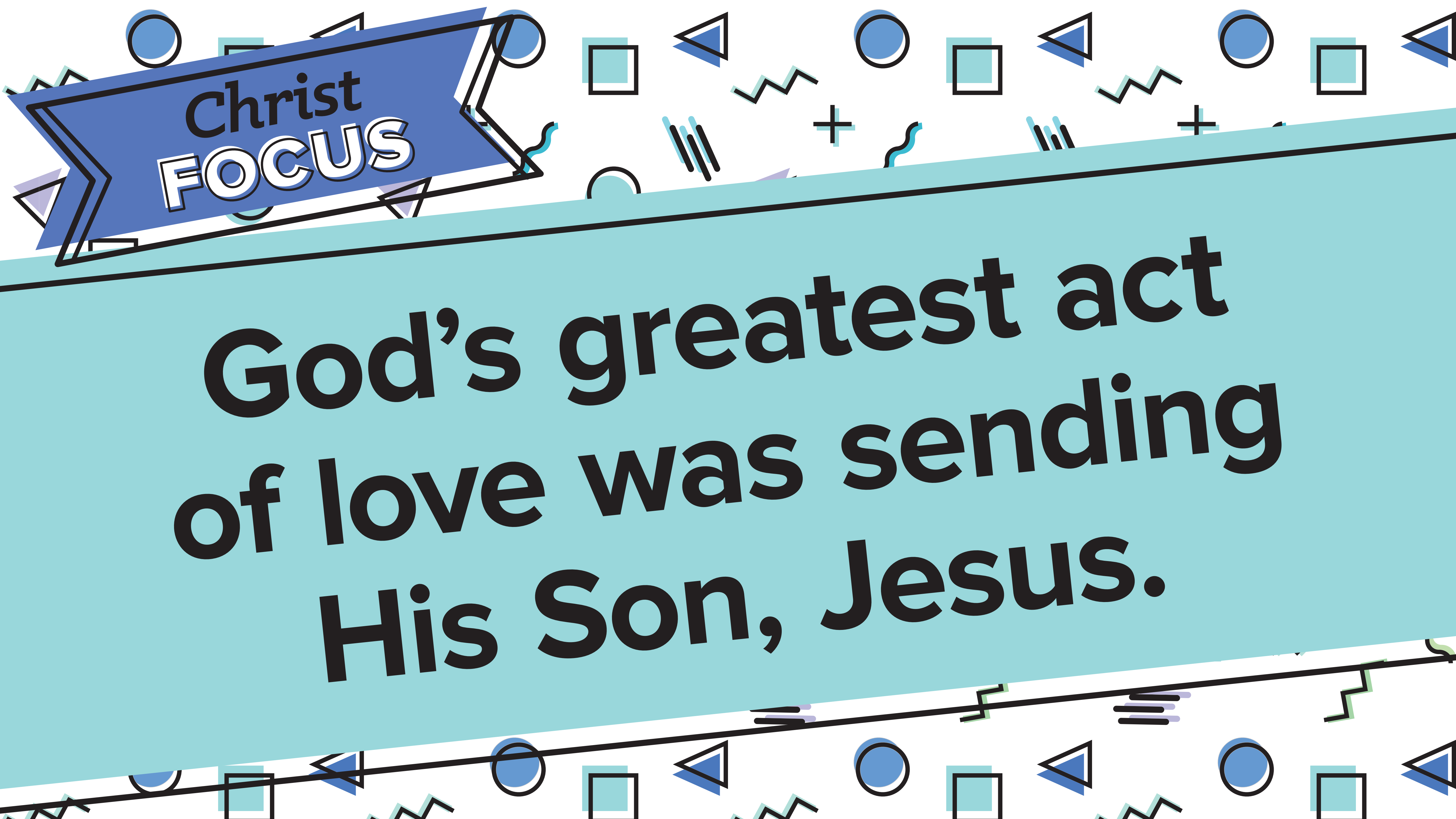


There are many devices  
in a man's heart;  
nevertheless the counsel  
of the LORD, that shall stand.

*Proverbs 19:21 (KJV)*

A close-up photograph of a dark brown wooden surface. A small, dark brown wooden cross is positioned above the word "GOD", which is written in large, white, three-dimensional block letters.



A decorative banner with a blue background and a black border, featuring the text "Christ FOCUS". The banner is surrounded by various geometric shapes including circles, squares, triangles, and zig-zags in blue, teal, and black. The banner is tilted and has a 3D effect.

**Christ  
FOCUS**

**Jesus followed  
God's plans.**



**Aaron Taylor is  
the pastor of  
Living Hope Church  
in Columbus, Ohio.**

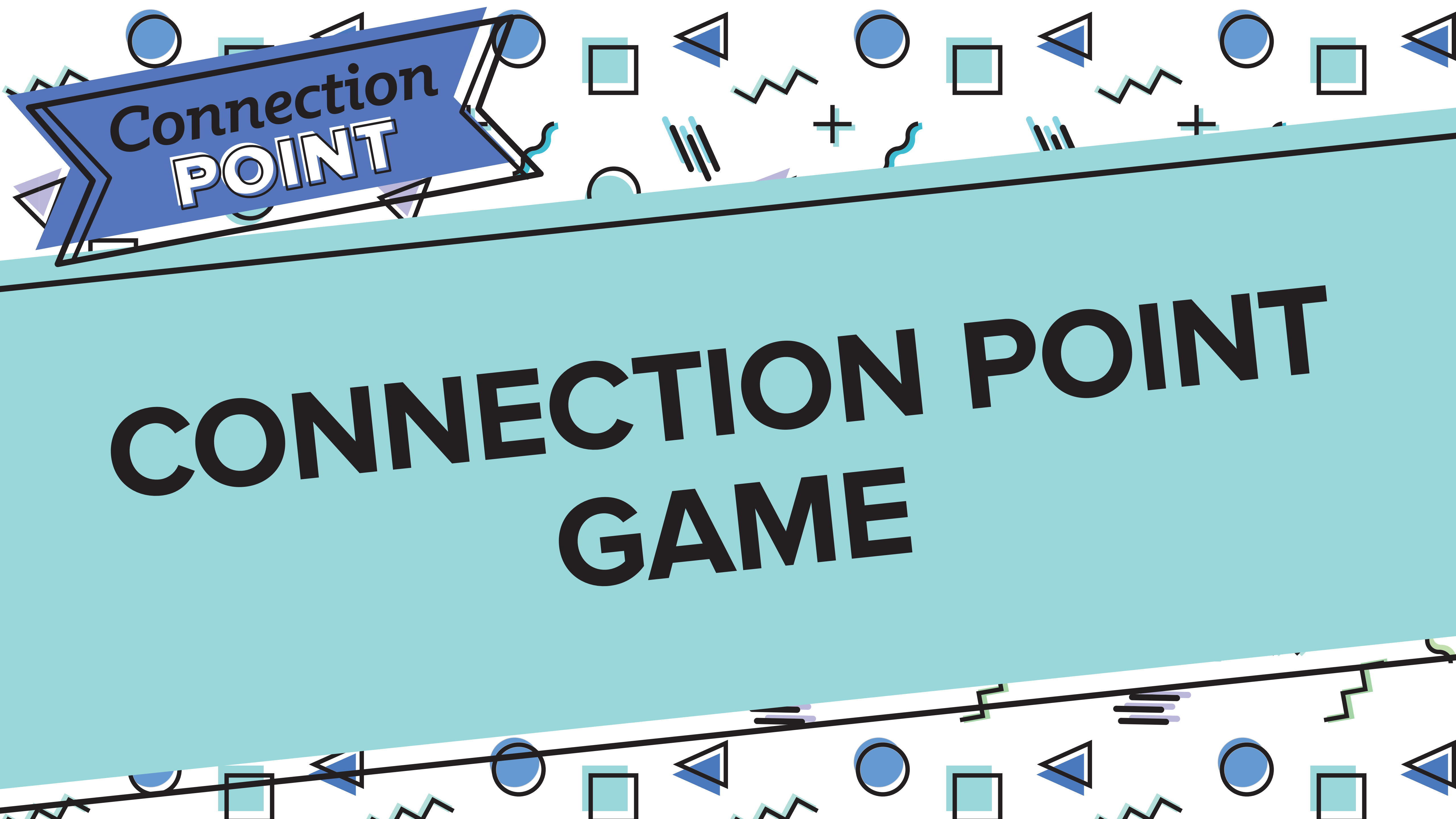




A decorative banner with a blue background and a black border, featuring the text "Connection POINT". The banner is surrounded by various geometric shapes including circles, squares, triangles, and zig-zags in blue, teal, and black. The banner is tilted and has a 3D effect.

**Connection  
POINT**

# **CONNECTION POINT BIBLE VERSE**



# CONNECTION POINT GAME

The image features a vibrant, abstract background with a light blue diagonal band. Above and below this band are white areas filled with various geometric shapes: blue circles, teal squares, blue triangles, black plus signs, and black zigzag lines. In the top left, a blue banner with a black border and a 3D effect contains the text 'Connection POINT'.

**Connection  
POINT**

# **CONNECTION POINT MISSIONS**

A decorative banner with a blue background and a black outline, featuring the text "Life POINT". The banner is surrounded by various geometric shapes including circles, squares, triangles, and zig-zags in blue, teal, and black. The banner is tilted and has a 3D effect.

**Life  
POINT**

**God is all-knowing and  
in control of all things.**

The background of the slide is white and filled with various geometric shapes in blue, teal, and black. These include circles, squares, triangles, and zig-zag lines. A large, light blue diagonal band runs across the center of the slide. In the top left corner, there is a blue banner with a black border and a 3D effect. The text "Real Life" is in a large, bold, black font, and "CONNECTIONS" is in a smaller, bold, black font with a white outline, both on the banner.

**Real Life**  
**CONNECTIONS**

**What is something  
that you know  
about God?**



The background of the entire image is white and filled with various geometric shapes. These include blue circles, teal squares, blue triangles, and black outlines of these shapes. There are also black plus signs, wavy lines, and sets of three parallel lines. A large, light blue diagonal band runs from the top left to the bottom right, serving as a background for the main text. In the top left corner, there is a blue banner with a black border and a 3D effect, containing the text 'Real Life CONNECTIONS'.

# **Real Life CONNECTIONS**

**What is something  
that you would like  
to know about God?**

The background features a light blue diagonal band. Above and below this band are white areas filled with various geometric shapes: blue circles, teal squares, blue triangles, black plus signs, black zig-zags, and black vertical bars. A blue banner with a black border is positioned in the top left corner.

**Real Life**  
**CONNECTIONS**

**What is something  
that God knows  
about you?**

The background of the entire image is decorated with various geometric shapes including circles, squares, triangles, and zig-zags in shades of blue, teal, and black. A blue banner with a black border is positioned in the top left corner.

# **Real Life** **CONNECTIONS**

**Does knowing that God  
is in control of all things  
help you trust Him? Why?**

A decorative banner with a blue background and a black border, tilted at an angle. The word "WORSHIP" is written in bold, black, uppercase letters. The banner is surrounded by various geometric shapes including circles, squares, triangles, and zig-zags in shades of blue, teal, and black.

**WORSHIP**

# **REAL LIFE CONNECTIONS**





*Bible*  
**VERSE**

