



3RD & 4TH GRADE

# BIBLE STUDIES FOR LIFE®

GOD IS  
THE WORD OF GOD  
GOD'S PROMISES

KIDS LEADER GUIDE  
FALL 2025

*God is all-knowing and  
in control of all things.*

## GOD PROTECTED MOSES



### LEADER BIBLE STUDY



#### GOD LEVEL OF BIBLICAL LEARNING

God is all-knowing.

#### SCRIPTURE REFERENCE

Exodus 1:22–2:10;  
Numbers 26:59

#### UNIT VERSE

Our Lord is great,  
vast in power; his  
understanding is infinite.  
Psalm 147:5 (CSB)

#### WEEKLY VERSE

Many plans are in a  
person's heart, but  
the LORD's decree will  
prevail.  
Proverbs 19:21 (CSB)

#### SUGGESTED FOR THE WEEK OF

September 7

#### CONTEXT AND COMMENTARY FOR PERSONAL STUDY AND PREPARATION

*(For age-appropriate language, use the Bible story on the following pages )*

Exodus opens with an ominous verse that immediately provokes dread in any reader who knows what is coming next. “A new king, who did not know about Joseph, came to power in Egypt” (Exodus 1:8). Joseph’s family had come to Egypt by invitation and under the protection of a previous pharaoh. Pharaoh gave them lush, fertile land in which to raise their livestock. (Genesis 47) Jacob’s sons and their families initially flourished in Egypt. But this was not the land God had promised to Abraham’s descendants. (Genesis 12) They were never meant to stay there forever.

Forever is what it must have felt like when the Israelites still lived in Egypt over 400 years later. Because God had blessed them and multiplied them so abundantly, over time their presence in the land became a threat to the new king. Though they were once guests, the Israelites became slaves and were treated inhumanely. (Exodus 1:9-14)

With ever-increasing cruelty, Pharaoh commanded that all Hebrew baby boys must be drowned in the Nile. In an act of courage, one Israelite mother, Jochebed, put her baby in the hands of God by placing him in a papyrus basket and setting him among the reeds by the river. By God’s providence, Pharaoh’s daughter discovered the baby and felt sorry for him.

The baby’s sister was nearby, watching the events unfold. Her combination of quick wit and supernatural boldness allowed her to approach Pharaoh’s daughter with what she posed as an innocent suggestion. Her daring plan allowed her baby brother not only to live, but also to live at home with his mother. How Jochebed’s mourning must have turned to dancing when she realized what the Lord had done for her!

God heard the cries of His people. God remembered the promise He made to bring them into the land that He would give them. At just the right time, God raised up the person He chose to lead the Israelites to freedom. No act of Pharaoh, no act of man, and no act of the darkest spiritual forces could stop God.

What are you trusting God for today? As you pray this week, ask God to remind you He is sovereign over all things. Ask Him for the faith to believe that He is in control and can do anything.



## PRACTICE BIBLE SKILLS

- Mention that the Bible is divided into two major divisions, the Old Testament and the New Testament. There are 66 books, which are divided further into 10 more specific divisions.
- Point to the “Books of the Bible Chart” and say: “In this unit, we will focus on Old Testament stories found in the division of the Law.” Cover the chart.
- Scramble and scatter the Old Testament “Books of the Bible Cards” faceup on the floor or a table, minus the five books of Law.
- Guide kids to gather around the cards.
- Challenge kids to determine the five missing books of Law. The person who names the most missing books wins.
- If time allows, add the books of Law cards and encourage all kids to work together to place the Old Testament cards in order.

- » Printables: “Books of the Bible Chart,” “Books of the Bible Cards”—Display the chart on a focal wall. Print the Old Testament cards. Set aside the 5 books of Law (Genesis–Deuteronomy).
- » Bibles
- » masking tape



## MISSIONS EMPHASIS

- Show the “Send Columbus” video or tell the missions story.
- Call attention to the “US Map” and point to Columbus, Ohio.
- Lead kids to recall things they remember about Columbus from the video.
- Say: “The city of Columbus has the highest population of any city in Ohio. It is 1 of the top 15 cities in population in the United States. But just a little over 12 percent of the population is connected to a church, and there is only 1 church for every 15,555 people.”
- Lead the kids to pray that more churches will be started in Columbus and that more people will attend church to learn more about Jesus.

- » Videos
- » Printables: “Unit 1 Missions: Columbus, Ohio” “US Map”



## INTRODUCTORY ACTIVITY

- Form groups of three or four kids and give each group paper and a pencil.
- Show the “Unit 1 Banner” and invite kids to read it aloud together.
- Explain that in this unit, kids will learn who God is. Mention that the Bible is full of descriptions about God and His attributes or characteristics.
- Guide kids to work with their groups to write as many things as they know about who God is in one minute.
- When time is up, see which group wrote the most attributes. Invite that group to share its list. Ask the other groups to share any attributes or characteristics they wrote that were not mentioned.
- Write the words from the lists on the board. If not shared, write *all-knowing*. If it is already on the board, circle it and state that today’s Bible story is all about God’s power to know and be in control of all things.

- » Pack Item 1: “Unit 1 Banner”
- » paper
- » pencils
- » dry erase board and marker board or poster board—Write *God is ...* at the top of the board. **Note:** Do not erase the list the kids create. It will be used during Study the Bible.
- » timer

**OPTION:** “God Protected Moses” coloring page (Printables)





## STUDY THE BIBLE



### » Pack Items

1: “Unit 1 Banner”

2: “Unit 1 Verse”

### » Teaching Picture 1

### » Music

### » Videos

### » sticky notes (2 per person)

### » small basket

### » marker

### » index cards—Write each Review Question on a separate card and fold them in half. Fold 4 blank cards in half. Mix all the cards and place them in a basket. **Option:** “Unit 1, Session 1 Questions” (Printables)

### » marker board with list from the Introductory Activity

### » construction paper—Cut out medium-size circles (1 per person).

### » scissors

### » pencils

## 1. BIBLE STORY

- Mention that today’s Bible story is from two books in the Law division—Exodus and Numbers.
- Guide kids to turn in their Bibles to Exodus 1.
- Distribute sticky notes and direct kids to place a note in the Exodus passage, then turn to Numbers 26, where they will also place a note.
- Pray, asking God to help the kids see the ways God reveals His all-knowing character in the story.
- Open your Bible to Exodus 1 and Numbers 26 and tell the Bible story.

### *God Protected Moses*

Pharaoh, the king of Egypt, was worried there were too many Israelite slaves and that one day they would attack Egypt. The king appointed slave masters, who made the slaves work hard and treated them badly. Then Pharaoh gave a horrible command. He ordered every Israelite baby boy to be killed.

Around this time, an Israelite woman had a baby boy. She saw how beautiful and precious her baby was, and she wanted him to live. She hid him for about three months, but soon she could no longer hide him. The woman got a basket and waterproofed it with tar and pitch. She put her baby boy in the basket and set it in the tall grass at the edge of the Nile River. Miriam, the baby’s older sister, stood at a distance and watched to see what would happen to her baby brother.

Soon, Pharaoh’s daughter, the princess, came to the river to bathe, and she saw the basket. One of the servant girls brought it to her. When Pharaoh’s daughter opened the basket, she found a baby inside, and he was crying. The princess felt sad for the baby because she knew that the baby boy was an Israelite.

Miriam stepped forward and said, “Would you like me to find a woman to help you take care of the baby?” “Yes, go,” answered Pharaoh’s daughter. Miriam brought her mother, Jochebed, to Pharaoh’s daughter. Jochebed cared for her own baby according to the command of the princess.

When the child grew older, Jochebed brought him to Pharaoh’s daughter, and the boy became her son. The princess named him Moses, “Because,” she said, “I drew him out of the water.”

EXODUS 1:22–2:10; NUMBERS 26:59



## STUDY THE BIBLE

### 2. REVIEW

- Show the Teaching Picture and lead kids to name ways God showed He is all-knowing and in charge of all things in the Bible story.
- Say: “Moses’ mother did not know what would happen to her baby when she placed Moses in a basket and hid him along a riverbank, but God had a plan!”
- Form two teams.
- Hold up the basket and state that there are cards with questions and blank cards in the basket.
- Invite someone from each team to choose a “Unit 1, Session 1 Questions” card from the basket.
- Explain that teams that choose a Review Question can answer the question. If they are correct, they will get one point.
- If a blank card is chosen, the team must skip its turn.
- The team with the most points wins.
- Show the “Scripture Sketches” video.

### 3. LIFE ACTION

- Circle or write *Rescuer* on the board if it was not written during the Introductory Activity.
- State that later in this unit, the kids will learn that God protected and saved Moses for a special purpose—to rescue His people. Much later, God would send His Son, Jesus, for a greater rescue—to save people from their sins.
- Play “In nite (Psalm 147:5)” and invite kids to sing along to worship God for who He is!
- Show “The Adventures of Dab and Derek” video.

### 4. UNIT VERSE

- Challenge kids with a riddle: “What has no beginning and no end, is as small as a dime or as large as the sun?”
- Hold up a construction paper circle and say: “A circle! The line of a circle just keeps going and going. It is in nite. It has no end.”
- Show the “Unit 1 Verse” and invite kids to read it aloud.
- Give everyone a construction paper circle and pencil.
- Instruct kids to write the verse on their circles as a reminder that, like a circle, God’s love, power, and knowledge is in nite. It never ends.

### REVIEW

#### QUESTIONS

- » Why did Pharaoh want to kill the Israelite boy babies? (*Pharaoh thought there were too many Israelite slaves He was afraid they would attack Egypt*)
- » What did Jochebed do with her baby boy? (*She hid him and put him in a basket in the tall grass at the edge of the Nile River*)
- » Who stood at a distance to watch what happened to the baby? (*his sister, Miriam*)
- » Who found the basket with the baby? (*Pharaoh’s daughter, the princess*)
- » Who was able to take care of the baby? (*Jochebed, the baby’s mother*)
- » What did Pharaoh’s daughter name the baby? (*Moses*)

**OPTION:** Teach the Weekly Bible Verse: Proverbs 19:21.



## LIVE IT OUT

### CHOICE 1

- » Kids Activity Pages
- » pencils
- » assortment of items from your home or room, such a mug, marker, stapler, book, hat, stuffed animal, eraser, note pad, or water bottle—Place all the items on a table at front of the room.

### CHOICE 2

- » Pack Item
- 3: “Base Paper Template”—Make copies (1 per person) on heavyweight paper.
- » Kids Activity Pages
- » pencils
- » heavyweight paper
- » construction paper—Cut 1 ½-inch vertical strips (several strips per person).
- » scissors
- » clear tape

### CHOICE 1

#### *What’s Missing?*

- Invite kids to stand.
- Give everyone time to look closely at the items on the table.
- Instruct kids to turn with their backs to the table.
- Explain that you will choose a volunteer by tapping her on the shoulder. She will come to the table, remove one item, and hide it behind her back.
- When you say: “Turn around,” kids will face the table and guess what item is missing.
- Continue with new volunteers until only a few items are left on the table.
- Congratulate the kids on their guesses and acknowledge that we don’t always get things correct, but God does.
- Remind kids that God is not like us. He is all-knowing. That means He sees all and is in control of everything.
- Guide kids to complete “Know It When You See It” on their Kids Activity Pages and allow volunteers to share answers.

### CHOICE 2

#### *Basket Weave*

- Remind kids that Moses was placed in a woven papyrus basket.
- Give everyone a “Base Paper Template” and strips of construction paper.
- Invite kids to weave paper by giving the following instructions:
  - Horizontally fold the template in half, making sure the lines can be seen.
  - Cut along the lines. Be sure to tell kids to follow the lines and to not cut to the edge of the paper.
  - Unfold the base paper.
  - Take a strip of paper and begin weaving it over and under the base, starting at the bottom.
  - Above that strip, weave in the next strip, alternating to an under and over weave.
  - Continue adding strips and alternating weaves until you reach the top.
  - Fold the ends of the strips and tape them to the back.
- Remind kids that Moses’ mother was unsure what would happen to her son after she hid him in a basket on the riverbank, but God knew the plans He had for Moses. God’s plans cannot be stopped.
- Guide kids to complete “Know It When You See It” on their Kids Activity Pages and allow volunteers to share answers.



## LIVE IT OUT

### □ CHOICE 3

#### *Describe It*

- Guide kids to form two teams.
- Without revealing what is on them, hold up the prepared index cards and explain that there are different things written on each card.
- Invite teams to take turns guessing what is on the cards.
- Choose someone from the first team to pick a card but not show it.
- Explain that the person with the card can say three words that describe what it is. For example, if the card says *elephant*, she might say: “Large, trunk, and animal.”
- Teams can only make one guess, so they should be sure everyone on the team agrees with the answer.
- Choose a team to start.
- Continue playing until every card has been chosen. The team with the most correct guesses wins.
- Remind kids they will discover who God is in this unit. Through the story of Moses, God revealed He is all-knowing.
- Encourage kids to complete “God Is Great!” on their Kids Activity Pages and allow volunteers to share answers.

### □ WRAP UP

- Give everyone an index card and pencil.
- Instruct kids to write one thing they listed about who God is from the board. Encourage kids to remember to praise God for this attribute throughout the week.
- Remind kids to take home their One Conversation pages and review them with their families.

### CHOICE 3

- » Kids Activity Pages
- » pencils
- » marker
- » index cards—Write each word on a separate card:  
*cow, apple, whale, mountain, umbrella, rabbit, grass, gloves, ice cream, car, sun, spider*

### WRAP UP

- » index cards
- » pencils

## God Protected Moses

## UNIT VERSE

Our Lord is great, vast in power;  
his understanding is infinite.

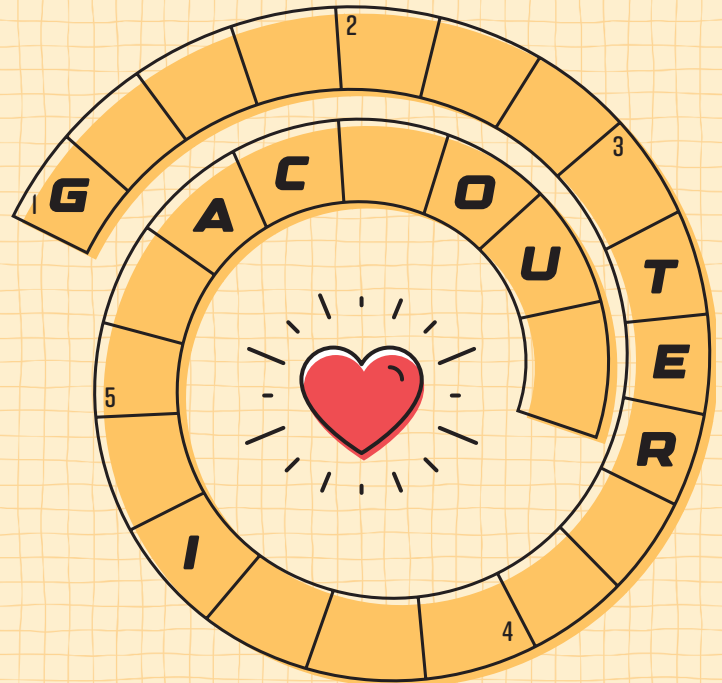
Psalms 147:5 (CSB)

## GOD IS GREAT!

Think about all the things that make God great. Then use the clues to fill in words about God's character in the boxes of the spiral. Note that the last letter of each word is the first letter of the next word.


- 1 >> BETTER THAN THE BEST
- 2 >> THE OPPOSITE OF FALSE
- 3 >> FOREVER, ALWAYS THERE
- 4 >> NEVER MEAN
- 5 >> KIND GENEROSITY

GOD IS ...



## Know It When You See It

God protected Moses as he was in a basket on the riverbank. Find and circle the five differences you see between the pictures below.



Moses' mother did not know what would happen to her son when she placed him in a basket and hid him along a riverbank, but God did! He sees and knows all things. God had a plan for Moses.



# BIBLE STUDIES FOR LIFE®

1

## CONVERSATION

### LIFE POINT

God is all-knowing and in control of all things.



### THE BIBLE MEETS LIFE

God protected Moses in amazing ways. God had a plan for Moses' life. God has a plan for our lives, too.



### LIVE IT OUT

Review the Bible story with your child and then read Proverbs 19:21. On a calendar, plan and record your family's week or month. Pray about your family's plan, but ask God to guide your family members to follow His plan and not their own.



### LEVEL OF BIBLICAL LEARNING

God is all-knowing.



### DAILY BIBLE READING

**Sunday:** Proverbs 19:21

**Monday:** Romans 8:28

**Tuesday:** Job 12:10

**Wednesday:** Isaiah 46:10

**Thursday:** Job 42:2

**Friday:** Jeremiah 32:17

**Saturday:** Proverbs 16:4

## God Protected Moses

**Exodus 1:22–2:10;**  
**Numbers 26:59**

Pharaoh, the king of Egypt, was worried there were too many Israelite slaves and that one day they would attack Egypt. The king appointed slave masters who made the slaves work hard and treated them badly. Then Pharaoh gave a horrible command. He ordered every Israelite baby boy to be killed.

Around this time, an Israelite woman had a baby boy. She saw how beautiful and precious her baby was, and she wanted him to live. She hid him for about three months, but soon she could no longer hide him. The woman got a basket and waterproofed it with tar and pitch. She put her baby boy in the basket and set it in the tall grass at the edge of the Nile River. Miriam, the baby's older sister, stood at a distance and watched to see what would happen to her baby brother.

Soon, Pharaoh's daughter, the princess, came to the river to bathe, and she saw the basket. One of the servant girls brought it to her. When Pharaoh's daughter opened the basket, she found a baby inside, and he was crying. The princess felt sad for the baby because she knew that the baby boy was an Israelite.

Miriam stepped forward and said, "Would you like me to find a woman to help you take care of the baby?"

"Yes, go," answered Pharaoh's daughter. Miriam brought her mother, Jochebed, to Pharaoh's daughter. Jochebed cared for her own baby according to the command of the princess.

When the child grew older, Jochebed brought him to Pharaoh's daughter, and the boy became her son. The princess named him Moses, "Because," she said, "I drew him out of the water."



**WEEKLY VERSE** Proverbs 19:21



Check out our **BIBLE STUDIES FOR LIFE AT HOME** resource for weekly family discipleship and worship.





## GOD PROTECTED MOSES

Exodus 1:22–2:10; Numbers 26:59 • TEACHING PICTURE 1

3rd & 4th Grade | © 2025 Lifeway Christian Resources



**LIFE POINT**

God is all-knowing and in control of all things.

**UNIT VERSE**

Psalms 147:5

**WEEKLY VERSE**

Proverbs 19:21

## God Protected Moses

Pharaoh, the king of Egypt, was worried there were too many Israelite slaves and that one day they would attack Egypt. The king appointed slave masters who made the slaves work hard and treated them badly. Then Pharaoh gave a horrible command. He ordered every Israelite baby boy to be killed.

Around this time, an Israelite woman had a baby boy. She saw how beautiful and precious her baby was, and she wanted him to live. She hid him for about three months, but soon she could no longer hide him. The woman got a basket and waterproofed it with tar and pitch. She put her baby boy in the basket and set it in the tall grass at the edge of the Nile River. Miriam, the baby's older sister, stood at a distance and watched to see what would happen to her baby brother.

Soon, Pharaoh's daughter, the princess, came to the river to bathe, and she saw the basket. One of the servant girls brought it to her. When Pharaoh's daughter opened the basket, she found a baby inside, and he was crying. The princess felt sad for the baby because she knew that the baby boy was an Israelite.

Miriam stepped forward and said, "Would you like me to find a woman to help you take care of the baby?"

"Yes, go," answered Pharaoh's daughter. Miriam brought her mother, Jochebed, to Pharaoh's daughter. Jochebed cared for her own baby according to the command of the princess.

When the child grew older, Jochebed brought him to Pharaoh's daughter, and the boy became her son. The princess named him Moses, "Because," she said, "I drew him out of the water."

Based on Exodus 1:22–2:10; Numbers 26:59

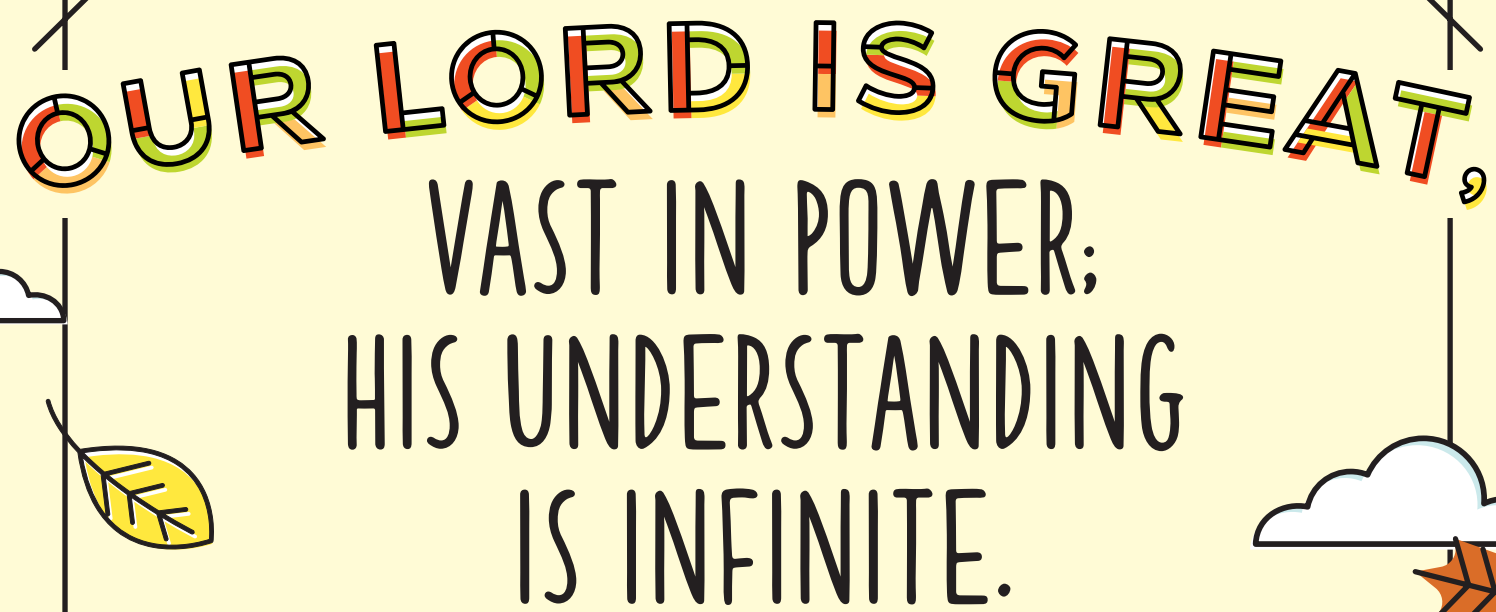
### REVIEW QUESTIONS

- » Why did Pharaoh want to kill the Israelite boy babies? (*Pharaoh thought there were too many Israelite slaves. He was afraid they would attack Egypt.*)
- » What did Jochebed do with her baby boy? (*She hid him and put him in a basket in the tall grass at the edge of the Nile River.*)
- » Who stood at a distance to watch what happened to the baby? (*his sister, Miriam*)
- » Who found the basket with the baby? (*Pharaoh's daughter, the princess*)
- » Who was able to take care of the baby? (*Jochebed, the baby's mother*)
- » What did Pharaoh's daughter name the baby? (*Moses*)



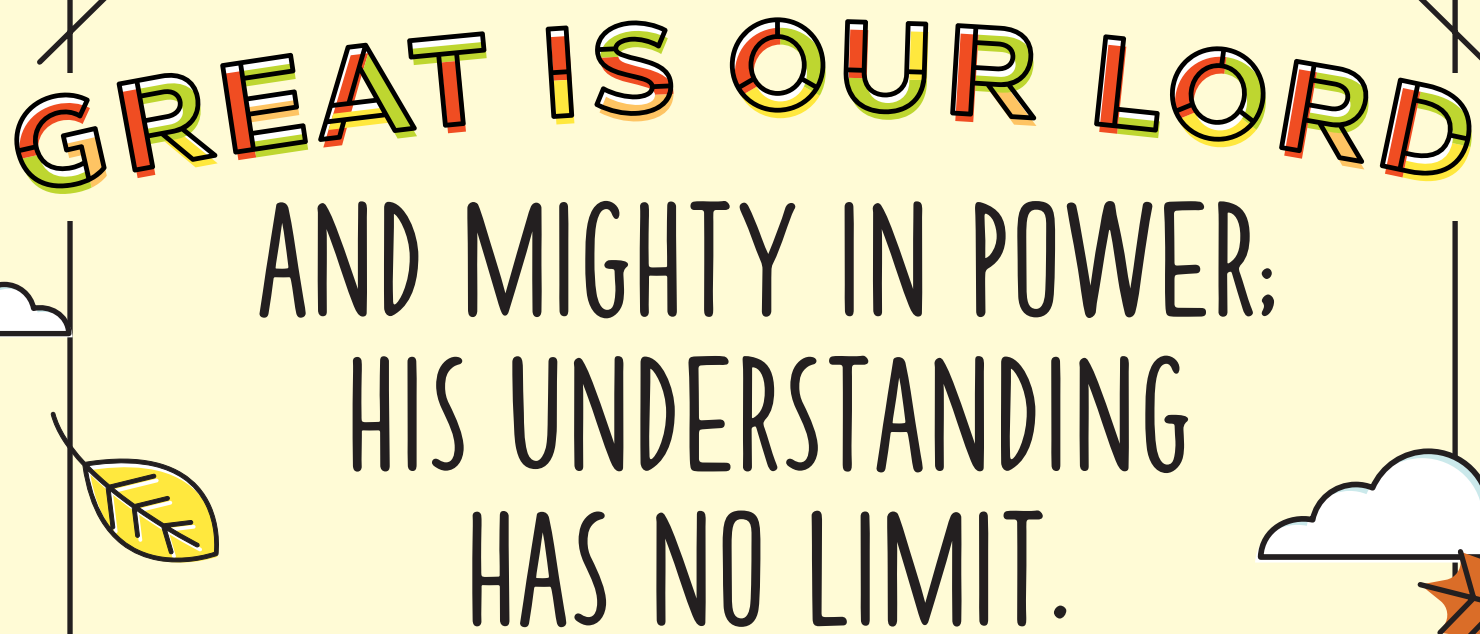






OUR LORD IS GREAT,  
VAST IN POWER;  
HIS UNDERSTANDING  
IS INFINITE.

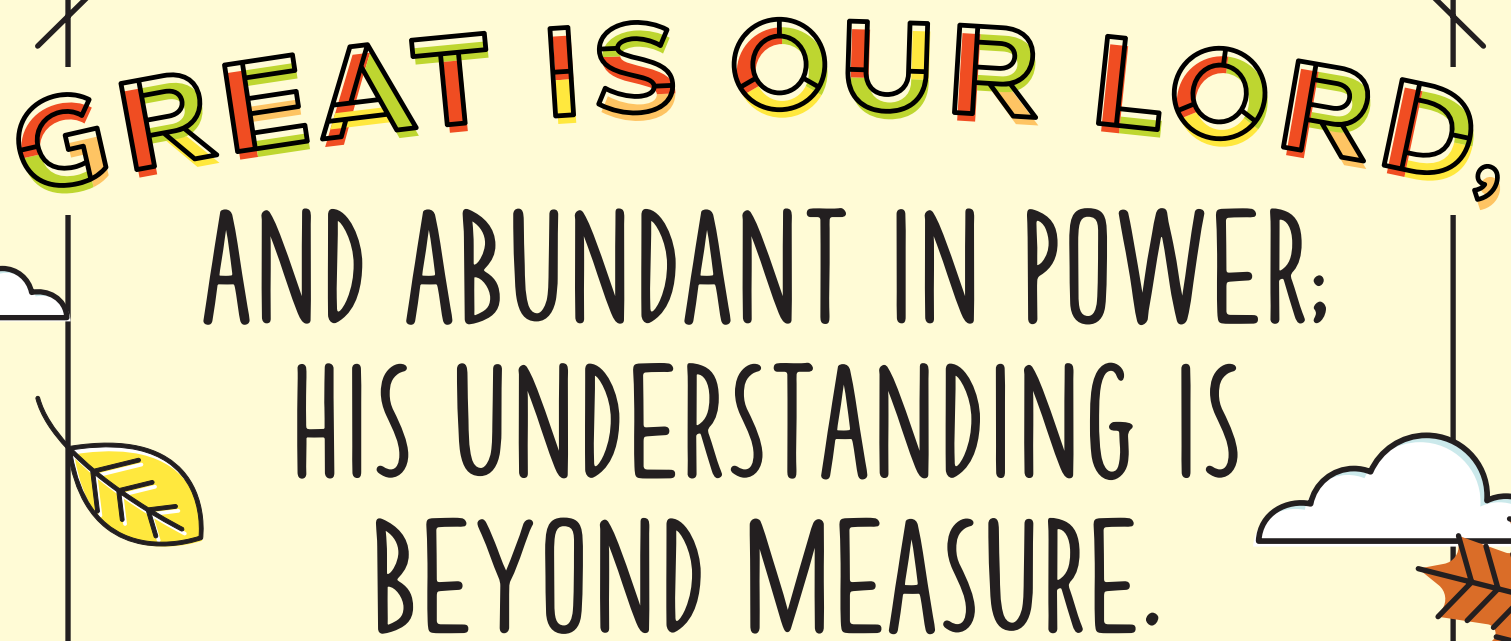
PSALM 147:5 (CSB)



GREAT IS OUR LORD  
AND MIGHTY IN POWER;  
HIS UNDERSTANDING  
HAS NO LIMIT.

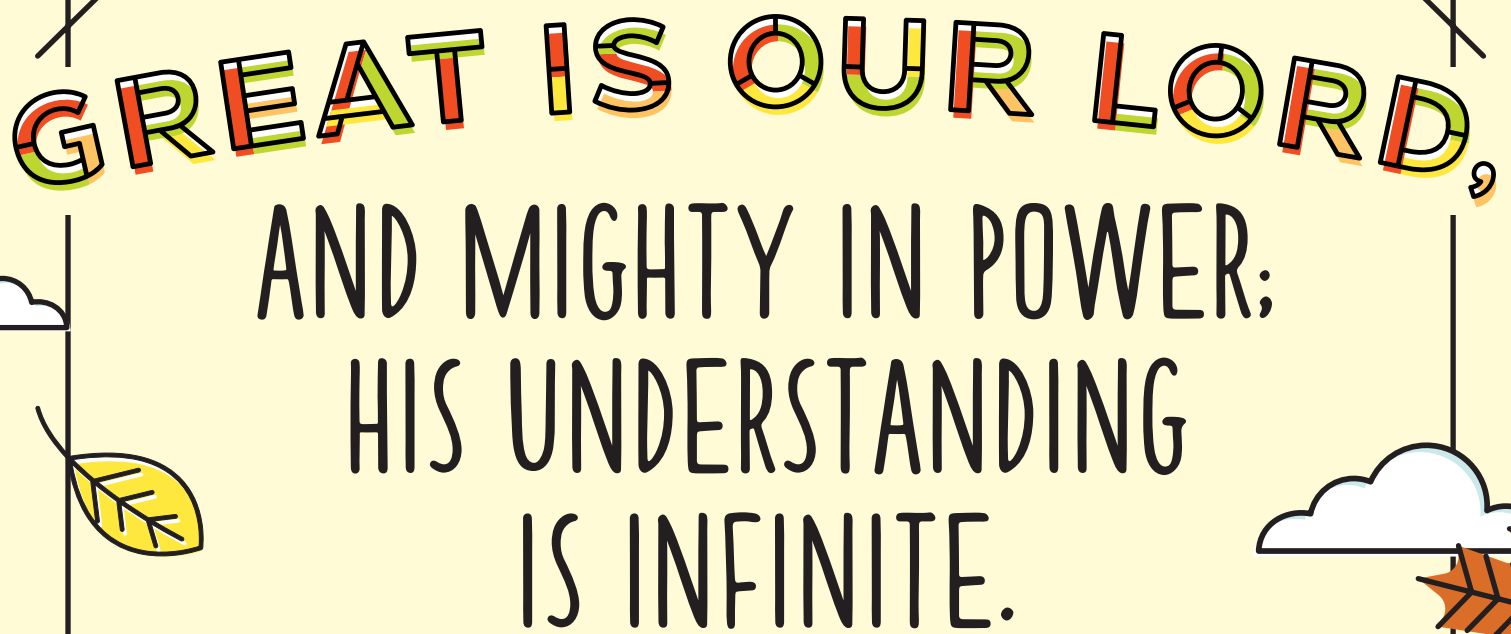
PSALM 147:5 (NIV)





GREAT IS OUR LORD,  
AND ABUNDANT IN POWER;  
HIS UNDERSTANDING IS  
BEYOND MEASURE.

PSALM 147:5 (ESV)



GREAT IS OUR LORD,  
AND MIGHTY IN POWER;  
HIS UNDERSTANDING  
IS INFINITE.

PSALM 147:5 (NKJV)



--	--	--	--



*Genesis*




*Exodus*



*Leviticus*



*Numbers*



*Deuteronomy*



*Joshua*



*Judges*



*Ruth*



*1 Samuel*



*2 Samuel*



*1 Kings*



*2 Kings*





*1 Chronicles*



*2 Chronicles*



*Ezra*



*Nehemiah*



*Esther*



*Job*





*Psalms*



*Proverbs*



*Ecclesiastes*



*Song of Songs*



*Isaiah*



*Jeremiah*



*Lamentations*



*Ezekiel*



*Daniel*



*Hosea*



*Joel*



*Amos*



*Obadiah*



*Jonah*



*Micah*



*Nahum*



*Habakkuk*



*Zephaniah*



*Haggai*



*Zechariah*



*Malachi*





*Matthe*



*Mark*



*Luke*



*John*



*Acts*



*Romans*



*1 Corinthians*



*2 Corinthians*



*Galatians*



*Ephesians*



*Philippians*



*Colossians*



*1 Thessalonians*



*2 Thessalonians*



*1 Timothy*



*2 Timothy*



*Titus*



*Philemon*



*Hebrews*



*James*



*1 Peter*



*2 Peter*



*1 John*



*2 John*



*3 John*



*Jude*



*Revelation*

# BOOKS of the BIBLE

## OLD TESTAMENT

### LAW

Genesis

Exodus

Leviticus

Numbers

Deuteronomy

### HISTORY

Joshua

Judges

Ruth

1 Samuel

2 Samuel

1 Kings

### POETRY

Job

Psalms

Proverbs

2 Kings

1 Chronicles

2 Chronicles

Ezra

Nehemiah

Esther

Ecclesiastes

Song of Songs

### MAJOR PROPHETS

Isaiah

Ezekiel

Jeremiah

Daniel

Lamentations

### MINOR PROPHETS

Hosea

Nahum

Joel

Habakkuk

Amos

Zephaniah

Obadiah

Haggai

Jonah

Zechariah

Micah

Malachi

## NEW TESTAMENT

### GOSPELS

Matthe

Mark

Luke

John

### HISTORY

Acts

### PAUL'S LETTERS

Romans

1 Corinthians

2 Corinthians

Galatians

Ephesians

Philippians

Colossians

1 Thessalonians

2 Thessalonians

1 Timothy

2 Timothy

Titus

Philemon

### GENERAL LETTERS

Hebrews

James

1 Peter

2 Peter

1 John

2 John

3 John

Jude

### PROPHECY

Revelation







## **GOD PROTECTED MOSES**

Exodus 1:22–2:10; Numbers 26:59

© 2025 Lifeway




*Who stood at a distance  
to watch what happened  
to the baby?*



*What did Jochebed do  
with her baby boy?*



*Why did Pharaoh want to  
kill the Israelite boy babies?*



*Who found the basket  
with the baby?*



*Who was able to  
take care of the baby?*



*What did Pharaoh's  
daughter name the baby?*

**UNIT 1, SESSION 1 QUESTIONS**

*Bible Studies for Life Kids Grades 1–6 Enhanced CD (Printables), Fall 2025*

© 2025 Lifeway OK to copy

**INSTRUCTIONS:** Print and use with 3rd and 4th Grades during  
Unit 1, Session 1.

## Columbus, Ohio



## Send Columbus

Columbus, Ohio, describes itself as all-American, typical, ordinary, average and so normal that they are special. If you ask any researcher or big business what America thinks or wants, you come to Columbus, Ohio.

Columbus is closer to the average US demographic (part of the population who share characteristics such as age, gender, ethnicity, or income) than any other major city in the nation. No matter how you look at Columbus—by race, income, and even spirituality—Columbus is all-American. That’s why it is not surprising that people everywhere know who Columbus is.

With the Ohio State University, Columbus has one of the largest on campus community in the world. And with immigrant communities like the 80,000 Nepalis and 40,000 Somalians living there, their influence reaches way past the city limits. There are over 2 million people in the city, but only 1 out of every 10 is a believer.

Even though it seems like there are so few believers around that the gospel is pretty much invisible in Columbus, but don’t believe it. In the city called the most American city in the nation, people are hearing the gospel for the first time and more new churches are being started than ever before. But more churches need to be started. That’s where we come in. We can pray for those who start churches and send money or supplies to help them. By working together, there is no limit to what God can do in Columbus.





## UNIT 1 MISSIONS: US MAP

Bible Studies for Life Kids Grades 1–6 Enhanced CD (Printables), Fall 2025

© 2025 Lifeway OK to copy

**INSTRUCTIONS:** Print and use during Unit 1, Sessions 1, 2, and 4.





**UNIT 1 MISSIONS: AARON TAYLOR PHOTOS**

*Bible Studies for Life Kids Grades 1–6 Enhanced CD (Printables), Fall 2025*

© 2025 Lifeway OK to copy

**INSTRUCTIONS:** Print and use during Unit 1, Sessions 2 and 4.







**UNIT 1 MISSIONS: SURH FAMILY PHOTO**

*Bible Studies for Life Kids Grades 1–6 Enhanced CD (Printables), Fall 2025*

© 2025 Lifeway OK to copy

**INSTRUCTIONS:** Print and use during Unit 1, Sessions 3 and 4.