

1ST & 2ND GRADE

BIBLE STUDIES FOR LIFE®

GOD IS
THE WORD OF GOD
GOD'S PROMISES

KIDS LEADER GUIDE
FALL 2025



God is all-knowing
and in control of
all things.

GOD PROTECTED MOSES



LEADER BIBLE STUDY



GOD LEVEL OF BIBLICAL LEARNING

God knows all things.

SCRIPTURE REFERENCE

Exodus 1:22–2:10;
Numbers 26:59

UNIT VERSE

Our Lord is great,
vast in power; his
understanding is infinite.
Psalm 147:5 (CSB)

WEEKLY VERSE

Many plans are in a
person's heart, but
the Lord's decree
will prevail.
Proverbs 19:21 (CSB)

SUGGESTED FOR THE WEEK OF

September 7

CONTEXT AND COMMENTARY FOR PERSONAL STUDY AND PREPARATION

(For age-appropriate language, use the Bible story on the following pages.)

Exodus opens with an ominous verse that immediately provokes dread in any reader who knows what is coming next. "A new king, who did not know about Joseph, came to power in Egypt." (Exodus 1:8) Joseph's family had come to Egypt by invitation and under the protection of a previous pharaoh. Pharaoh gave them lush, fertile land in which to raise their livestock. (Genesis 47) Jacob's sons and their families initially flourished in Egypt. But this was not the land God had promised to Abraham's descendants. (Genesis 12) They were never meant to stay there forever.

Forever is what it must have felt like when the Israelites still lived in Egypt over 400 years later. Because God had blessed them and multiplied them so abundantly, over time their presence in the land became a threat to the new king. Though they were once guests, the Israelites became slaves and were treated inhumanely. (Exodus 1:9-14)

With ever-increasing cruelty, Pharaoh commanded that all Hebrew baby boys must be drowned in the Nile. In an act of courage, one Israelite mother, Jochebed, put her baby in the hands of God by placing him in a papyrus basket and setting him among the reeds by the river. By God's providence, Pharaoh's daughter discovered the baby and felt sorry for him.

The baby's sister was nearby watching the events unfold. Her combination of quick wit and supernatural boldness allowed her to approach Pharaoh's daughter with what she posed as an innocent suggestion. Her daring plan allowed her baby brother not only to live but also to live at home with his mother. How Jochebed's mourning must have turned to dancing when she realized what the Lord had done for her!

God heard the cries of His people. God remembered the promise He made to bring them into the land that He would give them. At just the right time, God raised up the person He chose to lead the Israelites to freedom. No act of Pharaoh, no act of man, and no act of the darkest spiritual forces could stop God.

What are you trusting God for today? As you pray this week, ask God to remind you that He is sovereign over all things. Ask Him for the faith to believe that He is in control and can do anything.



PRACTICE BIBLE SKILLS

- Point out that each card shows a picture from a story in the Bible. Explain that you will call out a Bible story title in the order the stories appear in the Bible and kids will work together to line up the cards that illustrate the story in the same order.
- Call out the Bible stories, leading kids to place the picture cards in the correct order: *God Created the World, Noah and the Ark, The Israelites Crossed the Red Sea, The Ten Commandments, David and Goliath, Esther, Daniel and the Lions' Den, Jonah*
- If time allows, invite child volunteers to tell what they know about a few of the Bible stories.
- **Option:** Challenge older groups by guiding them to use the Bible references below the pictures to place the cards in the correct order.

- » Pack Item:
4: "Key Passage Cards"
- » Scissors
- » Cut apart the cards and place them faceup on a flat surface in random order.



MISSIONS EMPHASIS

- Show the "Partner with Send Columbus" video or tell the missions story.
- Call attention to the "US Map" and point to Columbus, Ohio.
- Lead kids to recall things they remember about Columbus from the video.
- Say: "The city of Columbus has the highest population of any city in Ohio. It is 1 of the top 15 cities in population in the United States. But just a little over 12 percent of the population is connected to a church, and there is only 1 church for every 15,555 people."
- Lead the kids to pray that more churches will be started in Columbus and that more people will attend church to learn more about Jesus.

- » Videos
- » Printables:
"Unit 1 Missions: Columbus, Ohio"
"US Map"



INTRODUCTORY ACTIVITY

- Play music and invite boys and girls to move around the perimeter of the room. Surprise kids by randomly pausing the music and prompting them to walk quickly to one of the four corners.
- When everyone has selected a corner, call out a number between one and four. Direct boys and girls standing at the corner designated with the number you called to sit outside the game area.
- Play several rounds until only one child is left standing.
- Ask: "Did you know when the music would stop?" (*No*) "Did you know which number would be called out?" (*No*)
- Acknowledge that kids did not know everything that would happen in the game. However, God knows everything, and He is in control of all things.

- » Music, paper, marker, tape
- » Write each of the numbers 1–4 on a separate sheet of paper. Display each paper in a separate corner of the room.
- » **Option:** "God Protected Moses" coloring page (Printables)



STUDY THE BIBLE



» Pack Items:

- 1: “Unit 1 Banner”
- 2: “Psalm 147:5”

» Teaching Picture 1

» Music, Videos,
scissors, tape

» Cut apart the
rectangle titles for
each session from the
“Unit 1 Banner.” Place
the “Unit 1 Banner”
and the “Psalm 147:5”
poster on the focal
wall. Display the
posters throughout
Unit 1.

» **Option:** Print the “Life
Point Posters” for
Unit 1 (Printables) to
display throughout the
unit.

1. INTRODUCE THE UNIT

- Direct kids’ attention to the “Unit 1 Banner.” Invite boys and girls to complete the statement “God Is ...” with things they know to be true about God, such as God is loving, powerful, forgiving, and so forth.
- Explain that God has given people His Word so they may know Him. Announce that in this unit the group will explore God’s Word to learn truths about who He is.

2. TELL THE BIBLE STORY

- Select a child to tape the title that reads “all-knowing and in control of all things” in one of the blank spaces on the “Unit 1 Banner.”
- Articulate that the Bible teaches that God is all-knowing and in control of all things. Lead kids to open their Bibles to locate one of the Bible stories where this truth is taught. (See the “Key Passage Cards” used in “Practice Bible Skills” for some examples.)
- Guide the boys and girls to find Exodus among the Old Testament books in the Table of Contents. Instruct kids to turn to the page number listed for Exodus and put a finger on the large 1, which indicates the chapter number.
- Explain that you are going to tell the story from Exodus 1:22–2:10; Numbers 26:59 in your own words. **Option:** Show the “Scripture Sketches” video.

Bible Story: God Protected Moses

The king of Egypt, called Pharaoh, appointed slave masters over the Israelites. They made the Israelites work hard and treated them badly. The pharaoh was troubled because the Israelites in Egypt were becoming more numerous and powerful than the Egyptian people. He worried that the Israelites would join Egypt’s enemies and attack Egypt. (Exodus 1:8-10) Therefore, Pharaoh made a plan to destroy the Israelites. He ordered every Israelite baby boy to be killed.

An Israelite couple named Amram and his wife Jochebed had a beautiful baby boy. To protect the baby from Pharaoh’s command, Jochebed hid him for three months. When she could not hide him any longer, she covered a basket with tar to waterproof it. Then she placed her child in the basket and set it among the plants growing along the Nile River. The boy’s sister, Miriam, stood nearby to see what would happen to him.

When Pharaoh’s daughter came to the river to bathe, she noticed the basket and said to her servant, “Bring that basket to me.” Pharaoh’s daughter looked inside and saw the baby crying. She felt



STUDY THE BIBLE

sorry for him because she understood that this boy was from an Israelite family.

Miriam, who was still watching, hurried to Pharaoh's daughter. "Should I find someone to help you care for this boy?" she asked. Pharaoh's daughter told her to go and find help.

The baby's sister went to Jochebed, her mother, who was also the baby's mother. Pharaoh's daughter offered to pay Jochebed to care for the baby boy. Jochebed took care of the baby until he was old enough to live with Pharaoh's daughter. Pharaoh's daughter named the baby *Moses* because the name means "drawn out of the water."

—BASED ON EXODUS 1:22–2:10; NUMBERS 26:59

3. EXPLORE THE LIFE POINT

- Show the teaching picture. Guide kids to retell the Bible story using the picture to help them.
- Ask: "Do you think that Pharaoh had much control over people? Why?" (*Allow kids to respond*) "What was Pharaoh's plan for Moses and all the Israelite baby boys?" (*He ordered the baby boys to be killed*)
- Teach that God had a different plan for Moses that could not be stopped, even by a powerful pharaoh, because God is all-knowing and in control of all things.
- Lead kids to identify how God's plan for Moses was different. (*God protected Moses and saved him for a special purpose*)

SHOW "THE ADVENTURES OF DAB AND DEREK" VIDEO.

4. PRACTICE THE UNIT VERSE

- Say "Psalm 147:5" aloud in short phrases, pausing after each phrase so kids can repeat after you.
- Explain that the verse teaches that there is no one like God. His power and His understanding are unlimited.
- Play "In nite." Invite kids to listen to the words and move their arms like an airplane to the chorus as they consider that God is all-knowing and all-powerful.

5. PRAY

- Ask kids if anyone knows exactly how many hairs are on his head. Acknowledge none of us know the exact number, but the Bible teaches that God knows.
- Emphasize that God knows everything about each child and is in control of everything that happens.
- Lead the group in prayer, asking God to help the kids trust Him because He is a good God who knows and controls all things.

REVIEW QUESTIONS

- » What was Pharaoh's plan to destroy the Israelites? (*He ordered every Israelite baby boy to be killed*)
- » What did Jochebed place her baby boy inside? (*a basket covered in tar*)
- » Who found the basket with the baby boy among the plants growing along the river? (*Pharaoh's daughter*)
- » Who did Pharaoh's daughter send to find someone to help care for the baby? (*the baby's sister*)
- » Who did Miriam bring back to help care for the baby? (*the baby's mother*)
- » What name did Pharaoh's daughter give to the baby in the basket? (*Moses*)
- » What does the name *Moses* mean? (*"drawn out of the water"*)
- » Who protected Moses because He is all-knowing and in control of all things? (*God*)



LIVE IT OUT

CHOICE 1

- » Kids Activity Pages
- » Plastic table covering, large bowl, water, small plastic cups, paper towels
- » Cover the work area with a plastic table covering. Fill a large bowl with water so that a cup can be fully submerged.
- » **Teaching Tip:** Practice the experiment at home beforehand.

CHOICE 1

Dry in the Water

- Press a loosely crumpled paper towel inside a cup so that it does not fall out when the cup is flipped upside down
- Flip the cup upside down and submerge it (with the paper towel still inside) straight down into the water. Be careful not to angle it as you push down. Pull the cup back out with the same straight motion. Remove the paper towel and show kids how it remained dry.
- Ask: “How did baby Moses’ mother protect him from getting wet inside the basket?” (*She covered it with tar*) “Who else protected Moses in the story?” Allow kids to name ideas, such as his sister kept watch, Pharaoh’s daughter paid someone to care for him, and so forth.
- Discuss how God ultimately protected Moses because He controlled and knew everything that would happen. Emphasize that God is all-knowing and in control of all things, including everything that happens in each child’s life.
- Distribute the Kids Activity Pages. While boys and girls complete the activities, invite each child to have a turn at the experiment. Remind kids to press the cup straight down because submerging it at an angle even slightly will allow water to seep in.

CHOICE 2

- » Kids Activity Pages
- » Pack Item:
 - 4: “Key Passage Cards” (*Israelites crossing the Red Sea and the Ten Commandments cards*)
- » **Optional:** Paper, crayons

CHOICE 2

Imagine and Imitate

- Give each child a Kids Activity Page and instruct him to complete it.
- Remind kids that God knew everything that would happen to Moses. God protected Moses because He had a plan for Moses that could not be stopped.
- Hold up the key passage card that illustrates the Israelites crossing the Red Sea. Teach that when Moses grew up, God called him to lead God’s people out of Egypt. Show the card that illustrates the Ten Commandments. Explain that God also gave Moses the Ten Commandments, the law that would tell His people how to live.
- Emphasize to kids that God also has a plan for each of them that cannot be stopped. Invite kids to imagine things God might have planned for them when they grow up.
- Allow each child volunteer to act out what she wants to be when she grows up while the group guesses. Before each turn, ask kids to discreetly tell you the job so that you can provide clues as needed.
- Close by emphasizing that it is fun to imagine what God might have planned, but we do not know everything that will happen. What we can be sure of is that God is all-knowing and in control of all things.
- **Option:** Invite kids to use paper and crayons to illustrate what they would like to do when they grow up.



LIVE IT OUT

CHOICE 3

Take a Chance Review

- Provide Kids Activity Pages and direct boys and girls to complete them. Read the statements at the bottom of the “Count on It” activity aloud. Prompt kids to name things only God knows, such as how many stars are in the sky or what will happen tomorrow. Remind the group that God is all-knowing and in control of all things.
- Form two teams to play a review game. Explain that each team will have the chance to answer questions about the Bible story. Every time a team gets an answer correct, that team may choose to receive one point or give up the point and select a card from the deck.
- Highlight that some of the cards will allow teams to receive multiple points or provide an advantage; however, some cards may cause teams to lose points or turns.
- Alternate asking each team a question from Session 1 of the “Unit 1 Questions.” Extend the game by including questions you create on your own. Respond to each correct answer by allowing the team providing the answer to earn a point or select a card from the deck.
- Conclude by tallying the points and announcing one team as winner.

WRAP IT UP

Close It Out

- Distribute One Conversation™ pages.
- Express that sometimes things happen that we do not understand. But no matter what happens, we can trust God because God is all-knowing and in control of all things.
- Sing “No One Like You.”
- Lead kids to say the Life Point aloud with you: “God is all-knowing and in control of all things.”

This Week:

- Send a letter to the kids in your group letting them know you are excited to lead them. If the group is new to you, introduce yourself in the letter.

CHOICE 3

- » Kids Activity Pages
- » Pack Items:
 - 3: “Unit 1 Questions ”
 - 5: “Take a Chance”
- » Separate the “Unit 1 Questions ” for Session 1 and the “Take a Chance” cards. Place the “Take a Chance” cards facedown in a pile.

WRAP IT UP

- » Music

God Protected Moses

UNIT VERSE

Our Lord is great, vast in power; his understanding is infinite.

Psalms 147:5 (CSB)



WHAT IS
the Scoop?

Write the first letter of each picture on the blanks inside the ice cream scoop. Which of these three words completes the sentence below? Write your answer in the white box. Read the sentence aloud.



God knows _____ things.

COUNT ON IT

Look at each picture. If you can count the items, write that number in the box. If you cannot count the items, circle the picture.




LEAVES



PUMPKINS



CORN



ACORNS



STARS

IMAGE COPYRIGHT: SHUTTERSTOCK.COM

There are some things we cannot count, like the number of stars in the sky or the leaves on a tree. But God knows the answer to each of these questions. God knows all things!

BIBLE STUDIES FOR LIFE®

1

CONVERSATION

LIFE POINT

God is all-knowing and in control of all things.



THE BIBLE MEETS LIFE

God protected Moses in amazing ways. God had a plan for Moses' life. God has a plan for our lives, too.



LIVE IT OUT

Review the Bible story with your child and then read Proverbs 19:21. On a calendar, plan and record your family's week or month. Pray about your family's plan, but ask God to guide your family members to follow His plan and not their own.



LEVEL OF BIBLICAL LEARNING

God knows all things.



DAILY BIBLE READING

Sunday: Proverbs 19:21

Monday: Romans 8:28

Tuesday: Job 12:10

Wednesday: Isaiah 46:10

Thursday: Job 42:2

Friday: Jeremiah 32:17

Saturday: Proverbs 16:4

God Protected Moses

Exodus 1:22–2:10;
Numbers 26:59

The king of Egypt, called Pharaoh, appointed slave masters over the Israelites. They made the Israelites work hard and treated them badly.

The pharaoh was troubled because the Israelites in Egypt were becoming more numerous and powerful than the Egyptian people. He worried that the Israelites would join Egypt's enemies and attack Egypt. (Exodus 1:8-10) Therefore, Pharaoh made a plan to destroy the Israelites. He ordered every Israelite baby boy to be killed.

An Israelite couple named Amram and his wife Jochebed had a beautiful baby boy. To protect the baby from Pharaoh's command, Jochebed hid him for three months. When she could not hide him any longer, she covered a basket with tar to waterproof it. Then she placed her child in the basket and set it among the plants growing along the Nile River. The boy's sister, Miriam, stood nearby to see what would happen to him.

When Pharaoh's daughter came to the river to bathe, she noticed the basket and said to her servant, "Bring that basket to me." Pharaoh's daughter looked inside and saw the baby crying. She felt sorry for him because she understood that this boy was from an Israelite family.

Miriam, who was still watching, hurried to Pharaoh's daughter. "Should I find someone to help you care for this boy?" she asked. Pharaoh's daughter told her to go and find help.

The baby's sister went to Jochebed, her mother, who was also the baby's mother. Pharaoh's daughter offered to pay Jochebed to care for the baby boy. Jochebed took care of the baby until he was old enough to live with Pharaoh's daughter. Pharaoh's daughter named the baby *Moses* because the name means "drawn out of the water."



WEEKLY VERSE Proverbs 19:21



Check out our **BIBLE STUDIES FOR LIFE AT HOME** resource for weekly family discipleship and worship.



GOD PROTECTED MOSES

Exodus 1:22–2:10; Numbers 26:59 • TEACHING PICTURE 1

1st & 2nd Grade | © 2025 Lifeway Christian Resources.

LIFE POINT

God is all-knowing and in control of all things.

UNIT VERSE

Psalm 147:5

WEEKLY VERSE

Proverbs 19:21

God Protected Moses

The king of Egypt, called Pharaoh, appointed slave masters over the Israelites. They made the Israelites work hard and treated them badly. The pharaoh was troubled because the Israelites in Egypt were becoming more numerous and powerful than the Egyptian people. He worried that the Israelites would join Egypt's enemies and attack Egypt. (Exodus 1:8-10) Therefore, Pharaoh made a plan to destroy the Israelites. He ordered every Israelite baby boy to be killed.

An Israelite couple named Amram and his wife Jochebed had a beautiful baby boy. To protect the baby from Pharaoh's command, Jochebed hid him for three months. When she could not hide him any longer, she covered a basket with tar to waterproof it. Then she placed her child in the basket and set it among the plants growing along the Nile River. The boy's sister, Miriam, stood nearby to see what would happen to him.

When Pharaoh's daughter came to the river to bathe, she noticed the basket and said to her servant, "Bring that basket to me." Pharaoh's daughter looked inside and saw the baby crying. She felt sorry for him because she understood that this boy was from an Israelite family.

Miriam, who was still watching, hurried to Pharaoh's daughter. "Should I find someone to help you care for this boy?" she asked. Pharaoh's daughter told her to go and find help.

The baby's sister went to Jochebed, her mother, who was also the baby's mother. Pharaoh's daughter offered to pay Jochebed to care for the baby boy. Jochebed took care of the baby until he was old enough to live with Pharaoh's daughter. Pharaoh's daughter named the baby *Moses* because the name means "drawn out of the water."

Exodus 1:22–2:10; Numbers 26:59

REVIEW QUESTIONS

- » What was Pharaoh's plan to destroy the Israelites? (*He ordered every Israelite baby boy to be killed.*)
- » What did Jochebed place her baby boy inside? (*a basket covered in tar*)
- » Who found the basket with the baby boy among the plants growing along the river? (*Pharaoh's daughter*)
- » Who did Pharaoh's daughter send to find someone to help care for the baby? (*the baby's sister*)
- » Who did Miriam bring back to help care for the baby? (*the baby's mother*)
- » What name did Pharaoh's daughter give to the baby in the basket? (*Moses*)
- » What does the name *Moses* mean? (*"drawn out of the water"*)
- » Who protected Moses because He is all-knowing and in control of all things? (*God*)

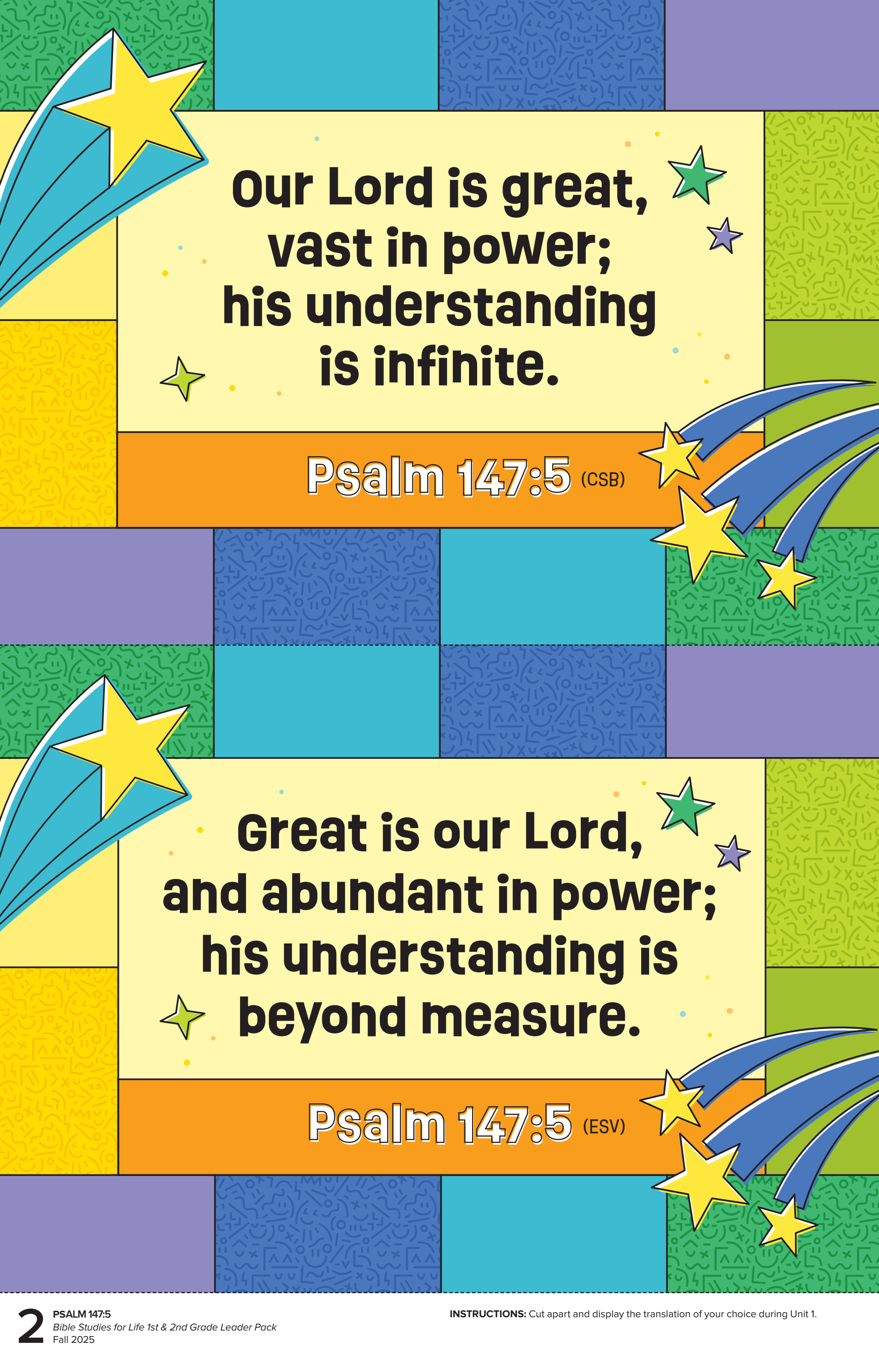
God is

ALL-KNOWING
AND
IN CONTROL
OF ALL THINGS

POWERFUL

loving
and
kind

holy

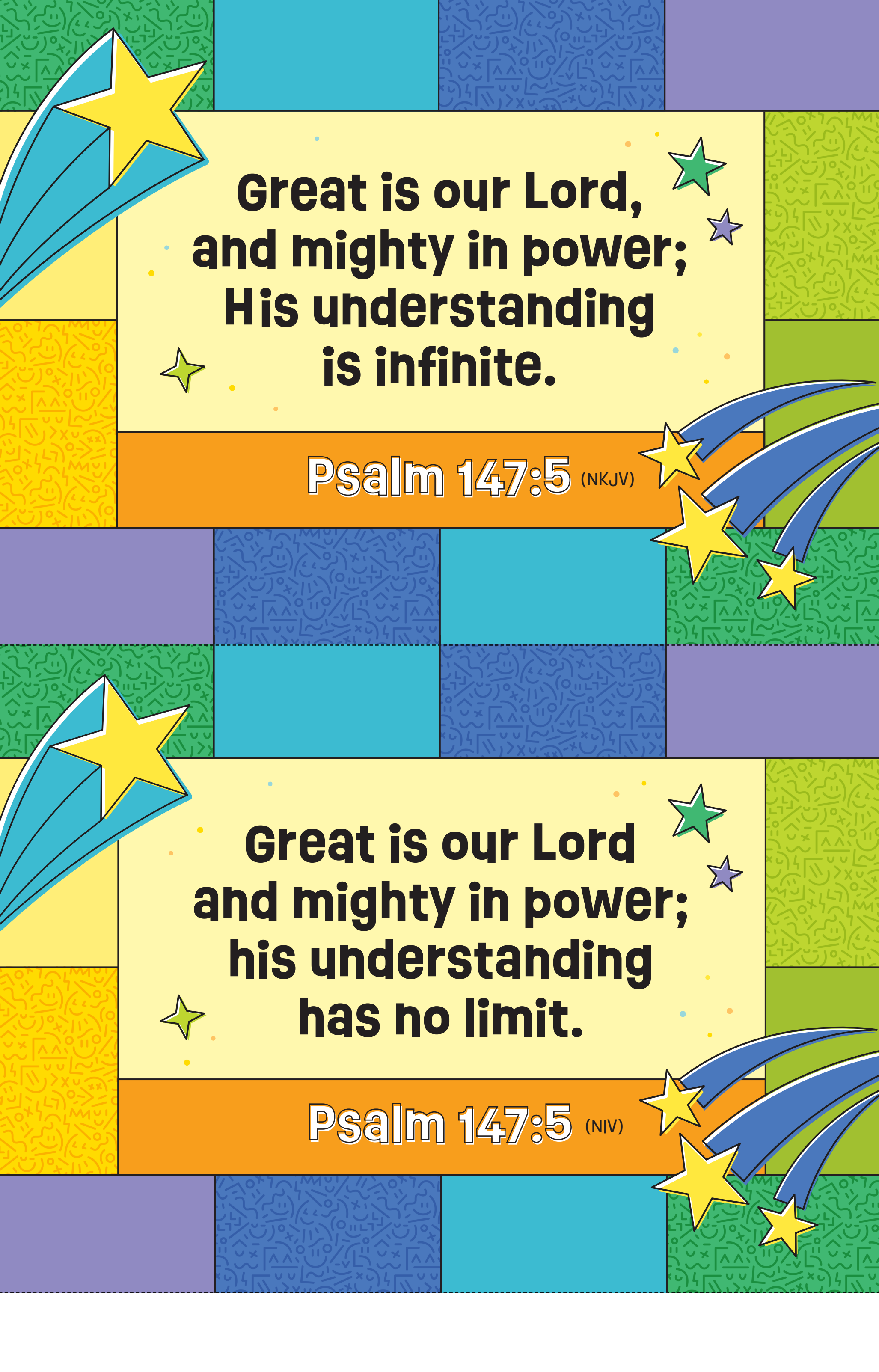


**Our Lord is great,
vast in power;
his understanding
is infinite.**

Psalm 147:5 (CSB)

**Great is our Lord,
and abundant in power;
his understanding is
beyond measure.**

Psalm 147:5 (ESV)



**Great is our Lord,
and mighty in power;
His understanding
is infinite.**

Psalm 147:5 (NKJV)

**Great is our Lord
and mighty in power;
his understanding
has no limit.**

Psalm 147:5 (NIV)

SESSION 1

What was Pharaoh's plan to destroy the Israelites?

SESSION 1

What does the name Moses mean?

SESSION 2

How did God guide the Israelites as they traveled?

SESSION 3

How did God provide meat for the Israelites?

SESSION 4

What did the people say when asked if they would obey God?

SESSION 1

What did Jochebed place her baby boy inside?

SESSION 1

Who protected Moses because He is all-knowing and in control of all things?

SESSION 2

What happened to the Red Sea when Moses obeyed God and stretched out his hand?

SESSION 3

What happened when the people gathered more manna than they needed?

SESSION 4

True or False: The people could hear when God spoke to Moses.

SESSION 1

Who found the basket with the baby boy among the plants growing along the river?

SESSION 2

What did Moses see when he was shepherding his flock?

SESSION 2

What happened as Pharaoh and the Egyptians crossed the Red Sea?

SESSION 3

What did God tell Moses to gather as a reminder that He provides for His people?

SESSION 4

What happened when God appeared to Moses?

SESSION 1

Who did Pharaoh's daughter send to find someone to help care for the baby?

SESSION 2

Who spoke to Moses from the burning bush?

SESSION 3

What did God's people complain about in the desert?

SESSION 3

How long did God provide manna for the people?

SESSION 4

What did God use to write the Ten Commandments?

SESSION 1

Who did Miriam bring back to help care for the baby?

SESSION 2

What did God command Moses to do?

SESSION 3

What happened when Moses obeyed God and threw a tree into the bitter water?

SESSION 4

Where did God speak to Moses?

SESSION 4

How does God want people to honor Him?

SESSION 1

What name did Pharaoh's daughter give to the baby in the basket?

SESSION 2

Who did God send to help Moses?

SESSION 3

What did God's people name the bread that fell from heaven every morning?

SESSION 4

What did God promise if His people obeyed Him?

SESSION 4

What are some ways God wants people to respect others?

INSTRUCTIONS: Separate the cards. Use during Unit 1 to review Bible stories, to apply Bible learning, and to review Bible verses.




Genesis 1:1–2:3



Genesis 6:5–9:17



Exodus 14



Exodus 19:3-6; 20:1-17



1 Samuel 17:1-49



Esther 2–5



Daniel 6



Jonah 1–3



ADD

5 POINTS



LOSE

3 POINTS



ADD

3 POINTS



LOSE

1 POINT



ADD

2 POINTS

OTHER TEAM

↓ LOSES ↓

1 POINT

↑ EARNS ↑

1 POINT

MAKE 1
question
MULTIPLE
CHOICE



CHANGE SCORES
with the
OTHER TEAM

DRAW

AGAIN



LOSE

A TURN



TAKE AN
extra
TURN





GOD PROTECTED MOSES

Exodus 1:22–2:10; Numbers 26:59

© 2025 Lifeway



**God is all-knowing
and in control of all
things.**

Columbus, Ohio



Send Columbus

Columbus, Ohio, describes itself as all-American, typical, ordinary, average and so normal that they are special. If you ask any researcher or big business what America thinks or wants, you come to Columbus, Ohio.

Columbus is closer to the average US demographic (part of the population who share characteristics such as age, gender, ethnicity, or income) than any other major city in the nation. No matter how you look at Columbus—by race, income, and even spirituality—Columbus is all-American. That's why it is not surprising that people everywhere know who Columbus is.

With the Ohio State University, Columbus has one of the largest on campus community in the world. And with immigrant communities like the 80,000 Nepalis and 40,000 Somalians living there, their influence reaches way past the city limits. There are over 2 million people in the city, but only 1 out of every 10 is a believer.

Even though it seems like there are so few believers around that the gospel is pretty much invisible in Columbus, but don't believe it. In the city called the most American city in the nation, people are hearing the gospel for the first time and more new churches are being started than ever before. But more churches need to be started. That's where we come in. We can pray for those who start churches and send money or supplies to help them. By working together, there is no limit to what God can do in Columbus.





UNIT 1 MISSIONS: US MAP

Bible Studies for Life Kids Grades 1–6 Enhanced CD (Printables), Fall 2025

© 2025 Lifeway OK to copy

INSTRUCTIONS: Print and use during Unit 1, Sessions 1, 2, and 4.



UNIT 1 MISSIONS: AARON TAYLOR PHOTOS

Bible Studies for Life Kids Grades 1–6 Enhanced CD (Printables), Fall 2025

© 2025 Lifeway OK to copy

INSTRUCTIONS: Print and use during Unit 1, Sessions 2 and 4.





UNIT 1 MISSIONS: SURH FAMILY PHOTO

Bible Studies for Life Kids Grades 1–6 Enhanced CD (Printables), Fall 2025

© 2025 Lifeway OK to copy

INSTRUCTIONS: Print and use during Unit 1, Sessions 3 and 4.