

BABIES

BIBLE STUDIES FOR LIFE®

A POWERFUL AND LOVING GOD
THE WORD OF GOD
GOD'S PROMISES

PRESCHOOL LEADER PACK
FALL 2025



0 81407 52472 6

ITEM 005075257

God can do anything.



LEVEL OF BIBLICAL LEARNING

God is good.

SCRIPTURE REFERENCE

Exodus 1:22–2:10; Numbers 26:59

BIBLE VERSE

God can do all things. Job 42:2

SUGGESTED FOR THE WEEK OF September 7

- ◆ Display “Door Poster Unit 1” (Item 17) outside the room door. Display “Signs” (Item 32) as needed.



BIBLE STORY

- » A mother put her baby boy in a basket. She placed the basket in the reeds near the river bank to keep him safe. His sister watched him while he was in the basket.
- » Pharaoh’s daughter saw the baby. Miriam got her mother to care for the baby until he was older. He was taken to live with Pharaoh’s daughter who named him Moses.

BIBLE WORDS 1

baby, basket, family



BIBLE PLAY & LEARN

EXPLORE BASKETS

Gather: Pack Items 10, 31: “Bible Words 1 & 2,” “Bible People” (Baby Moses); scissors, baskets in a variety of sizes and shapes, small blankets, baby dolls, large craft stick, tape

Do: Separate today’s Bible Words. Place the Bible Words in the baskets. Cut out the baby Moses figure and tape to the craft stick. Put all the items on the floor.

- Encourage the babies to explore the baskets. Talk about the different shapes and sizes of the baskets.
- Read aloud the Bible Words as the baby discovers them.
- Comment that Moses’ family wanted to keep him safe.
- Encourage the babies to take turns wrapping dolls with blankets and placing them in the baskets.
- Show the baby Moses figure as you tell the Bible story.
- Hold a baby in your lap as he feels the basket and pats a baby doll.

PLAY WITH WATER

Gather: Pack Item 2: “Teaching Pictures 1 & 2”; scissors, ziplock bag, shallow pan, water, towels, painting smock

Do: Cut apart the teaching pictures. Place Teaching Picture 1 in a ziplock bag. Seal the bag. Place a small amount of water in the shallow pan. Place the pan on a towel on the floor or on a low table.

- Place a smock on the baby. Lay the teaching picture in the water.
- Encourage the baby to touch the picture in the water as it floats.
- Tell the Bible story.
- Invite the babies to feel the water and splash it with their hands.
- Dry hands with the towel.

LOOK AT BOOKS

Gather: Pack Items 9, 19: “Bible Verses,” “Book: Moses”; Bible, books about Jesus, books with pictures of babies, diaper bag

Do: Separate today’s Bible Verse. Place the verse strip in the Bible. Place the Bible and books in the diaper bag.

- Invite a baby to pull the books from the diaper bag.
- Say that families keep things to care for babies in a diaper bag.
- Mention that when Moses was a baby his family cared for him.
- Hold a baby in your lap. Tell the Bible story and read aloud the books.
- Open the Bible and state the verse.
- Say: “God can do anything.”
- Point to the pictures of Moses and Jesus in the books.
- State: “God planned for Moses and Jesus to help people.”

MOVE THE BABY

Gather: Pack Items 10, 20: “Bible Words 1 & 2,” “Moses Story Pictures”; scissors, tape, magnetic tape, metal cookie sheet or metal drip pan

Note: Save the stone tablets to use in Session 4.

Do: Cut out the water, reeds, and baby pictures. Tape the water and reeds pictures to the pan. Adhere magnetic tape to the back of the baby picture. Cut apart today’s Bible Words and tape to the pan. Prop the metal pan against the wall for babies who are sitting. Hold a baby and pan in your lap for younger babies.

- Invite the babies to move the baby Moses along the water.
- Tell the Bible story.
- Say: “God can do anything.”



God can do all things.

Job 42:2

God, You are great, and no one is like You.

2 Samuel 7:22

God will supply your needs.

Philippians 4:19

We will do what God says.

Exodus 19:8

**The Word of God,
the Bible, lasts forever.**

1 Peter 1:25

Call to Me, and I will answer.

Jeremiah 33:3

The Bible teaches about Jesus.

2 Timothy 3:15

**Jesus said,
“The Scriptures tell about Me.”**

Luke 4:21

God put the rainbow in the clouds.

Genesis 9:13

**We have good news!
God keeps His promises.**

Acts 13:32

I am with you everywhere you go.

Genesis 28:15

God will help me.


Isaiah 50:7

Love God and always do what He says.

Deuteronomy 30:20



baby



Moses



basket



Israelites



family



burning bush



A POWERFUL AND LOVING

GOD

God, You are great, and no one is like You.

2 Samuel 7:22



MOSES

Rebecca Ann
Wicker






God tells us what He wants us to know and do.


God protected Moses.



God chose Moses to help the people.



adding cutlines after art approval



Jeremiah



Abraham



Sarah



Noah



Jacob



Jesus



Deborah




David



Goliath



Daniel



Adult Moses



Baby Moses

Adding cut lines after art approval

Instructions: Cut out each figure. Tape to large craft sticks. Use as directed in the leader guide.



Change



Shhhh!

Sleeping babies