

—★ HOME EDITION ★—

GOSPEL PROJECT[®]

FOR KIDS

THE GOSPEL PROJECT: HOME EDITION
TEACHER GUIDE
SEMESTER 1

LIFEWAY PRESS[®]
NASHVILLE, TN

—★ HOME EDITION —★
GOSPEL
PROJECT
 FOR KIDS®

© Copyright 2018 LifeWay Press®

No part of this work may be reproduced or transmitted in any form or by any means, electronic or mechanical, including photocopying and recording, or by any information storage or retrieval system, except as may be expressly permitted in writing by the publisher.

Requests for permission should be addressed in writing to
 LifeWay Press®
 One LifeWay Plaza
 Nashville, TN 37234-0172

ISBN 9781462740932
 Item 005793045

Dewey Decimal Classification
 Number: 268.432
 Subject Heading: Discipleship—Curricula\God\Bible—Study
 Dewey Decimal Classification
 Number: 248.82
 Subject Heading: CHRISTIAN LIFE \ JESUS CHRIST—TEACHINGS

Printed in the United States of America
 LifeWay Kids
 LifeWay Resources
 One LifeWay Plaza
 Nashville, Tennessee 37234-0172

Special thanks to Content Editor and Writer Rebecca Ingram Powell and The Gospel Project team.

We believe the Bible has God for its author; salvation for its end; and truth, without any mixture of error, for its matter and that all Scripture is totally true and trustworthy. To review LifeWay's doctrinal guideline, please visit lifeway.com/doctrinal-guideline.

All Scripture quotations are taken from the Christian Standard Bible © Copyright 2017 by Holman Bible Publishers. Used by permission.

★
**TABLE OF
 CONTENTS**
 ★

| | |
|--------------------------------------|-----|
| HOW TO USE | 3 |
| LET THERE BE LIGHT | 6 |
| SIN ENTERED THE WORLD. | 22 |
| NOAH AND THE ARK | 38 |
| GOD'S PROMISE REVEALED | 54 |
| A COVENANT WITH ABRAHAM | 70 |
| THE BLESSING REAFFIRMED. | 86 |
| THE STOLEN BLESSING | 102 |
| JACOB'S NEW NAME | 118 |
| JOSEPH: JACOB'S BELOVED SON. | 134 |
| JOSEPH'S DREAMS COME TRUE | 150 |
| JOSEPH FORGIVES | 166 |
| A NEW LEADER | 182 |
| LET MY PEOPLE GO! | 198 |
| THE PLAGUES | 214 |
| THE PASSOVER | 230 |
| THE WILDERNESS TEST | 246 |
| WORSHIPING A HOLY GOD | 262 |
| GOD'S PEOPLE ARE SET APART | 278 |

Meet the Writer

Rebecca Ingram Powell is a pastor's wife, a veteran homeschooling mom of three now adult children, the author of several books, and a former monthly columnist for *ParentLife* magazine. A national speaker for many years, she taught parenting workshops at numerous homeschool conferences as well as spending a decade with the Pure in Heart conference for moms and daughters. Rebecca fell in love with the gospel story as a child, when her dad led morning devotions around the kitchen table. As a teenager, watching her parents live an authentic Christian life further instilled the hope of eventually living the same truth as consistently as they did. When her children were born, a fierce desire to spend every minute with them, teaching them God's truths and how they applied to every facet of life, was fulfilled in homeschooling. Today she spends life after homeschooling with Rich, her husband of over 30 years, as together they serve Hillview Baptist Church and their community of Goodlettsville, just north of Nashville, Tennessee.

HOW TO USE

We welcome you to this exciting new journey of taking *The Gospel Project* home! *The Gospel Project: Home Edition* is designed as a 5-day per week curriculum for homeschool families or families who want to go deeper into how every story points to Jesus. This is the first of six semesters that will take you through the whole story of the Bible. Each semester is 18 weeks with activities planned 5 days per week.

PRODUCTS

What You Need for Semester 1 (Each product is also available in a Digital Edition.) All of these items can be purchased on gospelproject.com/homeedition.

- *The Gospel Project: Home Edition Teacher Guide Semester 1* (005793045)
Lessons plans for 18 weeks, includes 90 sessions in all.
- *The Gospel Project: Home Edition Grades K-2 Workbook Semester 1* (005804773)
Includes coloring sheets, activity pages, and Bible stories with teaching pictures.
- *The Gospel Project: Home Edition Grades 3-5 Workbook Semester 1* (005804774)
Includes activity pages and Bible stories with teaching pictures.
- *The Gospel Project: Home Edition Bible Story DVD Semester 1* (005804775)
Includes 23 Bible story videos and 23 Discussion Starter videos.
- Or you may purchase *The Gospel Project: Home Edition Semester 1 Kit* (005804812)
includes all four products above at a reduced rate.

One Time Purchase

- *The Holman Illustrated Bible Dictionary for Kids* (005268545) — Each week's overview includes a list of terms from this kid-sized Bible Dictionary that is perfect for your child to learn key concepts each week.
- *The Gospel Project: Home Edition Ultimate Big Picture Learning Pack* (005804813) includes the following items at a reduced price:
 - *The CSB Big Picture Interactive Bible, Hardcover* (005789546)
 - *The Gospel Project for Kids Books of the Bible Posters* (005749464)
 - *The Gospel Project for Kids Small Group Timeline* (005749467)
 - *Books of the Bible Flash Cards* (005397419)
 - *Gospel-Centered Kids Ministry* (006104411)

PREPARE EACH WEEK

Study the Week Preview page for an overview of the week: the stories you will cover, the Big Picture Question & Answer, and the Christ Connection. Review what you will need to gather or purchase for the week, important terms for that week's lesson from *The Holman Illustrated Bible Dictionary*, and options for Friday activities to prepare for.

Friday Fun Day provides activities to review for the week, including workbook pages to cover, videos to watch, a memory verse for the week, review activities, and fun ideas for recipes or trips. These activities help to practically apply the lesson to your child's life and provide quality time together with you.

PREPARE EACH DAY

Read the Parent Devotional each day before you teach. Spend time in **prayer** to prepare your heart and give further insight into the Bible story and application you will teach that day.

Review the Teaching Plan at the beginning of each session. It falls on a 2-page spread and has a reminder of the lesson title, Bible passage, Christ Connection, Big Picture Q&A, and supplies you will need for that day. Each day's teaching plan contains the following:

- **PREPARE THEIR HEARTS** allows you to introduce that day's Bible story in an interesting way.
- **RECEIVE HIS WORD** includes the Bible story for each day. The bold sections are the version of the story adapted for younger kids.
- **CHRIST CONNECTION** provides gospel understanding of this lesson to the whole of Scripture on your child's level.
- **REVIEW QUESTIONS** review that day's story, solidifying the facts with your children.
- **BIBLE NOTEBOOK** provides an activity each day that will go inside a notebook your child will work on each day.

SHARING THE GOSPEL WITH KIDS


Some kids who study The Gospel Project may not have made a personal decision to trust Jesus as Savior yet. This study could present you with just the right setting for sharing God's plan with kids.

Consider these thoughts as you get ready to share.

- The ultimate goal of teaching the Bible is for a person to trust Jesus as his Savior when the Holy Spirit leads him to realize that he has sinned against God and is spiritually lost. The Holy Spirit is the leader in the experience, but believers have the responsibility of following the Spirit's leading.
- Some kids have already become Christians. Others will come to that decision at different times. You will lay the foundation for making that decision while at the same time not rushing a child into a decision she is not ready to make.
- Becoming a Christian is an individual matter and discussions about conversion are more effective when conducted individually. Your child will feel freer to share true thoughts and feelings.
- Remember that each person comes to this decision as the Holy Spirit leads. Kids respond at different ages.
- The questions a child asks can signal a parent that the child is considering the decision to trust in Jesus. When she asks her questions, answer simply and without pushing the child to do more than she is ready to do. More than anything, these questions indicate the child's awareness of her need for God.
- If a kid indicates a desire to become a Christian, ask her to tell you what she is thinking and feeling. Use questions that require thoughtful answers rather than just yes or no. Use language the child understands.

- You might want to use these questions: Why do you want to become a Christian? What do you think it means to be a Christian?
- Use your Bible as you share the gospel. After reading a Bible verse, be ready to explain the verse in your own words. Help the child understand unfamiliar terms such as *repent*. Refer to *The Gospel: God's Plan for Me* for Bible verses to share and kid-friendly ways to explain how to become a Christian.
- Help your child know how he can respond to Jesus. Read Romans 10:9-10,13. Review these aspects of response: Believe in your heart that Jesus alone saves you through what He's already done on the cross. Repent, turning from self and sin to Jesus. Tell God and others that your faith is in Jesus. Refer to *The Gospel: God's Plan for Me* for ways to help kids know what they can do.
- One common misconception for kids is that being baptized makes them a Christian. Be sure they know the difference between becoming a Christian, being baptized, and joining the church.
- Help your child to understand that the gospel of Jesus changes and transforms hearts. Focusing on external behavior misses the heart. The gospel is about heart transformation.
- Remember that the gospel does not just save someone from sin, it also saves that person to live for God. Jesus calls His disciples to live on mission for His glory.
- Don't forget that children are very literal. Explain any symbolism that your child might find unclear.
- Prepare yourself ahead of time so you are ready to answer kids' questions as they arise. Be ready with Bible verses ready to use.
- Pray, pray, pray. Ask God's leadership as you help boys and girls grow in their understanding of salvation.

The Gospel: God's Plan for Me (CSB: 005567177) is sold in packs of 10 and provides is a witnessing tool that emphasizes God's plan of salvation from Creation to Jesus and how we respond to the good news. Also available in ESV (005567178).



Let There Be Light

WEEK 1 PREVIEW

LESSONS THIS WEEK:

- | | |
|---|-------------------------------|
| • Monday: God Created Everything (Days 1-4) | Genesis 1:1-19 |
| • Tuesday: God Created Everything (Days 5-6) | Genesis 1:20-27 |
| • Wednesday: God Created People (Day 6) | Genesis 1:28-31; 2:4-25 |
| • Thursday: God Planned for the Sabbath (Day 7) | Genesis 2:1-3; Exodus 20:8-11 |

CHRIST CONNECTION: The Bible says that Jesus is Lord over all of creation. Everything was created by Him and for Him. The Son has always existed, and He holds everything together. (Col. 1:16-17)

BIG PICTURE QUESTION:

Why did God create the world? God created the world and everything in it for His glory.

THIS WEEK'S MEMORY VERSE: In the beginning God created the heavens and the earth. (Gen. 1:1)

WHAT YOU NEED THIS WEEK:

- Globe or world map
- Three-ring binder (with a clear plastic sleeve on the cover in which you can insert your own paper)
- Family pictures (including extended family if available)
- Large wall or desk calendar
- The Gospel Project: Home Edition Workbook Semester 1 for your child's age
- Ingredients for homemade play dough (see page 19)
- Ingredients for Creation Snack Mix (see page 20)

ENTRIES FROM THE ILLUSTRATED BIBLE DICTIONARY FOR KIDS:

- | | |
|------------------------------|-----------------|
| • Adam (3) | • Eve (55) |
| • Animals of the Bible (6-7) | • Family (58) |
| • Birds of the Bible (22) | • Sabbath (166) |
| • Creation (37) | |

Friday Activities: Make a display of the days of Creation Week. Take a nature walk. Make Creation Snack Mix. Create a piece of pottery in a pottery studio or make homemade modeling clay.

MONDAY AT A GLANCE

LESSON TITLE: God Created Everything (Days 1-4)

BIBLE PASSAGE: Genesis 1:1-19

CHRIST CONNECTION: The Bible says that Jesus is Lord over all of creation. Everything was created by Him and for Him. The Son has always existed, and He holds everything together. (Colossians 1:16-17)

BIG PICTURE QUESTION: Why did God create the world? God created the world and everything in it for His glory.

TODAY: You will need the Bible story and Discussion Starter videos, Home Edition Workbook, globe or world map, and a notebook for Bible Notebook.



PREPARE TO TEACH: THE GREATEST STORY

In the beginning, God created everything. God created the universe *ex nihilo*, or “out of nothing.” All of creation began with a word. When God spoke, things came into existence: light, land, sky, stars, plants, and animals. God made them all, and they were good. Creation was perfect, just as God intended.

Every story in the Bible is a small piece of a much bigger story—God’s redemptive story. Sin would enter the world and affect everything, but God already knew that. He already had a plan to show His grace to people through His Son (2 Tim. 1:9), to rescue and restore. In fact, the Bible says that God’s plan existed even before the foundations of the world (Eph. 1:4-6).

The Bible is the story of how a great God redeemed rebellious people by sending His Son, Jesus, to be the perfect sacrifice for sin. The story of Jesus does not begin in a manger. The Son has always existed, and He was present at creation. He is the Word through whom all things were created (John 1:1-3). Everything was created by Him and for Him, and He holds everything together (Col. 1:16-17). Through creation we see and understand God’s eternal power and divine nature (Rom. 1:20).

Teaching the Bible to your children is one of the greatest callings of being a parent. You have the freedom to ground them in the Word so they can see and acknowledge God and understand their need for a Savior. As you begin teaching your kids about creation, help them discover who God is. Remind them that God created everything with a purpose, to bring Him glory. Psalm 19:1 says, “The heavens declare the glory of God, and the expanse proclaims the work of His hands.”

The Book of Genesis is the beginning of the greatest story ever told. It is a true story, and at the center of it all is the true hero, our Savior, Jesus Christ. This story changes everything. As you lead your kids this semester, you won’t be perfect. Neither will they. But the gospel story is all about His glory—His perfection!—and our redemption. We walk in obedience in light of who God is and what He has done.

BEGIN: PREPARING THEIR HEARTS

Holding the globe (or a world map), spin it slowly (or trace the map with your fingers), pointing out different countries and continents. Mention some native animals in certain places, such as Australia's kangaroos and koalas, Alaska's polar bears, or the lions, giraffes, and cheetahs of Africa.

SAY: *How many animals do you think are in the world? (Allow for answers.) Scientists estimate that there are more than 8 million kinds of animals! And researchers discover thousands more every year! In today's Bible story, we will hear more about creation and the beginning of the world.*

Invite kids to name their favorite animals.

ASK: *Why did God create the world? God created the world and everything in it for His glory.*

READ: RECEIVING HIS WORD

Ask children to open their Bibles to Genesis.

SAY: *The Book of Genesis is the first book in the Bible. It tells us about the beginning of the universe, when only God existed. No one created God. God has always existed. The Bible tells us that God created everything!*

THE BIBLE STORY: GOD CREATED THE WORLD

Read Genesis 1:1-19 aloud from your Bible or read the Bible story below.

In the beginning, nothing existed except for God. **God spoke and created the heavens and the earth.** When He first created the earth, it had no shape and total darkness covered the earth. The Spirit of God was there, hovering over the waters.

God spoke. **He said, "Let there be light!"** and what God said happened. Light was created. **God saw that the light was good**, and He separated the light from the darkness. God called the light *day*, and He called the darkness *night*. **Evening came, and then morning came. That was the first day of creation.**

God spoke again: "Let there be an expanse between the waters to separate them." What God said happened. He made a space between the water that was on the earth and the water that was above the earth. **God called the expanse *sky*. Evening came, and then morning came. That was the second day of creation.**

God said, "Let the water under the sky be gathered into one place, and let the dry land appear." What God said happened. God called the dry land *earth*, and He called the gathered water *seas*. **God saw that it was good. Then God said, "Let the earth make plants and trees with fruits and seeds."** What God said happened. Plants and trees grew, and God saw that it was good. **Evening came, and then morning came. That was the third day of creation.**

Next, God placed lights in the sky. God created the sun to shine during the day and the moon and stars to shine at night. God gave us lights to provide light on the earth, to separate day from night, and to help us track time in days and years. **God saw that it was good. Evening came, and then morning came. That was the fourth day of creation.**

APPLY

SAY: *Before God created the world, nothing existed. Nothing, that is, except for God! No one created God. God has always existed and will always exist. Why did God create the world? God created the world and everything in it for His glory. That means God created everything to show how awesome He is. Everything God made was good. It was perfect! God the Father created everything through His Son Jesus.*

The Bible says that Jesus is Lord over all of creation. Everything was created by Him and for Him. The Son has always existed, and He holds everything together. (Col. 1:16-17)

GOING DEEPER

Watch the Bible story and Discussion Starter videos “God Created the World” together.

Lead kids to talk about what they saw. Encourage kids to thank God for the beautiful creation they see this week.

REVIEW QUESTIONS

What did God create on the first day of creation? *The heavens and the earth, and day and night (Genesis 1:1-5)*

What did God call the light and darkness? *Day and night (Gen. 1:5)*

What did God create on the second day of creation? *Sky (Genesis 1:6-8)*

What did God create on the third day of creation? *Land and seas, plants, trees (Genesis 1:9-13)*


What did God create on the fourth day of creation? *Sun, stars, moon (Genesis 1:14-19)*

How did God create the heavens and the earth? *He spoke, and it happened (Gen. 1:3)*

What did God create to shine at night? *Moon and stars (Gen. 1:16)*

What did God say about His creation? *God said it was good. (Gen. 1:4, 10, 12, 18)*

BIBLE NOTEBOOK: Throughout this study, children will create a Bible notebook as they journey through the Gospel Project. Purchase a three-ring binder with a plastic pocket for kids to insert a cover. Today, children should make a cover for their binder.



TUESDAY AT A GLANCE

LESSON TITLE: God Created Everything (Days 5-6)

BIBLE PASSAGE: Genesis 1:20-27

CHRIST CONNECTION: The Bible says that Jesus is Lord over all of creation. Everything was created by Him and for Him. The Son has always existed, and He holds everything together. (Col: 1:16-17)

BIG PICTURE QUESTION: Why did God create the world? God created the world and everything in it for His glory.

TODAY: You will need a few family pictures and the Home Edition Workbook.

PREPARE TO TEACH: HE HOLDS IT ALL TOGETHER

The creation account lays the foundation for every truth in God's Word. As your children begin to understand that a loving, mighty God made the earth and everything in it, they will look at His creation differently. The God they worship is a creative, purposeful, and powerful God.

Today's study begins with a passage from Colossians. As you share this with your children, help them understand that the Son of God was present at creation. Indeed, Colossians 1:15-17 affirms that He was the agent of creation. From the beginning, "all things have been created through Him and for Him. He is before all things, and by him all things hold together."

All things were created through Christ and created for Christ. He is the One who holds it all together. This truth gives you great purpose! As a Christian parent, your purpose will be challenged daily by the world around you and by the weaknesses within yourself. Hold on tightly to the truth that the Lord of all creation has saved you, and now you have the privilege of bringing Him glory. You are not called to hold all things together, but you are called to trust the One who does. During this season, trust in God as you allow Him to use you to teach and minister to your kids.

BEGIN: PREPARING THEIR HEARTS

Read Colossians 1:15-17 aloud from your Bible. This Christ Connection is one of many passages linking the Old and New Testaments together.

SAY: *The Bible says that God's Son, Jesus, is Lord over all of creation. Everything was created by Him and for Him. Did you know that God's Son has always existed? He was there when the world began! He has always been there. He is God. Even today, He continues to hold everything together.*

ASK: *Why did God create the world? God created the world and everything in it for His glory. When we see a beautiful painting, we don't tell the painting, "You're great!" We tell the artist, "Good job!" Art requires an artist, and creation requires a Creator.*

Encourage kids to thank God for the beautiful creation they see this week—God's beautiful creation. Lead the way as you are out and about—in the backyard, running errands, and visiting with friends.

READ: RECEIVING HIS WORD

Read Genesis 1:20-27; 2:7-15 aloud from your Bible or read the Bible story below.

Next, God made creatures that move and swim in the water. He made birds to flap their wings and soar across the sky. **God saw that it was good.** God told the animals to multiply, and they filled the seas and the sky. Evening came, and then morning came. **That was the fifth day of creation.**

Then God made more animals—livestock, creatures that crawl, and wildlife to live on the earth. When God said it, it happened. **And God saw that it was good.**

On the sixth day of creation, God made people. God created people differently than anything else He created. God created people **in His very own image.** God created them male and female. **God took dust from the ground and made a man.** God breathed His very own breath into the man, and the man became alive. God made a garden in the land of Eden, and He put the man in the garden. **God told the man to work in the garden and take care of it.** He gave the man ruling power over the fish, the birds, and the entire earth.

Review the first five days of creation by using the rhyme below. Begin a slow pat-pat-clap rhythm (cadence) as you teach the rhyme.

*What did God make on Day 1? He made light where there was none.
What did God make on Day 2? Space called sky, the sky so blue.
What did God make on Day 3? Earth and seas and plants and trees
What did God make on Day 4? Sun and moon and stars galore!
What did God make on Day 5? Fish to swim and birds to fly.*

APPLY

SAY: *Jesus is Lord over all of creation. Everything was created by Him and for Him. The Son has always existed, and He holds everything together (Col. 1:16-17). The Bible says that before God created the world, He knew people would choose not to bring Him glory (See 1 Pet. 1:20-21). The Bible is about God's plan to send Jesus to earth to fix the relationship between God and people.*

GOING DEEPER

Complete pages 4-5 in your Home Edition Workbook. Challenge kids to search the creation scene to discover how many animal examples are pictured.

Review the Family Discussion Starters and this week's memory verse together.

REVIEW QUESTIONS

What did God create on the fifth day of creation? *Creatures in the water and birds (Genesis 1:20-23)*

What did God create on the sixth day of creation? *Animal (Genesis 1:24-25)*

How did God create all things? *He spoke and they were created. (Genesis 1:3,6,9,11,14,20,24)*

What did God think of His creation? *It was good. (Genesis 1:10,12,18,21,25)*

Why did God create the world? *God created the world and everything in it for His glory.*

BIBLE NOTEBOOK: Enjoying Creation

Encourage children to write about some ways they enjoy God's creation (Examples: climbing trees, eating fresh strawberries, playing with the family pet). Children may also draw pictures of specific things God created. Add this page to the Bible notebook.

Have your children copy this passage from 1 Corinthians and add it to their notebooks. They may illustrate or decorate the verse however they choose:

"Yet for us there is one God, the Father. All things are from Him, and we exist for Him. And there is one Lord, Jesus Christ. All things are through Him, and we exist through Him." 1 Corinthians 8:6

WEDNESDAY AT A GLANCE

LESSON TITLE: God Created People

BIBLE PASSAGE: Genesis 1:28-31; 2:4-25

CHRIST CONNECTION: God created people in His own image. Adam was like God in some ways, but he was not a perfect representation of God. God sent His Son, Jesus, to show us exactly what God is like. (Colossians 1:15) Jesus is the perfect representation of God because He is God. (Hebrews 1:3)

BIG PICTURE QUESTION: Why did God create the world? God created the world and everything in it for His glory.

TODAY: You will need Bible story and Discussion Starter videos.



PREPARE TO TEACH: THE POTTER'S WHEEL

On the sixth day of creation, God created mankind in His own image. God formed the man out of dust from the ground and breathed the breath of life into his nostrils, and the man became a living creature. (Gen. 2:7) Man was set apart from the rest of God's creation. God did not breathe into the animals. He skillfully formed man out of dust, as a potter forms a pot out of clay. (Isaiah 64:8)

God sustained the man, provided for him, and placed him in the garden of Eden to tend to it. (Gen. 2:8,15) Then God made woman from the man's rib. She was a suitable helper for him. Both man and woman were created in God's image. The first man, Adam, and the first woman, Eve, lived in the garden and enjoyed God's friendship.

As you teach your kids today, help them understand that being made in God's image means we are made like Him, or patterned after Him. God does not have a physical body; He is Spirit, and He has given each of us a spirit. God gives people the ability to think, to feel emotions, and to make choices. He gives us the ability to understand right and wrong. We are created to reflect God's likeness in His creation. God created man and woman to act as His representatives in the world, valuing human dignity and demonstrating love to every person who is created in His image.

Today, thank God that you are created differently from anything else He created. You are created in His own image (Gen. 1:26) and for His glory (Isa. 43:7). Spend a few minutes in quiet reflection as you prepare this lesson, remembering your heavenly Father's complete acceptance of you in Christ. The Bible assures us, "But God proves His own love for us in that while we were still sinners, Christ died for us" (Rom. 5:8). Not only did He create you in His own image, but more importantly, He accepts you completely in Christ. Choose to trust Him today. Ask Him to help you be a true reflection of His image as you serve your family.

BEGIN: PREPARING THEIR HEARTS

Invite your children to tell you one thing they like about how God made them.

SAY: *We're all very special. Do you know why? Because God made you! God made all of us! Remember, the Bible says you were created in God's image. When God made people, He made them to resemble Himself in some ways. We'll learn more about that during today's Bible story.*

READ: RECEIVING HIS WORD

Read Genesis 1:28-31; 2:4-25 aloud from your Bible or read the Bible story below.

God provided food from the trees for the man to eat. There was plenty of delicious fruit of all kinds. Adam had clean, clear water to drink, which God provided from a river close by.

God gave Adam one rule: "You can eat from any of the trees in the garden, except one. If you eat from it, you will die."

Now God was not yet finished with creation. He saw the man and said, "It is not good for the man to be alone." So **God decided to make a helper for the man. God made wild animals and birds,** and the man gave names to all of the creatures. **But none of the animals was a good helper for the man.**

So God made the man fall fast asleep. He took one of the man's ribs and created a woman. When the man saw the woman, he was very happy.

The woman was a perfect helper for the man; she was his wife. **The man's name was Adam, and his wife's name was Eve.**

God gave Adam and Eve good things. He put them in charge of the animals and provided everything they needed. **God looked at everything He had made, and it was very good.**

APPLY

SAY: *God created people in His own image. God created them male and female. Being made in God's image means that we are like God in some ways. God gives us the ability to love, to be patient, and to enjoy things that are beautiful. And He gives us knowledge. We can know certain things, but God knows everything! We aren't exactly like God, but we are like Him in some ways. We have knowledge, wisdom, and love, just like God.*

The Bible says that Jesus is Lord over all of creation. Everything was created by Him and for Him. The Son has always existed, and He holds everything together. (Col. 1:16-17)

GOING DEEPER

Watch the Bible story and Discussion Starter videos “God Created People” together.

Lead kids to talk about why they might hesitate to be friends with someone who is different from them. Discuss ways your family can respect others at home, church, or in your neighborhood. Remind kids that God created people—all people, both male and female—in His own image. Everyone deserves to be treated with respect.

REVIEW QUESTIONS

Why did God create the world? *God created the world and everything in it for His glory.*

On what day of creation did God make Adam and Eve? *The sixth day (Genesis 1:31)*

How did God make the man? *God shaped a man from the dust of the ground and then breathed His own breath into him (Genesis 2:7)*

What job did God give Adam? *He was to work in the garden and take care of it (Genesis 2:15)*

What command did God give Adam? *He could eat from any tree in the garden except the tree of the knowledge of good and evil (Genesis 2:16-17)*

God didn't want Adam to be alone, so He made a helper for Adam. How did He make this helper? *God made Eve from Adam's rib (Genesis 2:21-22)*

When God looked at everything He had made, what did He think about it? *God saw that it was very good (Genesis 1:31)*

What did God do on the seventh day of creation? *He rested (Genesis 2:2)*

Why did God create the world? *God created the world and everything in it for His glory.*

BIBLE NOTEBOOK: Self-Portrait

Remind kids that God created the world and everything in it for His glory. Remind them that they are made in His image. Prompt kids to list ways they could use their unique qualities to bring God glory. You could begin the conversation by talking about other people (friends, family members, or other role models); then your children will be able to look at themselves more closely. Encourage children to draw a self-portrait. Add it to the Bible notebook.



THURSDAY AT A GLANCE

LESSON TITLE: God Planned for the Sabbath (Day 7)

BIBLE PASSAGE: Genesis 2:1-3; Exodus 20:8-11

CHRIST CONNECTION: The Bible says that Jesus is Lord over all of creation. Everything was created by Him and for Him. The Son has always existed, and He holds everything together. (Colossians 1:16-17)

BIG PICTURE QUESTION: Why did God create the world? God created the world and everything in it for His glory.

TODAY: You will need a large wall/desk calendar and the Home Edition workbook.

PREPARE TO TEACH: PROTECT THE REST

On the seventh day of creation week, God rested. *God rested.* The infinite and all powerful God didn't need to rest. He purposed rest. Think about it: God Almighty planned for Sabbath; He planned for rest. Shouldn't we? The non-stop world we live in—with 24/7 access to all things, all people, and all sources—requires that we turn things off and put them on pause to rest. The world doesn't turn itself off when you've had enough. It's up to you to close the laptop, put down your phone, and turn off the TV.

The busyness of life will never stop on its own. Our culture seems to pick up speed and continue hurling itself—and everyone in its path—toward noise, chaos, and turbulence. And we echo this in our sin. We are not victims. The world screams, “Keep going!” and quite often, we listen. We rush wherever we're going as quickly as we can with no regard to the margin, space, and boundaries we desperately need. Yes, *need*. It is essential for your well-being, and for the well-being of your precious family, to protect rest.

Planning life around discipling your kids can be challenging but so rewarding. Discipling your children is a large part of your life, but remember to prioritize and plan pause in the rhythms of life for yourself and your family. This rest is a benefit and a blessing, not a liability or a limitation. Enlist help as you need it. Guard the rest you need to recharge and refuel yourself. Ask God for the discipline to pause and protect rest, remembering that He purposed it for your good.

BEGIN: PREPARING THEIR HEARTS

Review the six days of creation, using the rhyme below.

What did God make on Day 1? He made light where there was none.

What did God make on Day 2? Space called sky, the sky so blue.

What did God make on Day 3? Earth and seas and plants and trees.

What did God make on Day 4? Sun and moon and stars galore!

What did God make on Day 5? Fish to swim and birds to fly.

What did God make on Day 6? Man and woman in the mix.

On Day 7, God did rest. His creation is the best!

Using a large calendar as a visual aid, ask children to name the days of the week. Point out which days constitute a typical business working week. Talk about school days and the responsibilities and activities that go along with each day. Finally, talk about the weekend, emphasizing the importance of the Lord's Day as the day of rest.

READ: RECEIVING HIS WORD

Read Genesis 2:1-3; Exodus 20:8-11 aloud from your Bible or read the Bible story below.

God had done everything He planned to do. He had fashioned heaven, earth, and everything on earth. **So on the seventh day of creation, God rested** from His work.

God announced that the seventh day of the week, the day when all the work had been accomplished, **would be a holy day.** It was a holy day because it marked that His work was complete. **He was finished with the work of creation, so He rested.** He came to a place where the work could cease.

God reminds us in Exodus about the importance of rest. God said, "You have six days in which to get all your work done. But **the seventh day, the Sabbath, is a day** you will give back to the Lord your God. It's day when work must cease. It is a day **set apart for worship and for rest.**" This commandment, like all commandments, is a blessing to the people of God. It is not healthy for people to work without resting, and **obeying this commandment is for our good and for the worship of God.**

APPLY

SAY: *What does it mean to rest? Describe what a day of rest would look like around our home. What would we be doing? (Allow for answers.) What would we not be doing? Work is good, and it is a necessary part of living together in our community. What are jobs that you have as part of our family? (Allow for answers.) Everyone can have an important job to do. But people are important not because of their job. They are important because Jesus loves them. Every person is loved and valued by the God who created them. Remember, we are made in His image. All of us. When we take a day and set it aside to rest and worship God, we remind ourselves that God does not love us because of what we do or how hard we work. He loves us because He made us.*

The Bible says that Jesus is Lord over all of creation. Everything was created by Him and for Him. The Son has always existed, and He holds everything together. (Colossians 1:16-17)

GOING DEEPER

Complete pages 6-7 in your Home Edition Workbook. Show the corresponding teaching pictures and Bible Stories from page 50.

Review the Family Discussion Starters and this week's memory verse together.

REVIEW QUESTIONS

In how many days did God work to create the world and everything in it? *Six days (Gen. 1:31)*

When God looked at everything He had made, what did He think about it? *God saw that it was very good. (Gen. 1:31)*

What did God do on the seventh day of creation? *He rested. (Gen. 2:2)*

Recall the beginning of Genesis 2. What did God declare the seventh day to be? *Holy (Gen. 2:3)*

What does holy mean? *To be holy is to be set apart for God's use. God is holy.*

Why did God create the world? *God created the world and everything in it for His glory.*

After children try to answer, explain that *holy* means to be set apart, sacred, and devoted to the Lord. The Lord's Day is no ordinary day. It is the day God called holy. God created every day of the week, and every moment of every day is a gift from Him. He allows us to work and accomplish our many tasks during the week, but on the Lord's Day, He tells us to set a special day aside for worship and for rest.

BIBLE NOTEBOOK: Day of Rest

Guide kids to draw a picture of what they would consider the "perfect day of rest." Encourage older children to write a paragraph describing this perfect day and what they would do or not do to make it complete. Add these items to the Bible notebook.

IT'S FUN DAY!

Today is Fun Day! Fun Day is a chance to wrap up loose ends, work on projects, or go on a field trip. This page is not a to-do list, but a collection of ideas from which you can pick and choose.

THIS WEEK'S MEMORY VERSE: In the beginning God created the heavens and the earth. (Gen. 1:1)

WORKBOOK: Review pages 4-7 in your Home Edition Workbook. Show the corresponding teaching pictures and Bible Stories on page 50.

VIDEO: #1 "God Created the World" and #2 "God Created People"

CHOOSE A JOURNAL QUESTION

- What is your favorite animal?
- List some ways you can help take care of God's earth, God's animals, and God's people.
- How does creation show us God's power, glory, and character?

FIELD TRIPS/RESOURCE PEOPLE

- Plan a trip to a nearby planetarium to see an educational presentation about the night sky.
- Visit a florist or botanical gardens to look at the many plants God made.
- Get away from city lights and head for a rural destination that will allow you a great view of the night sky. Try a free iPhone app such as SkyView to gaze at the stars on your own.
- Connect with a Christian doctor, dentist, or veterinarian in your church or community that would be willing to take a few minutes to share with your children some of the wonderful details about God's creation and why they have a passion for helping people (or animals).

THINGS TO DO

- Make a poster, booklet, or display board about the seven days of Creation Week.
- Take a walk in nature or a nearby park. Choose some rocks, bugs, leaves, or plants and talk with your children about how nature reveals the character of God and brings Him glory.
- Enjoy the Creation Snack Mix recipe as you review each day in God's Creation Week.
- Create a bowl, pot, vase, or other masterpiece at a pottery studio (or enjoy the recipe for homemade play dough), and make some creations of your own.

HOMEMADE PLAY DOUGH

- 1 cup flour
- 1/4 cup salt
- 2 T oil (vegetable, corn, or canola)
- 2 tsp. cream of tartar
- 1 cup water
- 1 package any flavor dry drink mix (unsweetened)



Mix dry ingredients. Add oil and water. Cook on medium heat in electric skillet or on stove using a skillet or sauce pan. Stir continuously until dough congeals. Remove from heat and transfer to wax paper until cool. Once cool enough to touch, knead dough until workable. Allow to cool completely before handing to children.

CREATION SNACK MIX

Make your own snack mix to help children remember what God did on each day of Creation. Use between ½ cup and 2 cups of each day's ingredients.

DAY 1—LIGHT AND DARK

Then God said, "Let there be light," and there was light. God saw that the light was good, and God separated the light from the darkness. (Gen. 1:3-4) — Use mini sandwich cookies (chocolate with white filling) or chocolate chips and white chocolate chips.

DAY 2—SKY, SEAS, AND EARTH

Then God said, "Let there be an expanse between the waters, separating water from water." So God made the expanse and separated the water under the expanse from the water above the expanse. And it was so. God called the expanse "sky." (Gen. 1:6-8) — Add a frosted wheat cereal, explaining that the white, sugary side helps us remember clouds above, and the wheat side reminds us of ground below.

DAY 3—PLANTS AND VEGETATION

Then God said, "Let the earth produce vegetation: seed-bearing plants and fruit trees on the earth bearing fruit with seed in it according to their kinds." And it was so. (Gen. 1:11) — Use your favorite dried fruit (bananas, apples, etc.), add pretzel sticks for trees, and sunflower or pumpkin seeds and raisins.

DAY 4—SUN, MOON, AND STARS

Then God said, "Let there be lights in the expanse of the sky to separate the day from the night. They will serve as signs for seasons and for days and years. They will be lights in the expanse of the sky to provide light on the earth." And it was so. (Gen. 1:14-15) — Add small orange and yellow fruit-flavored candies to represent tiny suns and moons.

DAY 5—BIRDS AND FISH, WATER CREATURES

Then God said, "Let the water swarm with living creatures, and let birds fly above the earth across the expanse of the sky." (Gen. 1:20) — Add cheese-flavored crackers shaped like fish/whales.

DAY 6—LAND ANIMALS AND PEOPLE

Then God said, "Let the earth produce living creatures according to their kinds: livestock, creatures that crawl, and the wildlife of the earth according to their kinds. Then God said, "Let Us make man in Our image, according to Our likeness." (Gen. 1:24, 26) — Add animal-shaped cookies.

DAY 7—REST/SABBATH

God blessed the seventh day and declared it holy, for on it He rested from His work of creation. (Gen. 2:3) — Add mini marshmallows, soft and pillow-like, reminding us of rest.

TIME TO PLAN
WEEK 2

Plan a field trip to your state capitol building, and/or make plans to talk with a lawyer or police officer.


Resource people: Officers of the Law & Government Officials

Next week's Bible lessons focus on the fall and sins:

- Adam and Eve
- Cain and Abel

Tithing—Does your family tithe? Pray now about explaining this principle to your children.

COMING SOON - WEEK 3: We'll begin studying Noah's Ark. Field trip ideas include the zoo or a local TV station. Many news stations are open to the public and the meteorologists often enjoy talking with kids. Make some calls now and see what's available.



Sin Entered the World

WEEK 2 PREVIEW

LESSONS THIS WEEK:

- | | | |
|-------------|-----------------------------|----------------|
| • Monday | The Temptation and the Fall | Genesis 3:1-7 |
| • Tuesday | Sin's Consequences | Genesis 3:8-24 |
| • Wednesday | Cain and Abel | Genesis 4:1-16 |
| • Thursday | Judgment Decreed | Genesis 6:5-8 |

CHRIST CONNECTION: Since Adam and Eve, everyone has sinned against God. Our sin separates us from God. God promised that one of Eve's descendants would put an end to sin and death. God sent His Son, Jesus, to live as Adam didn't—perfectly sinless. God the Son came into the world to rescue people from sin and bring them back to God.

BIG PICTURE QUESTION:

What is sin? Sin is breaking God's law, and sin separates people from God.

THIS WEEK'S MEMORY VERSE

For the wages of sin is death, but the gift of God is eternal life in Christ Jesus our Lord.
(Rom. 6:23)

WHAT YOU NEED THIS WEEK:

- Large marshmallows
- Building Blocks
- Household Items
- Bag of various items
- 3 Clear containers to collect money

ENTRIES FROM THE ILLUSTRATED BIBLE DICTIONARY FOR KIDS:

- | | |
|-------------|------------------|
| • Abel (2) | • Eve (55) |
| • Adam (3) | • Judgment (100) |
| • Cain (24) | • Tempt (188) |
| • Eden (49) | • Sabbath (166) |

Friday Activities: Visit your state capitol building or local county courthouse. Connect with a lawyer or a police officer. Make homemade banks and discuss money with children.

MONDAY AT A GLANCE

LESSON TITLE: The Temptation and the Fall

BIBLE PASSAGE: Genesis 3:1-7

CHRIST CONNECTION: Since Adam and Eve, everyone has sinned against God. Our sin separates us from God. God promised that one of Eve's descendants would put an end to sin and death. God sent His Son, Jesus, to live as Adam didn't—perfectly sinless. God the Son came into the world to rescue people from sin and bring them back to God.

BIG PICTURE QUESTION: What is sin? Sin is breaking God's law, and sin separates people from God.



PREPARE TO TEACH: A COSTLY CHOICE

Adam and Eve enjoyed all that was good in the garden of Eden. The Lord gave them only one restriction: "You must not eat from the tree of the knowledge of good and evil," and the punishment was severe: "You will certainly die" (Gen. 2:17).

Before the fall, Adam and Eve enjoyed a loving, two-way relationship with God. The garden was a true paradise. God filled the garden with good gifts so that they might enjoy them and give thanks to God; this glorifies God. All of that changed when Eve gave in to the serpent's temptation. Eve believed the lie that leads many of us to sin: Maybe God is holding out on me. Because of their sin, God cast them out of the garden.

Adam and Eve desired something more: the wisdom the fruit offered. But when their eyes were opened, they were aware of their nakedness and they felt ashamed. Surely the Lord's heart broke at their act of disobedience and rebellion. Though they did not die right away, sin's effect was immediate and thorough. Their lives and their children's lives—and the lives of all mankind—would be forever affected by their choice.

God did not leave Adam and Eve without hope. He promised that one of Eve's descendants would strike the head of the serpent (Gen. 3:15; Gal. 4:4-5). Each subsequent generation waited in hope and lived in faith that the Promised One—the One who would crush the head of the snake—would come to end the curse over creation.

Sin is a big problem that needed a big solution. At just the right time, God sent His Son into the world, born as a baby. Matthew 1:21 says, "You are to name him Jesus, because he will save his people from their sins." As your children become increasingly aware of the bad news—that we are all sinners from birth—rejoice with them over the good news: "Christ Jesus came into the world to save sinners" (1 Tim 1:15).

BEGIN: PREPARING THEIR HEARTS

Open your Bible to Genesis and review what you've learned so far. Remind your kids that even though the Bible has a lot of stories in it, they all come together to tell one big story, the story of redemption through Christ!

SAY: *Last week we learned that God created everything. God created everything for His glory. And after God made the sun, the moon, the stars, the sky, and the animals, He created people! And God created people, male and female, in His own image, which means that out of all of God's creation, we alone are like Him! Today's Bible story is called "Sin Entered the World." Last week's Big Picture Question was: Who created everything? God created everything for His glory. Today, we have a new big picture question: What is sin? Listen closely to the Bible story to see if you can find the answer.*

READ: RECEIVING HIS WORD

Read Genesis 2:15—3:1-7 aloud from your Bible or read the Bible story below.

God gave the first two people—**Adam and Eve—a beautiful garden to live in.** The garden was full of food they could eat. **God also gave them one command. He told Adam that he could eat from any tree in the garden except for one.** It was called the tree of the knowledge of good and evil. **God said that if Adam did eat from the tree, he would die.**

Now the serpent was the most cunning of all the animals. One day, the serpent went to Eve. He asked, "Did God really say, 'You can't eat from any tree in the garden'?"

Eve answered, "We can eat the fruit from the trees in the garden. But **God told us not to eat from the tree in the middle of the garden.** He said that **if we eat the fruit or touch it, we will die.**"

"No! You will not die," the serpent said. The serpent told Eve that rather than dying, she and Adam would be like God! They would know good and evil.

Eve looked at the fruit God had said not to eat. It did look delicious, and the serpent said it would give them wisdom. So she **took some of the fruit and ate it. Eve also gave some of the fruit to Adam, who was with her, and he ate it.**

Then their eyes were opened, and they knew they were naked. Adam and Eve sewed together fig leaves and made clothes for themselves.

APPLY

SAY: *Adam and Eve chose to disobey God. They believed the serpent more than God. They took the fruit that God told Adam not to eat, and they ate it! They broke God's law. Adam and Eve sinned. Let's look at this week's big picture question: **What is sin? Sin is breaking God's law, and sin separates people from God.** God is holy. Holy means "set apart." God is set apart from sin, so sin separates people from God. Adam and Eve's sin separated them from God. This is so sad! Before sin entered the world, Adam and Eve lived in a perfect paradise in Eden. They were friends with God, and He gave them everything they needed, including wonderful, fresh foods to eat and a close relationship with Him.*

When Adam and Eve chose to disobey God, sin entered the world and changed everything. Not only had sin entered the world, but now death was also in the world. Adam and Eve did not die right away, but all of creation did start to fall apart. From that point forward, death and sickness were part of the world. Have you ever seen a plant wither up in the sun? Have you ever been sick? The whole world is suffering because of sin. Because of sin, everything is broken. Since the fall of Adam and Eve, every

single person has sinned against God, except for One. We are all separated from God because of our sin. The punishment for sin is death. What terrible news! But God did not turn His back on Adam and Eve. He did not leave them. Tomorrow we will learn about a promise God made to them. You see, God had a plan to send His Son Jesus to live as Adam didn't—perfectly sinless. Jesus was the only One who could save us from our sins. Hundreds of years after Adam sinned, God sent Jesus into the world to rescue people from sin and bring them back into relationship with God.

GOING DEEPER

Watch the Bible story and Discussion Starter videos “Sin Entered the World” together.

Ask your kids if they have ever done something and immediately regretted it. Adam and Eve probably regretted their decision to disobey God. Sin changed everything! Because of sin, everything is broken, and we can't fix it ourselves.

Jesus came into the world to rescue people from sin and bring them back to God. Through Jesus, we can be forgiven of all our sin and become new people, living for God

REVIEW QUESTIONS

Where did Adam and Eve live before they sinned? *In the garden of Eden (Gen. 2:8)*

What one command did God give Adam and Eve? *They could not eat from the tree of the knowledge of good and evil. (Gen. 2:16-17)*

What did the serpent tell Eve about the fruit? *If Eve ate the fruit she would be wise like God (Gen. 3:4-5)*

Why did Eve decide to eat the fruit? *Eve saw that the fruit looked good. She followed her own desire instead of obeying God. (Gen. 3:6)*

Who else ate the fruit? *Adam (Gen. 3:6)*

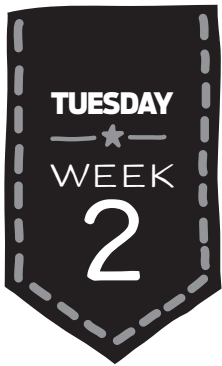
What happened when they ate the fruit? *Their eyes were opened, realized they were naked, and were ashamed. (Gen. 3:7)*

BIBLE NOTEBOOK: Live for Him

Guide children to copy the following statement in their notebook:

God loves us and wants what is best for us. When we sin, like Adam and Eve did, we are showing that we don't believe God loves us. Jesus took the punishment for our sin when He died on the cross in our place.

Tell children to find a quiet place where they can be alone with God. Encourage them to ask the Lord to help them understand what sins they have committed in their own lives. In what ways have they given glory to God? How can they live for His glory? Guide kids to write down their thoughts in their notebooks.



TUESDAY AT A GLANCE

LESSON TITLE: Sin's Consequences

BIBLE PASSAGE: Genesis 3:8-24

CHRIST CONNECTION: Since Adam and Eve, everyone has sinned against God. Our sin separates us from God. God promised that one of Eve's descendants would put an end to sin and death. God sent His Son, Jesus, to live as Adam didn't—perfectly sinless. God the Son came into the world to rescue people from sin and bring them back to God.

BIG PICTURE QUESTION: What is sin? Sin is breaking God's law, and sin separates people from God.

PREPARE TO TEACH: THE SIN EPIDEMIC

What happened? Why did Adam and Eve give into temptation? God's instructions were clear, and the consequence was specific. However, Adam and Eve doubted God's perfect plan.

They knew God in the most personal, intimate way. Yet, they were easily persuaded to question His motives and His love for them. They listened to the serpent's voice, which appealed to their personal desires, rather than heeding God's voice, which advocated for their best interests.

Of course, you've probably noticed that the epidemic of sin has infected your children, like it does with all children. When they choose to disobey you, even after clear instructions and the promise of specific consequences, their disobedience reflects their sinful hearts. We are all born into this pattern. The Bible states that "There is no one righteous, not even one." (Rom. 3:10) We are sinners by nature, and the death and resurrection of Jesus is the only solution.

The Book of Genesis quickly captures the truth of our history. From Genesis 3 forward, people needed a Savior. It is important to remember who you were and what you were like before you met Christ—dead in your sin and a child under wrath (Eph. 2:1-3). Praise God for His redemption that is undeserved. Spend time thanking Him for who you are now through the life-giving power of His resurrection. Rejoice in His salvation. Ask the Holy Spirit to work in your children's hearts, giving them understanding as you engage in today's lesson. Remember, the Bible stories you teach your children are God's Word, His truth. By learning God's Word they will discover salvation through Jesus, the only cure for the sin epidemic.

BEGIN: PREPARING THEIR HEARTS

Gather objects to stack (large marshmallows, building blocks, soda cans, etc).

SAY: *To help us prepare for today's lesson, let's see how high we can build a tower out of these items. Work together to build the largest tower possible until it falls. Building this tower reminds us of our sin. Sometimes, we wrongly believe that if we stack up all of our good actions, God will be pleased with us and our sin will be forgiven. However, the Bible teaches us that we can never measure up to God's holiness. No matter how hard we try, we will never be enough on our own. We cannot earn God's forgiveness. We need a rescuer. Jesus took the punishment we deserve so that we can be forgiven of our sins.*

READ: RECEIVING HIS WORD

Remind your child of yesterday's story and Adam and Eve's sin against God. Read Genesis 3:8-24 aloud from your Bible or read the Bible story below.

That evening, Adam and Eve heard God walking in the garden. They hid among the trees. God called out to Adam, "Where are you?"

Adam said, "I was afraid because I was naked, so I hid."

God asked Adam, "Who told you that you were naked? Did you eat from the tree that I commanded you not to eat from?"

Adam blamed Eve. "She gave me some fruit from the tree, and I ate it," he said.

Eve blamed the serpent. "He tricked me," she said.

God said that because of the serpent's trick and Adam and Eve's disobedience, bad things would happen. Eve would have more pain when she had children, and Adam would struggle to work the ground for food. God said the serpent would crawl on its belly and be an enemy to the woman. **But God promised that one of Eve's descendants would destroy the serpent.**

Everything changed after Adam and Eve sinned. Sin separated Adam and Eve from God. God made them clothes out of animal skins and sent them out of the garden. God put an angel at the entrance of the garden. The angel had a sword of fire to guard the way to the tree of life.

APPLY

SAY: *When the serpent tricked Eve, he asked her, "Did God really say, 'You can't eat from any tree in the garden'?" (Gen. 3:1). He was tricking Eve; and then he lied and told her that she would not die if she ate the fruit. Since Adam and Eve, everyone has sinned against God. Our sin separates us from God. God promised that one of Eve's descendants would put an end to sin and death. God sent His Son, Jesus, to live as Adam didn't—perfectly sinless. God the Son came into the world to rescue people from sin and bring them back to God.*

GOING DEEPER

Complete pages 8-9 in your Home Edition Workbook. Guide your child to follow the instructions to complete each activity.

Review the Family Discussion Starters and this week's memory verse together.

REVIEW QUESTIONS

Explain that you will read some statements about the Bible story. Children should consult Genesis 3 to determine whether the statement is true or false. If the statement is false, guide them to find the truth from the text.

God told Adam that he could eat from any of the trees in the garden except for two. *False, except for one tree—the tree of the knowledge of good and evil (Gen. 2:16-17)*

God told Adam he would die if he ate from the tree of the knowledge of good and evil. *True (Gen. 2:17)*

A salamander tricked Eve into eating from the tree. *False, it was the serpent (Gen. 3:1-4)*

When Adam and Eve ate the fruit, they went blind. *False, they saw that they were naked (Gen. 3:7)*

In the evening, Adam and Eve heard God digging in the garden. *False, they heard Him walking (Gen. 3:8)*

When Adam and Eve heard God in the garden, they hid among the trees. *True (Gen. 3:8)*

Eve blamed the serpent. *True (Gen. 3:13)*

God promised that one of Eve's descendants would destroy the serpent. *True (Gen. 3:15)*

God told Adam and Eve they could live in the garden of Eden forever. *False, He sent them out of the garden (Gen. 3:23)*

BIBLE NOTEBOOK: Rescuer

SAY: *Think of a time you did something wrong. What was your punishment? Write about or draw a picture of how you felt on one side of the page. The Bible says we deserve punishment for our sin, but Jesus came to rescue us so our sins could be forgiven! How does this good news make you feel? On the other side of the page, draw or write about how thankful and happy you are for what Jesus did for you.*

Add this page to the Bible notebook.

WEDNESDAY AT A GLANCE

LESSON TITLE: Cain and Abel

BIBLE PASSAGE: Genesis 4:1-16; 25-26

CHRIST CONNECTION: Since Adam and Eve, everyone has sinned against God. Our sin separates us from God. God promised that one of Eve's descendants would put an end to sin and death. God sent His Son, Jesus, to live as Adam didn't—perfectly sinless. God the Son came into the world to rescue people from sin and bring them back to God.

BIG PICTURE QUESTION: What is sin? Sin is breaking God's law, and sin separates people from God.



PREPARE TO TEACH: R.S.V.P.

Imagine Adam and Eve's joy as their family grew. With each birth, maybe Eve hoped that this son would be the one to end the curse of sin, to crush the head of the snake. (Gen. 3:15) But as her sons Cain and Abel grew up, she and Adam probably witnessed with grief how sin affected their own children. Cain was not the Promised One, and neither was Abel.

When they were grown, Cain and Abel each had jobs. Abel was a shepherd, caring for his flocks of animals. Cain worked the ground as a farmer. One day, they each presented an offering to the Lord. God accepted Abel's offering, but He did not accept Cain's.

God warned Cain about sin, and told him what he needed to do to be accepted. Then Cain and Abel went out into the field, and Cain killed Abel. God knew what Cain did, and He punished him. God sent Cain away from the land to wander the earth.

Some time later, Eve gave birth to another son. She named this baby Seth. Seth was not the Promised One either, but Jesus would come from Seth's descendants. (See Luke 3:23-38.)

As you teach, help kids develop an awareness of the deep effects of sin. Then point them to the future hope—the hope we now realize—in Jesus Christ. Generation after generation, God's people lived with an expectant hope. Could this son be the One? And for many generations, they faced the reality of sin. No one was good enough.

Every baby was born a sinner—like his parents and like Adam and Eve. Still, the people hoped. At just the right time, God would send His Son to save sinners. (Heb. 11:13; Gal. 4:4) God always keeps His promises.

BEGIN: PREPARING THEIR HEARTS

Guide children to talk about a time someone else got something they wanted. How did they feel? Were they jealous or happy for the other person?

SAY: *Remember Adam and Eve? Today we are going to learn about two of their sons. Their names were Cain and Abel. They were also affected by sin.*

READ: RECEIVING HIS WORD

Read Genesis 4:1-16; 25-26 aloud from your Bible or read the Bible story below.

After **Adam and Eve** left the garden of Eden, they **had a son named Cain and another son named Abel**. Both Cain and Abel were sinners because of Adam and Eve's sin. **Abel became a shepherd, and Cain worked the ground** by growing plants and crops.

One day, Cain gave God an offering of some of the produce he grew. Abel gave God some of the firstborn of his flock. God accepted Abel's offering, but He did not accept Cain's offering.

Cain was furious. God asked Cain why he was so angry. God told Cain that if he would do what is right, his offering would be accepted. **God warned Cain that sin was crouching at the door, waiting to control Cain if he did not do what is right.**

"Sin wants to control you," God said. "But you must control it."

Then Cain invited Abel to go out into the field. While they were in the field, Cain killed his brother.

God asked Cain, "Where is your brother Abel?"

"I don't know," said Cain. "Is it my job to look after him?"

But **God knew what had happened. He said to Cain, "What have you done?"**

God punished Cain. God told Cain that he would spend the rest of his life wandering the earth. If Cain tried to work the ground, nothing would grow for him. Cain would not have a home; he would have nowhere to rest.

"This punishment is too much!" Cain said. "If I have to leave this land and wander the earth, whoever finds me will kill me!"

So God put a mark on Cain to protect him so that whoever found him would not kill him. **Then Cain left the land and went to live in Nod**, a land to the east of Eden.

God gave Adam and Eve another son. They named him Seth. Adam and Eve's family grew. Seth grew up and had a son named Enosh (EE nahsh). **Around this time, people began to call on the name of the Lord.**

APPLY

SAY: *Adam and Eve must have been overjoyed when their sons were born. They had been cast out of Eden, but God had given them sons. Maybe Eve wondered if Cain or Abel was the one God promised would put an end to sin and death. But did Cain or Abel obey God perfectly or save the world from sin? No! Cain and Abel were sinners, just like their parents. How do you think Cain felt when God made him a wanderer? (Allow for answers.) Cain deserved discipline, but God was gracious to him. God put a mark on Cain so that no one would kill him. God gave Adam and Eve another son named Seth. Seth was not the Promised One, either. Seth was a sinner like his parents and his brothers. When their children had families, they all sinned too. But here were people who trusted God to keep His promise. And God did. At just the right time, God sent His Son Jesus into the world to save sinners.*

GOING DEEPER

Watch the Bible story and Discussion Starter videos “Cain and Abel” together.

Lead your kids to discuss a time they were punished for doing something they shouldn't have. Were they sorry for what they had done, or sorry that they were being punished?

SAY: *God had warned Cain, “Sin wants to control you, but you must control it.” The desire to sin is strong, and it wants to control us too. On our own, we have no power over sin. We are not strong enough to put an end to sin. But when we trust in Jesus, He gives us power to say no to sin! [See 1 Cor. 15:57]*

REVIEW QUESTIONS

What were the names of Adam and Eve's first two sons? *Cain and Abel (Gen. 4:1-2)*

What job did Abel do? *Abel was a shepherd (Gen. 4:2)*

What job did Cain do? *Cain was a farmer (worked the ground) (Gen. 4:2)*

What did Cain and Abel bring to God as a sacrifice? *Cain brought some of the produce he grew, and Abel brought the firstborn of his flock (Genesis 4:3-4)*

Whose offering did God accept? *Abel's (Gen. 4:4)*

Whose offering did God not accept? *Cain's (Gen. 4:5)*

What did Cain do to Abel? *He killed him (Gen. 4:8)*

How did God punish Cain? *God told Cain that he would spend the rest of his life wandering the earth without rest. (Gen. 4:10-12)*

How did God show mercy to Cain even after his sin? *God put a mark on Cain to protect him (Genesis 4:15)*

What is sin? *Sin is breaking God's law, and sin separates people from God.*

SAY: *After Cain killed Abel, God confronted Cain. God said, “Where is your brother?” God knew what Cain had done, and He wanted Cain to confess. But Cain did not confess his sin. Do you think Cain felt bad for what he had done? Do you always feel sorry for doing something wrong? (Allow for answers.) God had warned Cain that sin wanted to control him but that he “must rule over it” (Gen. 4:7) The desire to sin is strong, and sin wants to control us, too. Unfortunately, we have no power over sin when we are on our own. We alone are not strong enough to conquer sin. But when we trust in Jesus, He gives us power to say no to sin! (See 1 Cor. 15:57.)*

BIBLE NOTEBOOK: Mark of Protection

Help your children understand that all sin separates us from God, but tell your children that Christians are free from our sin because of what Jesus did. However, there are still consequences for our actions. Have them write down positive and negative consequences for their actions when they are tempted to do something. Help them write out some rules that you have set for them and what will happen if they follow them versus what will happen if they don't. Tell them that even when they break the rules, you still love them, just like God showed His love to Cain when He gave him a mark of protection.



THURSDAY AT A GLANCE

LESSON TITLE: Judgment Decreed

BIBLE PASSAGE: Genesis 6:5-8

CHRIST CONNECTION: Since Adam and Eve, everyone has sinned against God. Our sin separates us from God. God promised that one of Eve's descendants would put an end to sin and death. God sent His Son, Jesus, to live as Adam didn't—perfectly sinless. God the Son came into the world to rescue people from sin and bring them back to God.

BIG PICTURE QUESTION: What is sin? Sin is breaking God's law, and sin separates people from God.

TODAY: You will need three bottles of water, one canned soft drink, three toothbrushes, one hairbrush, three baseballs, and one tennis ball.

PREPARE TO TEACH: REFLECTING THE GOSPEL

Can you imagine what it would have been like to be the first parents? No guidebooks, no advice, no walks with God in the garden. Adam and Eve entered parenthood in the wilderness, broken in their sin and separated from God. Their hope, and ours, rested in God's promise that one of Eve's offspring would crush the serpent's head. With each child they must have hoped for redemption and restoration. Even though they did not know His name, they faithfully hoped in the Promised One to come.

In today's story, we read of God's heart being deeply troubled because of sin in the world. Undoubtedly, His heart still grieves the brokenness of sin. We live in a sinful world in need of the gospel. Our world, our families, and our children are broken by sin, but we hold tightly to the promise of redemption and restoration through Jesus.

As you focus on the gospel with your kids this week, remind them of the suffering world to which we are called to reflect Jesus. We do not hide from the brokenness of culture. God calls those who are transformed by the gospel to reflect Him within the culture, to take great risks for the Kingdom, and to trust in the future hope of restoration. As you lead your child through today's lesson, remind them of the great hope of the gospel that transforms hearts to be more like Him.

BEGIN: PREPARING THEIR HEARTS

Say: *I am going to give you a bag of supplies. When I say “start,” you are going to open your bag and create a plant with the supplies inside.*

Include various items from around your house. Hand out the bags and give the start command. Kids will open the bags to find items they cannot use to make a plant. Encourage them to be creative in making something that resembles a plant from the items gathered.

SAY: *God created the world and everything in it for His glory. He made animals, plants, trees, and everything in the world for His glory. God made us to reflect His image in the world. But something went terribly wrong. Adam and Eve sinned, and then their children sinned too. Ever since Adam and Eve, everyone has been born a sinner. Sin spread through creation, and things got very bad very fast. Today's Bible story is about how God dealt with sin.*

READ: RECEIVING HIS WORD

Read Genesis 6:5-8 aloud from your Bible or read the Bible story below.

God looked at the people on earth, and it seemed like everyone was choosing sin. The sin problem started with the first people He made, Adam and Eve, and it got worse. Sin infected the entire human race. Each generation continued to sin against God. God saw that the humans He had created—the people that were supposed to glorify Him and walk with Him—were very wicked. Every thought and intention of their hearts was evil. **The Lord could not stand this or turn away.** He knew each person. He knew their hearts.

God made Adam and Eve and gave them a wonderful world to live in. The garden of Eden was perfect in every way. It was flawless, **yet when Adam and Eve chose to sin and disobey God, the world's perfection went away.** Everything the Lord had planned for them was interrupted. And generation after generation, sin continued until the Lord was truly sorrowful. The Bible says His heart was “deeply troubled.”

The Lord regretted that He had made humans, so He chose to take a radical, far-reaching action. He **decided to destroy all the people He had created along with the animals.**

God looked at each and every person, and He found only wickedness, with one exception. **There was one person who had found favor with God. His name was Noah.**

APPLY

Say: *When God looked at the earth, He saw that everyone was choosing to sin. And it's not just that people were doing wrong things; every thought they had was evil. God was sad that people had turned away from Him. **What is sin? Sin is breaking God's law, and sin separates people from God.** God is holy, and He punishes sin. So God decided to send a flood to wipe every creature off the earth. However, God chose to save Noah. The Bible says that Noah was a righteous man. Does that mean Noah was perfect? No. Did Noah ever sin? Yes. Noah was a sinner, but he loved God and trusted Him. God chose to rescue Noah by grace, not because Noah deserved to be rescued.*

GOING DEEPER

Complete pages 10-11 in your Home Edition Workbook. Review the Family Discussion Starters and this week's memory verse together.

REVIEW QUESTIONS

What is sin? *Sin is breaking God's law, and sin separates people from God.*

Why did the Lord regret that He had made man on the earth? *The Lord saw that man's wickedness was widespread on the earth and that every scheme his mind thought of was nothing but evil all the time (Gen. 6:5)*

What did God decide to do? *God decided to wipe off people and animals from the face of the earth (Gen. 6:7)*

Who found favor in the sight of the Lord? *Noah (Gen. 6:8)*

BIBLE NOTEBOOK: Prayer of Forgiveness

Remind children that sin had consequences. Sin hurts our relationship with God, and it hurts our relationships with other people, too. Prompt kids to think of someone who might feel hurt by something they have done. Have your child write that person's name in their Bible notebook. Encourage children to seek forgiveness as soon as possible. On the back of the page, lead your child to prayerfully consider if someone has wronged him and needs to be forgiven. This person may have never asked for forgiveness. Help your child to forgive them anyway, in Jesus' name, and write down their prayer of forgiveness. God forgives us, and we must forgive others because of His continued mercy and grace towards us.

SAY: *We should ask God to forgive us when we sin against Him. Everyone sins against God, and He would be right to punish us, but He loves us and sent Jesus to take the punishment we deserve for our sin. When we trust in Jesus, God forgives our sin. Sinful behavior can result in consequences that sometimes seem like punishment. The spiritual result of sin is separation from God. Only Jesus can pay the price and bring us back into fellowship with God, bridging the gap between humans and our Creator.*

IT'S FUN DAY!

Today is Fun Day! Fun Day is a chance to wrap up loose ends, work on projects, or go on a field trip. Remember, this page is not a to-do list, but rather a collection of ideas from which you are free to pick and choose.

THIS WEEK'S MEMORY VERSE

For the wages of sin is death, but the gift of God is eternal life in Christ Jesus our Lord. (Rom. 6:23)



WORKBOOK: Review pages 8-11 in your Home Edition Workbook. Show the corresponding teaching pictures and Bible Stories on page 51.

VIDEO: #3 “Sin Entered the World” and #4 “Cain and Abel”

CHOOSE A JOURNAL QUESTION

- Re-read Genesis 3:17-19. How might farming and harvesting jobs have suffered because of Adam's sin?
- Why was Cain so angry with Abel?
- What are some things you can do to improve your relationship with your siblings? Make a list, and plan on putting it into action.
- How can we respond to God's love by giving Him our best? Record and describe someone you know who exemplifies these qualities.

FIELD TRIPS/RESOURCE PEOPLE

- Visit your state capitol building or local county courthouse. (Consider checking with your local chamber of commerce to see what kinds of tours are available in your area.)
- Discuss why laws are in place for everyone's safety. Talk about how you obey laws every day: in traffic, while shopping, and while living at peace with your neighbors.
- Connect with a lawyer or a police officer who is willing to explain to your kids the details of his/her job, the importance of enforcing laws, and the system our country has for handling disobedience.

THINGS TO DO

- On Wednesday, we learned that Abel gave a sacrifice that was pleasing to God. Discuss what it means to give to God out of love. God teaches us to give back to Him of our time, our talents, and our possessions because of His love for us. God's love for us provided the greatest sacrifice in Jesus. We give generously because we love God and want to obey and worship Him with every part of our lives. Read 1 John 3:16-18 together. Pray this week about how God wants you to give generously.
- Curate a set of three homemade banks: one for saving, one for spending, and one for giving. (Use clear containers so kids can see how their money accumulates.) Encourage your child by deciding on an allowance/earnings for chores. Help your child understand that money is a resource that Christians can use to help and serve others.