

*The Amazing Power of Jesus
God's Awesome Promises
The Extraordinary Word of God*

KIDS

BIBLE STUDIES FOR LIFE®

Worship

How-to USE

KIDS

**BIBLE
STUDIES
FOR LIFE®**

Worship

Bible Studies For Life: Kids Worship enables kids to experience an interactive large-group worship in a kid-friendly setting!

Customize each session to fit the needs of your kids, leaders, and worship environment. Included are Bible stories, worship songs, videos, games, Bible verse activities, and more. There also are ideas for small group activities to use during your drop-off or pick-up times. Here's a breakdown of a suggested schedule. Adapt it to fit your time and space.

PRODUCTION NOTES

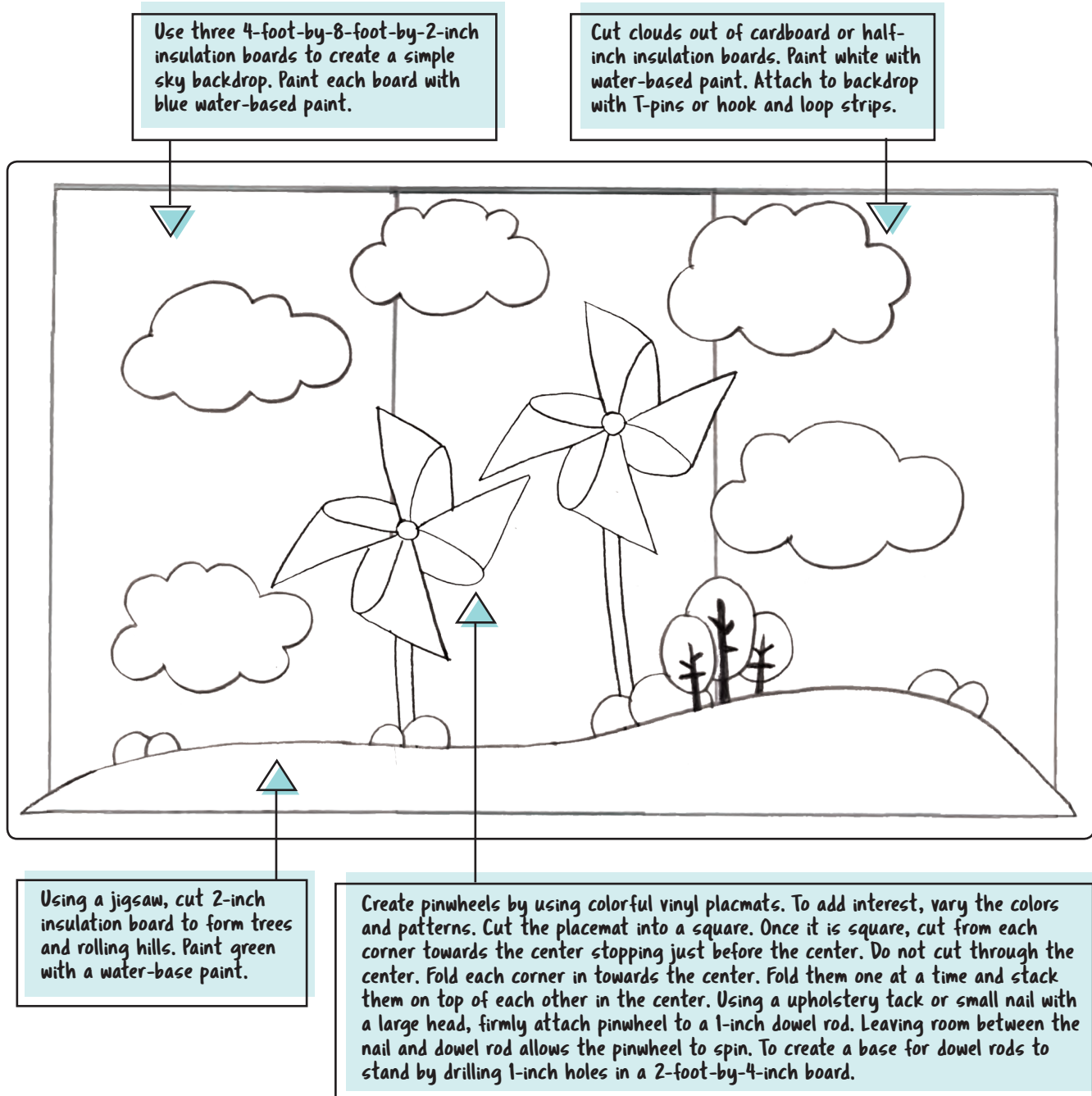
Tailor *Kids Worship* to your kids and leaders:

- For easy prep: Enlist a Worship Leader to show music videos and lead songs. Prepare the Connection Point Game and Bible Verse activity, and show the videos for the Bible Story and Connection Point Missions.
- Have an additional leader? Enlist that person to lead the Connection Point game, Bible Verse activity, and missions. Then prepare and tell the Bible Story for an interactive experience with your kids.
- Do you have musicians who would like to lead worship songs? Check out the lead sheets on the DVD-ROM or substitute your songs.
- Need easy ideas for decorating your stage area? See “Decorating Tips” in the How-To section on the DVD-ROM.

HUDDLE UPS	Optional small group activities for your drop-off or pick-up times	Small Group Leaders
COUNTDOWN VIDEO	Signals the end of Huddle Ups and beginning of worship time	Video
WORSHIP SONG	Use preselected song or choose one of your own	Video or Worship Leader/Team options
WELCOME AND PRAYER	Introduction to Bible story and Bible verse	Bible Study Leader
TRUE 2 LIFE DRAMA OR MOOSEBERRY VIDEO	Reinforces the Life Point	Video or drama script option
CONNECTION POINT GAME	Interactive game to create excitement about the day's Bible story or Life Point	Connection Point Leader
WORSHIP SONG	Use preselected song or choose one of your own	Video or Worship Leader/Team options
BIBLE STORY	Interactive Bible story	Bible Study Leader or video option
WORSHIP SONG AND OFFERING	Offering; Choose a favorite worship song	Worship Leader/Team
CONNECTION POINT BIBLE VERSE	Interactive Bible Verse activity	Connection Point Leader
CONNECTION POINT MISSIONS	Missions video and summary	Video and Connection Point Leader
REAL LIFE CONNECTIONS	Application of the Life Point to kids' lives	Bible Study Leader or video option

DECORATING TIPS

Build a thematic backdrop to create a fun and exciting worship experience for your kids.



SIMPLE IDEAS TO ENHANCE YOUR LEARNING SPACE

- Purchase small pinwheels from your local discount store. Turn a large foam cup upside down and push a pinwheel's handle through the bottom of the cup. Line your stage area with the pinwheels.
- Create large pinwheels from poster board. (See instructions above. Use a paper brad to secure the corners instead of upholstery tacks.) Tape pinwheels to the wall.
- Cut poster board into large cloud shapes. Glue batting or cotton balls to cover both sides of the shape. Use fishing line to hang the clouds from the ceiling.

SESSION 4

Jesus Walked on Water

BIBLE PASSAGE

Matthew 14:22-33

LIFE POINT

Jesus has power to do things no one else can do.

CHRIST FOCUS

Jesus is God's Son.

LEVEL OF BIBLICAL LEARNING

Jesus performed miracles because He is God's Son.

SUGGESTED USE DATE: September 22

BIBLE VERSE

Immediately Jesus reached out his hand, caught hold of him, and said to him, "You of little faith, why did you doubt?"
Matthew 14:31 (CSB)

Immediately Jesus stretched forth his hand, and caught him, and said unto him, O thou of little faith, wherefore didst thou doubt?
Matthew 14:31 (KJV)

Immediately Jesus reached out his hand and caught him. "You of little faith," he said, "why did you doubt?" Matthew 14:31 (NIV)

Jesus immediately reached out his hand and took hold of him, saying to him, "O you of little faith, why did you doubt?"
Matthew 14:31 (ESV)

Immediately Jesus stretched out His hand and caught him, and said to him, "O you of little faith, why did you doubt?"
Matthew 14:31 (NKJV)

SCHEDULE AND PROPS

Huddle Ups (Optional)

(time varies)

Supplies (for each small group):

• "Impossible Shot"—laundry basket, sheets of paper (1 per child)

• "Miracle Match"—18 index cards, marker

Countdown Video (3 minutes)

Props: none

Worship Song (3 minutes)

Props: none

Welcome and Prayer (5 minutes)

Props: none

True2Life Drama (or Mooseberry video) (3-5 minutes)

Props: pencil with eraser, large calculator, bag

Connection Point Game

(10 minutes)

Props: 3 index cards, gift bag, marker

Worship Song (3 minutes)

Props: none

Bible Story (10 minutes)

Props: Bible, lamp, access to an electrical outlet, extension cord (optional)

Worship Song and Offering

(3 minutes)

Props: lamp (optional—reuse from Bible Story)

Connection Point Bible Verse

(5-8 minutes)

Props: none

Connection Point Missions

(5-8 minutes)

Props: none

Real Life Connections

(3-5 minutes)

Props: none

MUSIC AND MEDIA

- **Countdown:** Countdown video
- **Worship Song:** "Your Amazing Power, Jesus"
- **Welcome and Prayer:** Life Point and Bible Verse slides
- **True2Life Drama:** Mooseberry Life Application video (optional)
- **Connection Point Game:** Connection Point Game slide
- **Worship Song:** "Words to Use"
- **Bible Story:** Bible Story and Christ Focus slides; Bible Story video (optional)
- **Worship Song and Offering:** Worship song of your choice
- **Connection Point Bible Verse:** Connection Point Bible Verse and Bible Verse slides
- **Connection Point Missions:** Connection Point Missions slide; "More Mountains" missions video
- **Real Life Connections:** Real Life Connections and Life Point slides; Real Life Connections video; Real Life Questions slides (optional)

HUDDLE UPS (OPTIONAL)

Huddle Ups are for churches that have a drop-off time before the session begins or a pick-up time as parents arrive at the end of the session. It's a great time for interaction with a small group leader through games, conversations, or review questions. Play the countdown video to signal the end of Huddle Ups and the beginning of the session.

- ➡ Estimated time: varies according to schedule
- ➡ Tech: none
- ➡ People: Small Group Leaders
- ➡ Supplies (for each small group):
"Impossible Shot"—laundry basket, sheets of paper (1 per child)
"Miracle Match"—18 index cards, marker

HUDDLE UP: PRE-SESSION "IMPOSSIBLE SHOT"

Prep: Place the laundry basket in the center of the play area.

- Lead kids to discuss things that are difficult, or things they believe to be impossible.
- Challenge kids to play an impossible game.
- Provide each child a sheet of paper. Tell kids to crumple the papers into balls.
- Invite a volunteer to stand anywhere he chooses. Explain he should attempt to make a shot into the basket that will be impossible for the other players. Encourage him to be creative, such as tossing with his eyes closed, over the shoulder, and so on.
- If he misses the shot, invite a new volunteer to demonstrate an impossible shot.
- If he makes the shot, invite each child to stand in the same place and attempt the same shot. If no one successfully replicates the shot, award a point to the volunteer.
- Choose a new volunteer to demonstrate an impossible shot and play again.
- Play as your time allows.
- **Leader note:** *If you have a larger group, form teams. Encourage team members to take turns so each child has an opportunity to play the game.*
- Tell kids that Jesus can do things no one else can do. Nothing is impossible for Him!

- Watch for the countdown video to signal the end of Huddle Ups. Guide your small group to join the others to begin worship.

HUDDLE UP: POST-SESSION "MIRACLE MATCH"

Prep: Write each of the following on a separate index card: turned water to wine; walked on water; stopped a storm; healed a blind man; rose from the dead; made a lame man walk; brought a dead man to life; filled empty nets with fish; healed a man's skin disease. Make 2 sets of cards. (Be sure words can not be seen from the backs of the cards.)

- Review the Life Point: **Jesus has power to do things no one else can do.**
- Ask: "Why can Jesus do miracles?" (*because Jesus is God's Son*)
- Explain that the Bible contains many accounts of Jesus doing impossible things. Suggest kids play a game to discover some of Jesus' miracles.
- Shuffle the cards and place them facedown on the floor or table in a three-by-six grid.
- Invite a child to turn over two cards. If the cards match, she may keep them. If the cards do not match, she should turn them back over.
- Alternate turns and play until kids match all the cards.
- Reshuffle the cards and play again as your time allows.
- As each child leaves, remind her that nothing is too hard for God!

COUNTDOWN VIDEO

- ➡ Estimated time: 3 minutes
- ➡ Tech: *Countdown* video
- ➡ People: none
- ➡ Props: none

(Play countdown video to signal the beginning of worship time. Kids will count aloud as they join the large group.)

WORSHIP SONG

- ➔ Estimated time: 3 minutes
- ➔ Tech: Music video, mics for singers, lights *(optional)*
- ➔ Music: “Your Amazing Power, Jesus” *(lead sheet available on DVD-ROM)* or download a worship song of your choice
- ➔ People: Worship Leader and/or Worship Team
- ➔ Props: none

WORSHIP LEADER

Hey, kids! Welcome to another day of worship! I’m so glad that you chose to be here today. Let’s get started by singing some praises together!

(Show the music video. Kids stand to sing.)

WELCOME AND PRAYER

- ➔ Estimated time: 5 minutes
- ➔ Tech: *Life Point* and *Bible Verse* slides
- ➔ People: Bible Study Leader
- ➔ Props: none

BIBLE STUDY LEADER

Are you kids ready for some crazy fun facts? I’ll read a crazy statement, and you tell me if you think the statement is true or if it is impossible. *(Read each of the following statements and lead kids to guess. Reveal the answer after kids guess.)*

- Popcorn can pop up to three feet in the air. *(true)*
- A person can live one year without food and water. *(impossible)*
- A hippo’s lips are about two feet wide. *(true)*
- An ostrich can run as fast as some horses. *(true)*
- Some apple trees produce oranges. *(impossible)*
- With lots of practice, people can walk on top of water. *(impossible)*

Those were some great guesses! God made a very interesting world, didn’t He? I never knew an ostrich could run so fast!

Some things I mentioned were impossible. There is no way a person could live a whole year without

eating or drinking water. You can’t pick oranges from an apple tree, and no matter how much you practice, you will never be able to walk on top of water. Those things are impossible!

Even though some things are impossible for people, nothing is impossible for God and His Son, Jesus.

(Show Life Point slide.)

Jesus has power to do things no one else can do.
Say that with me: **“Jesus has power to do things no one else can do.”**

Today’s Bible verse is about a time when Jesus did something impossible. Jesus walked on water! Jesus invited Peter to walk to Him on the water, but Peter became afraid and began to sink. Let’s read today’s Bible verse to hear what happened. *(Lead kids to read your preferred version.)*

(Show Bible Verse slide—select preferred version.)

BIBLE VERSE (SELECT PREFERRED VERSION):

- Immediately Jesus reached out his hand, caught hold of him, and said to him, “You of little faith, why did you doubt?” Matthew 14:31 *(CSB)*
- Immediately Jesus stretched forth his hand, and caught him, and said unto him, O thou of little faith, wherefore didst thou doubt? Matthew 14:31 *(KJV)*
- Immediately Jesus reached out his hand and caught him. “You of little faith,” he said, “why did you doubt?” Matthew 14:31 *(NIV)*
- Jesus immediately reached out his hand and took hold of him, saying to him, “O you of little faith, why did you doubt?” Matthew 14:31 *(ESV)*
- Immediately Jesus stretched out His hand and caught him, and said to him, “O you of little faith, why did you doubt?” Matthew 14:31 *(NKJV)*

Jesus caught Peter and asked him why he doubted God’s power. Jesus can do miracles because He is God’s Son. He can do things no one else can do! Let’s pray together. After we pray, help me welcome our True2Life team *(or the Mooseberry kids)*.

God, nothing is impossible for You! You put the stars in the sky, spun the earth into orbit, and created every living thing! Thank You for sending Jesus to be

our Savior. Please help us to trust You when things are difficult. In Jesus' name we pray, amen.

TRUE2LIFE DRAMA

- ➡ Estimated time: 3-5 minutes
- ➡ Tech: *Mooseberry Life Application* video (optional)
- ➡ People: Katherine and Jack (teen-aged friends)
- ➡ Props: pencil with eraser, large calculator, bag

Jack and Katherine enter. Jack carries each of the prop items inside a bag.

Katherine: What's in the bag, Jack?

Jack: Katherine, I'm not just Jack. (dramatically) I'm Jack the Amazing!

Katherine: (confused) Uh, OK. So what's in the bag, Jack the Amazing?

Jack: I'm so glad you asked. (reaches in bag and pulls out the pencil) I can turn this wooden pencil into rubber.

Katherine: I can't wait to see it.

Jack holds the pencil by the eraser and shakes it at just the right speed so it appears to become made of bendable rubber. (Note: Practice to get the speed just right.)

Katherine: Wow! How'd you do that?

Jack: Well, after all, I AM Jack the Amazing! (Returns pencil to the bag and pulls out the calculator.) Now I, Jack the Amazing, shall make this calculator speak to you.

Katherine: No way. If you can do that then you really are amazing.

Jack: I'll need your help, Katherine. Are you ready?

Katherine: Sure, I guess so.

Jack: (hands calculator to Katherine) Listen very carefully. To make the calculator speak to you, put in the following super-amazing numbers: 0.7734. (Note: Be sure to include the decimal. Also, some calculators use different numerical fonts. Check

that your calculator reads HELLO when turned upside down.)

Katherine inputs the numbers.

Jack: Have you entered the code?

Katherine: Yes, but I don't hear anything. Are you SURE this calculator will speak to me?

Jack: (shocked) Do you question the amazingness of Jack the Amazing? Turn the calculator upside down and see its message to you.

Katherine: (turns calculator upside down) Look! It says, "Hello."—Jack! You are amazing!

Jack: I'm really not amazing. I'm just Jack. I can show you how to do these tricks later, but do you know who really is amazing?

Katherine: Let me guess. Jesus?

Jack: Of course, Katherine! Jesus has the power to do things no one else can do.

Katherine: You're right, Jack. Jesus really is amazing. Jesus is God's Son, and nothing is impossible for Him!

Jack: Hey, do you want to see another trick?

Katherine: Sure!

Jack: OK, watch carefully as Jack the Amazing beats you to the kitchen for a snack! (Jack runs off stage.)

Katherine: Jack! Wait for me! (Katherine runs after Jack.)

(END SCENE)

CONNECTION POINT GAME

- ➡ Estimated time: 10 minutes
- ➡ Tech: *Connection Point Game* slide
- ➡ Music: Fun music of your choice
- ➡ People: Connection Point Leader, 4 kids
- ➡ Props: 3 index cards, gift bag, marker

GAME INSTRUCTIONS:

- Write each of the following words on a separate index card: clap, stomp, hop.
- Place the cards inside a gift bag.
- Invite 4 kids to play. Form pairs.
- Teach the following pattern to the players: clap, clap, stomp, hop. Allow pairs to practice the pattern a few times.
- Invite Pair A to draw a card from the bag. Challenge the pair to perform the pattern, adding the new action to the end. (For example, if the pair draws “stomp,” they should perform: clap, clap, stomp, hop, stomp.) If Pair A is successful, place the card back in the bag and play passes to Pair B.
- Guide Pair B to draw a card, perform the pattern (including the action added by Pair A), and add their new action to the end of the sequence. (For example, if the pair draws “hop,” they should perform: clap, clap, stomp, hop, stomp, hop.)
- Continue alternating turns until it is impossible for a pair to remember the pattern. The first pair to break the pattern forfeits the game.
- **Leader note:** Kids may remember longer sequences than you expect! Keep a sheet of paper and a pen handy to take notes.

CONNECTION POINT LEADER

(Show Connection Point Game slide.)

I need four kids who are really great at remembering things to play our game. Is anyone up for a challenge? (Choose four kids. Form pairs.)

Today’s game requires you to remember a pattern. To help you get started, we will learn the first part of the pattern together. Watch what I do, and then we will do it together. (Perform the action as you say each word.) The pattern begins: clap, clap, stomp, hop. Now, you try. (Lead players to repeat the pattern.) Great job!

One pair will draw an action card from this bag. You and your partner must perform the pattern we just learned and add the new action to the end. For example, if you draw the word *stomp*, you would perform: clap, clap, stomp, hop, stomp.

Each team will take turns drawing a card and adding to the pattern. The first pair to break the pattern will lose the game.

Does everyone understand how to play? (Answer any questions and play the game.)

I am impressed! It got really difficult to remember everything in the correct order! Sometimes things are difficult. Maybe you don’t know what to do about a big problem or maybe you aren’t sure how to help someone who is sick. You can know that nothing is too difficult for Jesus. He can do things that no one else can do!

During our Bible story we will hear about a time when Jesus did something that was more than just difficult. It was impossible! Let’s sing together, and then we will hear what happened.

WORSHIP SONG

- ➡ Estimated time: 3 minutes
- ➡ Tech: Music video, mics for singers, lights (optional)
- ➡ Music: “Words to Use” (lead sheet available on DVD-ROM) or download a worship song of your choice
- ➡ People: Worship Leader and/or Worship Team
- ➡ Props: none

WORSHIP LEADER

In Matthew 19:26, Jesus told His disciples that all things are possible with God. That means there is no problem too big for God to help. Aren’t you glad that God helps us and hears our prayers? Let’s sing and praise Him together.

(Show the music video.)

(Lead kids to sit as song ends.)

BIBLE STORY

- ➔ Estimated time: 10 minutes
- ➔ Tech: *Christ Focus* and *Bible Story* slides; *Notebook Bible Story* video (optional)
- ➔ People: Bible Story Leader
- ➔ Props: Bible, lamp, access to an electrical outlet, extension cord (optional)

Option 1: Use the suggested props and tell the following Bible story.

Option 2: Play the *Notebook Bible Story* video.

Option 3: Do you use *Bible Studies for Life: Kids™* curriculum in another discipleship hour? Wish you could emphasize the same Life Point and Bible verse without retelling the same Bible story? No problem! Check out the “Optional Bible Stories” on the DVD-ROM. (Please note: “Optional Bible Stories” are not reflected on the *One Conversation™* pages.)

BIBLE STUDY LEADER

(Show Bible Story slide.)

(Display the lamp for kids to see. Lamp should be unplugged.) What do you think will happen when I turn the switch on this lamp? (Allow for responses.) You’re right. The lamp should turn on. Let’s try it. (Turn the power switch and act surprised that nothing happened.)

Why didn’t the lamp come on when I turned the switch? (Allow for responses.) The lamp didn’t come on because it isn’t connected to a power source. If I connect the lamp to electricity, (plug lamp into an outlet) the lamp will turn on. (Turn on lamp.)

The lamp can’t give light without being connected to power, but did you know that God doesn’t need a power source? God IS the power! Jesus is God’s Son, and He performed miracles through the power of God. A *miracle* is “an unusual event that only God or Jesus can cause to happen.” Listen as I tell you a Bible story about a time when Jesus did something amazing!

One day Jesus told His disciples to get into a boat and cross over to the other side of the sea. The disciples set sail right away, but Jesus stayed behind to dismiss the crowd of people who had been

listening to Him teach. After Jesus sent the crowd home, He went up on a mountain. Jesus stayed there by Himself and prayed until late at night.

(Open Bible and read Matthew 14:24-25.)

Meanwhile, the boat was already some distance from land, battered by the waves, because the wind was against them. Jesus came toward them walking on the sea very early in the morning.

Did you hear how Jesus came to the disciples? He walked on the water! The disciples were terrified! They didn’t realize it was Jesus walking toward them. In fact, they were so scared that they thought they had seen a ghost!

(Open Bible and read Matthew 14:27-29.)

Immediately Jesus spoke to them. “Have courage! It is I. Don’t be afraid.”

“Lord, if it’s you,” Peter answered him, “command me to come to you on the water.”

He said, “Come.”

Peter climbed out of the boat and began walking on the water toward Jesus! When Peter saw the strength of the wind, he became afraid and began to sink. He cried out for Jesus to help him.

(Open Bible and read Matthew 14:31-32.)

Immediately Jesus reached out his hand, caught hold of him, and said to him, “You of little faith, why did you doubt?”

When they got into the boat, the wind ceased. Then those in the boat worshiped him (Jesus) and said, “Truly you are the Son of God.”

(Show Christ Focus slide.)

When the disciples saw Jesus’ power, they realized that He was God’s Son and worshiped Him. The disciples followed Jesus while He was on the earth and saw Him do many other miraculous things. After Jesus died and rose again, the disciples told people all over the world about Jesus.

Jesus still has power to do miracles today. We can worship Jesus like the disciples did. We can thank Jesus for the many ways He cares for us and praise Him for His mighty power.

WORSHIP SONG AND OFFERING

- ➔ Estimated time: 3 minutes
- ➔ Tech: mics for singers, lights (*optional*)
- ➔ Music: Use a favorite song or download a worship song of your choice.
- ➔ People: Worship Leader and/or Worship Team
- ➔ Props: lamp (*optional—reuse from Bible Story*)

WORSHIP LEADER

We can trust Jesus even when something seems impossible. Let's pray and thank God for His amazing power.

God, we are amazed by Your power, and we are thankful that You have power over our lives, too. When things seem hard or impossible, please remind us that You have power over all things and will help us. Thank You for the way You care for us. We love You. In Jesus' name we pray, amen.

Optional Giving Segment:

It's time to give an offering. Our offerings help people all over the world learn that Jesus is God's Son. If you would like to give an offering today, ...

(Give your own directions for how the kids can give their offerings. Place the lamp used during the Bible story on a table and invite kids to come forward to place their offerings underneath. Remind kids that God has power over all things. After collecting the offering, guide kids to stand for the remainder of the worship song.)

CONNECTION POINT BIBLE VERSE

- ➔ Estimated time: 5-8 minutes
- ➔ Tech: *Connection Point Bible Verse* and *Bible Verse* slides
- ➔ People: Connection Point leader, all kids
- ➔ Props: none

ACTIVITY INSTRUCTIONS:

- *Select your preferred version of the Bible verse.*
- *Invite kids to read the verse with you.*
- *Lead kids to say the Bible verse together. Explain that when kids say: "Jesus reached out his hand," each person should quickly join hands*

with a partner and finish the verse together.

- *Guide kids to say the verse again. This time each pair should join hands with another pair and complete the Bible verse.*
- *Continue as your time allows or until the whole group joins hands.*

BIBLE VERSE

(SELECT PREFERRED VERSION):

- Immediately Jesus reached out his hand, caught hold of him, and said to him, "You of little faith, why did you doubt?" Matthew 14:31 (CSB)
- Immediately Jesus stretched forth his hand, and caught him, and said unto him, O thou of little faith, wherefore didst thou doubt? Matthew 14:31 (KJV)
- Immediately Jesus reached out his hand and caught him. "You of little faith," he said, "why did you doubt?" Matthew 14:31 (NIV)
- Jesus immediately reached out his hand and took hold of him, saying to him, "O you of little faith, why did you doubt?" Matthew 14:31 (ESV)
- Immediately Jesus stretched out His hand and caught him, and said to him, "O you of little faith, why did you doubt?" Matthew 14:31 (NKJV)

CONNECTION POINT LEADER

(Show Connection Point Bible Verse slide.)

Let's read today's Bible verse together. *(Lead kids to say your preferred version.)*

(Show Bible Verse slide—your preferred version.)

Earlier, we talked about what was happening in this verse. Do you remember where Jesus was when He said these words? *(standing on the water)* Whom did Jesus reach out and catch? *(Peter)*

Peter doubted God's power and began to sink. When Jesus safely delivered Peter back to the boat, the disciples worshiped Jesus and said that He was God's Son.

Let's work together to learn today's Bible verse.

(Invite kids to stand. Lead the activity.)

CONNECTION POINT MISSIONS

- ➔ Estimated time: 5-8 minutes
- ➔ Tech: *Connection Point Missions* slide, “*More Mountains*” missions video
- ➔ People: Connection Point leader
- ➔ Props: none

CONNECTION POINT LEADER

(Show Connection Point Missions slide and play the “More Mountains” missions video immediately following the Connection Point Bible Verse activity.)

The missionaries in Africa have many more mountains and villages to visit so they can tell people about Jesus. The video said that although the missionaries do not know every mountain and village, God does! Let’s pray for the people in Africa to hear about Jesus and believe He is God’s Son.

Would one of you like to lead us to pray? *(Invite a child to lead the group to pray. If no one volunteers, provide a few moments of quiet for kids to pray silently, then voice a prayer yourself or invite an adult volunteer to pray.)*

God, we pray for the people who live in the mountains and villages of Africa. We ask that You would send missionaries to tell these people about Jesus. We pray that many Africans would come to know Jesus as Savior and choose to follow Your plan for their lives. In Jesus’ name we pray, amen.

REAL LIFE CONNECTIONS

- ➔ Estimated time: 3-5 minutes
- ➔ Tech: *Real Life Connections* and *Life Point* slides; *Real Life Connections* video; *Real Life Questions* slides (*optional*); microphone to take to individuals in group (*optional*)
- ➔ People: Bible Study Leader
- ➔ Props: none

Option 1: Show the *Real Life Connections* video.

Option 2: Use the text below to lead a conversation with your kids about today’s Bible story and *Life Point*. Show the *Real Life Questions* slides and lead your kids to discuss each question.

BIBLE STUDY LEADER

(Show Real Life Connections slide.)

Have you ever needed help with a problem? ... Like a REALLY BIG problem? Sometimes we need to ask for help! Let’s find out what YOU do when you have a big problem.

(Use the Real Life Questions slides to lead your kids in a discussion. Slide questions are listed below for your convenience.)

- *Whom do you talk to when you need help?*
- *Tell about a time when you had a problem and needed help.*
- *How has God helped you when you had a problem?*
- *How do you know that Jesus can help you?*

(Show Life Point slide.)

Jesus has power to do things no one else can do. Say that with me: **“Jesus has power to do things no one else can do.”**

Those were some great answers! We all have problems, don’t we? In today’s Bible verse we learned that Peter had a really big problem! Peter was sinking, and he needed Jesus’ help. Jesus grabbed hold of Peter and took him safely to the boat. Whew!

Did you know that God will help you, too? Psalm 46:1 tells us that God is a helper who is always there for us in times of trouble. That’s good news, isn’t it? And, you know what? There is no problem that’s too big for God! We can always trust that God can handle anything!

This week remember to pray and ask God for help. God loves you, and He has the power to help! I look forward to seeing you again next time! Be sure to come again and bring a friend!

Leader note: *If you plan to utilize the post-session Huddle Up, dismiss kids to their small groups.*

UNIT 1. THE AMAZING POWER OF JESUS



HUDDLE UPS

SESSION 4

Jesus Walked on Water

BIBLE PASSAGE

Matthew 14:22-33

LIFE POINT

Jesus has power to do things no one else can do.

Print a copy of this page for each small group leader.

HUDDLE UP: PRE-SESSION

"IMPOSSIBLE SHOT"

- ➡ *Supplies: laundry basket, sheets of paper (1 per child)*
- ➡ *Prep: Place the laundry basket in the center of the play area.*
- Lead kids to discuss things that are difficult, or things they believe to be impossible.
- Challenge kids to play an impossible game.
- Provide each child a sheet of paper. Tell kids to crumple the papers into balls.
- Invite a volunteer to stand anywhere he chooses. Explain he should attempt to make a shot into the basket that will be impossible for the other players. Encourage him to be creative, such as tossing with his eyes closed, over the shoulder, and so on.
- If he misses the shot, invite a new volunteer to demonstrate an impossible shot.
- If he makes the shot, invite each child to stand in the same place and attempt the same shot. If no one successfully replicates the shot, award a point to the volunteer.
- Choose a new volunteer to demonstrate an impossible shot and play again.
- Play as your time allows.
- **Leader note:** *If you have a larger group, form teams. Encourage team members to take turns so each child has an opportunity to play the game.*
- Tell kids that Jesus can do things no one else can do. Nothing is impossible for Him!
- Watch for the countdown video to signal the end of Huddle Ups. Guide your small group to join the others to begin worship.

HUDDLE UP: POST-SESSION

"MIRACLE MATCH"

- ➡ *Supplies: 18 index cards, marker*
- ➡ *Prep: Write each of the following on a separate index card: turned water to wine; walked on water; stopped a storm; healed a blind man; rose from the dead; made a lame man walk; brought a dead man to life; filled empty nets with fish; healed a man's skin disease. Make 2 sets of cards. (Be sure words can not be seen from the backs of the cards.)*
- Review the Life Point: **Jesus has power to do things no one else can do.**
- Ask: "Why can Jesus do miracles?" (*because Jesus is God's Son*)
- Explain that the Bible contains many accounts of Jesus doing impossible things. Suggest kids play a game to discover some of Jesus' miracles.
- Shuffle the cards and place them facedown on the floor or table in a three-by-six grid.
- Invite a child to turn over two cards. If the cards match, she may keep them. If the cards do not match, she should turn them back over.
- Alternate turns. Play until kids match all the cards.
- Reshuffle the cards. Play again as your time allows.
- As each child leaves, remind her that nothing is too hard for God!

UNIT 1. THE AMAZING POWER OF JESUS



TRUE2LIFE DRAMA

SESSION 4

Jesus Walked on Water

BIBLE PASSAGE

Matthew 14:22-33

LIFE POINT

Jesus has power to do things no one else can do.

Print a copy of this page for each actor. Use during rehearsals and preparation time.

- ➔ Estimated time: 3-5 minutes
- ➔ People: Katherine and Jack (*preteen friends*)
- ➔ Props: pencil with eraser, large calculator, bag

Jack and Katherine enter. Jack carries each of the prop items inside a bag.

Katherine: What's in the bag, Jack?

Jack: Katherine, I'm not just Jack. (*dramatically*) I'm Jack the Amazing!

Katherine: (*confused*) Uh, OK. So what's in the bag, Jack the Amazing?

Jack: I'm so glad you asked. (*reaches in bag and pulls out the pencil*) I can turn this wooden pencil into rubber.

Katherine: I can't wait to see it.

Jack holds the pencil by the eraser and shakes it at just the right speed so it appears to become made of bendable rubber. (Note: Practice to get the speed just right.)

Katherine: Wow! How'd you do that?

Jack: Well, after all, I AM Jack the Amazing! (*Returns pencil to the bag and pulls out the calculator.*) Now I, Jack the Amazing, shall make this calculator speak to you.

Katherine: No way. If you can do that then you really are amazing.

Jack: I'll need your help, Katherine. Are you ready?

Katherine: Sure, I guess so.

Jack: (*hands calculator to Katherine*) Listen very carefully. To make the calculator speak to you, put in the following super-amazing numbers: 0.7734. (**Note:** Be sure to include the decimal. Also, some calculators use different numerical fonts. Check

that your calculator reads HELLO when turned upside down.)

Katherine inputs the numbers.

Jack: Have you entered the code?

Katherine: Yes, but I don't hear anything. Are you SURE this calculator will speak to me?

Jack: (*shocked*) Do you question the amazingness of Jack the Amazing? Turn the calculator upside down and see its message to you.

Katherine: (*turns calculator upside down*) Look! It says, "Hello."—Jack! You are amazing!

Jack: I'm really not amazing. I'm just Jack. I can show you how to do these tricks later, but do you know who really is amazing?

Katherine: Let me guess. Jesus?

Jack: Of course, Katherine! Jesus has the power to do things no one else can do.

Katherine: You're right, Jack. Jesus really is amazing. Jesus is God's Son, and nothing is impossible for Him!

Jack: Hey, do you want to see another trick?

Katherine: Sure!

Jack: OK, watch carefully as Jack the Amazing beats you to the kitchen for a snack! (*Jack runs off stage.*)

Katherine: Jack! Wait for me! (*Katherine runs after Jack.*)

(END SCENE)

UNIT 1. THE AMAZING POWER OF JESUS

OPTIONAL BIBLE STORY

SESSION 4

Jesus Raises Lazarus

BIBLE PASSAGE

John 11:1-45

LIFE POINT

Jesus has power to do things no one else can do.



This optional Bible story is provided for customers who use Bible Studies for Life: Kids™ curriculum in another discipleship hour. This Bible story allows you the flexibility to emphasize the same Life Point and Bible verse without retelling the same Bible story. (Please note: Neither the One Conversation™ pages nor the Notebook Bible Story video reflect the optional Bible stories.)

- ➔ Estimated time: 10 minutes
- ➔ Tech: Christ Focus and Bible Story slides
- ➔ People: Bible Story Leader
- ➔ Props: Bible, lamp, access to an electrical outlet, extension cord (optional)

BIBLE STUDY LEADER

(Show Bible Story slide.)

(Display the lamp for kids to see. Lamp should be unplugged.) What do you think will happen when I turn the switch on this lamp? *(Allow for responses.)* You're right. The lamp should turn on. Let's try it. *(Turn the switch and act surprised that nothing happened.)*

Why didn't the lamp come on when I turned the switch? *(Allow for responses.)* The lamp didn't come on because it isn't connected to a power source. If I connect the lamp to electricity, *(plug lamp into an outlet)* the lamp will turn on. *(Turn on lamp.)*

The lamp can't give light without being connected to power, but did you know that God doesn't need a power source? God IS the power! Jesus is God's Son, and He performed miracles through the power of God. A *miracle* is "an unusual event that only God or Jesus can cause to happen." Listen as I tell you a Bible story about a time when Jesus did something amazing!

Mary, Martha, and their brother Lazarus all lived in Bethany. When Lazarus got sick, Mary and Martha sent a message to Jesus, asking Him to come.

When Jesus got the message from Mary and Martha, He told His disciples that the sickness would be for God's glory. Jesus did not leave right away to go to Lazarus. In fact, Jesus stayed two more days in another place. Then, Jesus told His disciples that their friend, Lazarus, had died. Jesus said they

should go to Bethany.

(Open Bible and read John 11:17,21-23.)

When Jesus arrived, he found that Lazarus had already been in the tomb four days. ... Then Martha said to Jesus, "Lord, if you had been here, my brother wouldn't have died. Yet even now I know that whatever you ask from God, God will give you."

"Your brother will rise again," Jesus told her.

Martha thought Jesus was talking about the end of time. Jesus told Martha that whoever believes in Him will live with Him forever.

(Open Bible and read John 11:26-27.)

[Jesus said] "Everyone who lives and believes in me will never die. Do you believe this?"

"Yes, Lord," she (Martha) told him, "I believe you are the Messiah, the Son of God, who comes into the world."

Then Martha and Mary took Jesus to Lazarus's tomb. Jesus ordered the men to remove the stone from the door of the tomb. Jesus prayed aloud to God and then said in a loud voice, "Lazarus, come out!"

(Open Bible and read John 11:44.)

The dead man came out bound hand and foot with linen strips and with his face wrapped in a cloth. Jesus said to them, "Unwrap him and let him go."

Many of the Jews who saw Lazarus come out of the tomb believed that Jesus was God's Son.

(Show Christ Focus slide.)

Jesus is God's Son, and He can do things that no one else can do. Martha told Jesus that she believed He was God's Son, and many people who saw the miracle also believed. Jesus has the power to do all things—even raise the dead. Jesus wanted to help people know that He is the Savior.

Jesus still has power to do miracles today. We can believe that Jesus is God's Son, and we can praise Him for His mighty power.

BIBLE STUDIES FOR LIFE®

Worship

1

CONVERSATION

Jesus Walked on Water

MATTHEW 14:22-33

Jesus had just fed a crowd of over 5,000 people with five loaves and two fish. (Matthew 14:17-21) When that busy day ended, Jesus sent His disciples ahead of Him in their boat, and He sent the people home. Then Jesus went up on a mountain by Himself to pray.

When evening came, Jesus was alone, and the boat was a long way from the land. The wind blew so hard that big waves beat against the boat. Early in the morning Jesus began to walk on the water toward the boat.

When the disciples saw someone walking on the water, they cried out in terror.

"It's a ghost!" they shouted.

Immediately, Jesus spoke to them. "It is I. Don't be afraid."

Peter called out, "Lord, if it's You, command me to walk to You on the water."

Jesus said, "Come!"

Peter climbed out of the boat and walked on the water toward Jesus. But when Peter felt the wind, he was afraid and began to sink. Peter cried out, "Lord, save me!"

Immediately, Jesus reached out His hand and caught Peter. Jesus said, "You have little faith. Why did you doubt?"

As soon as Peter and Jesus climbed in the boat, the wind stopped. The disciples in the boat worshiped Jesus and said, "Truly, You are the Son of God."

WEEKLY BIBLE VERSE: Matthew 14:31

LIFE POINT: Jesus has power to do things no one else can do.



THE BIBLE MEETS LIFE

Parents, your child heard that Jesus can do things no one else can do. Jesus was able to walk on water and do other miracles because He is God's Son.

LIVE IT OUT

Talk with your child about some of his favorite Bible stories about Jesus. Discuss what Jesus was teaching about His nature through these stories. Explain that because Jesus was fully God, He did miracles. He wants us to know and believe He still can perform miracles.

LEVEL OF BIBLICAL LEARNING

Jesus performed miracles because He is God's Son.

DAILY BIBLE READING

Sunday: John 14:31

Monday: Mark 9:23

Tuesday: Luke 5:15

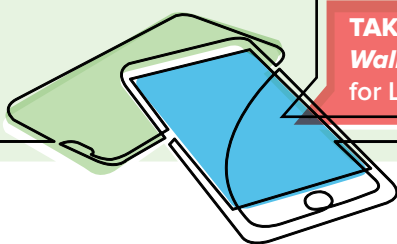
Wednesday: John 2:11

Thursday: Acts 3:16

Friday: Matthew 19:26

Saturday: Luke 18:27

TAKE IT FURTHER: Check out the *Jesus Walked on Water* section of the Bible Studies for Life: Kids Family App.



KIDS


BIBLE STUDIES FOR LIFE

Worship

UNIT 1: THE AMAZING POWER OF JESUS

Session 4: Jesus Walked on Water





**Life
POINT**


**Jesus has power to
do things no one else
can do.**



Bible **VERSE**

Immediately Jesus
reached out his hand,
caught hold of him,
and said to him,
“You of little faith, why
did you doubt?”

Matthew 14:31 (CSB)






Bible **VERSE**

Immediately Jesus stretched forth his hand, and caught him, and said unto him, O thou of little faith, wherefore didst thou doubt?

Matthew 14:31 (KJV)






Bible **VERSE**

Immediately Jesus reached out his hand and caught him. “You of little faith,” he said, “why did you doubt?”

Matthew 14:31 (NIV)






Bible **VERSE**

Jesus immediately reached out his hand and took hold of him, saying to him, “O you of little faith, why did you doubt?”

Matthew 14:31 (ESV)

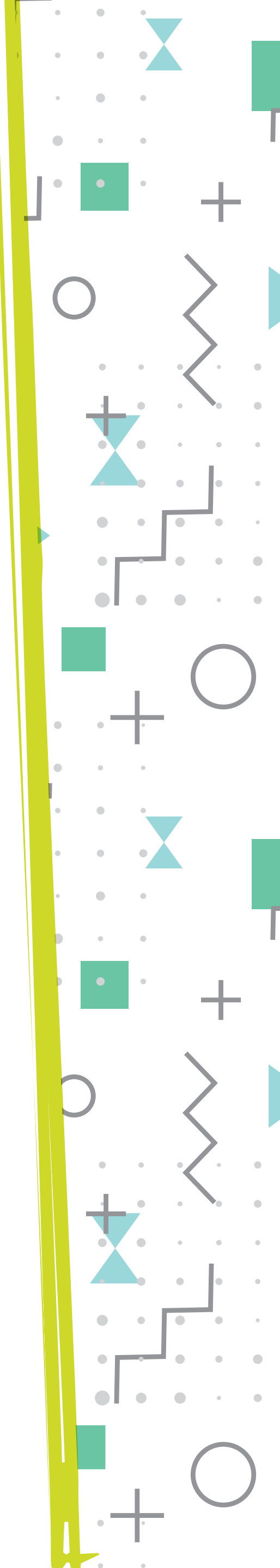




Bible **VERSE**

Immediately Jesus stretched out His hand and caught him, and said to him, “O you of little faith, why did you doubt?”

Matthew 14:31 (NKJV)






CONNECTION POINT GAME

Bible STORY

JESUS WALKED ON WATER

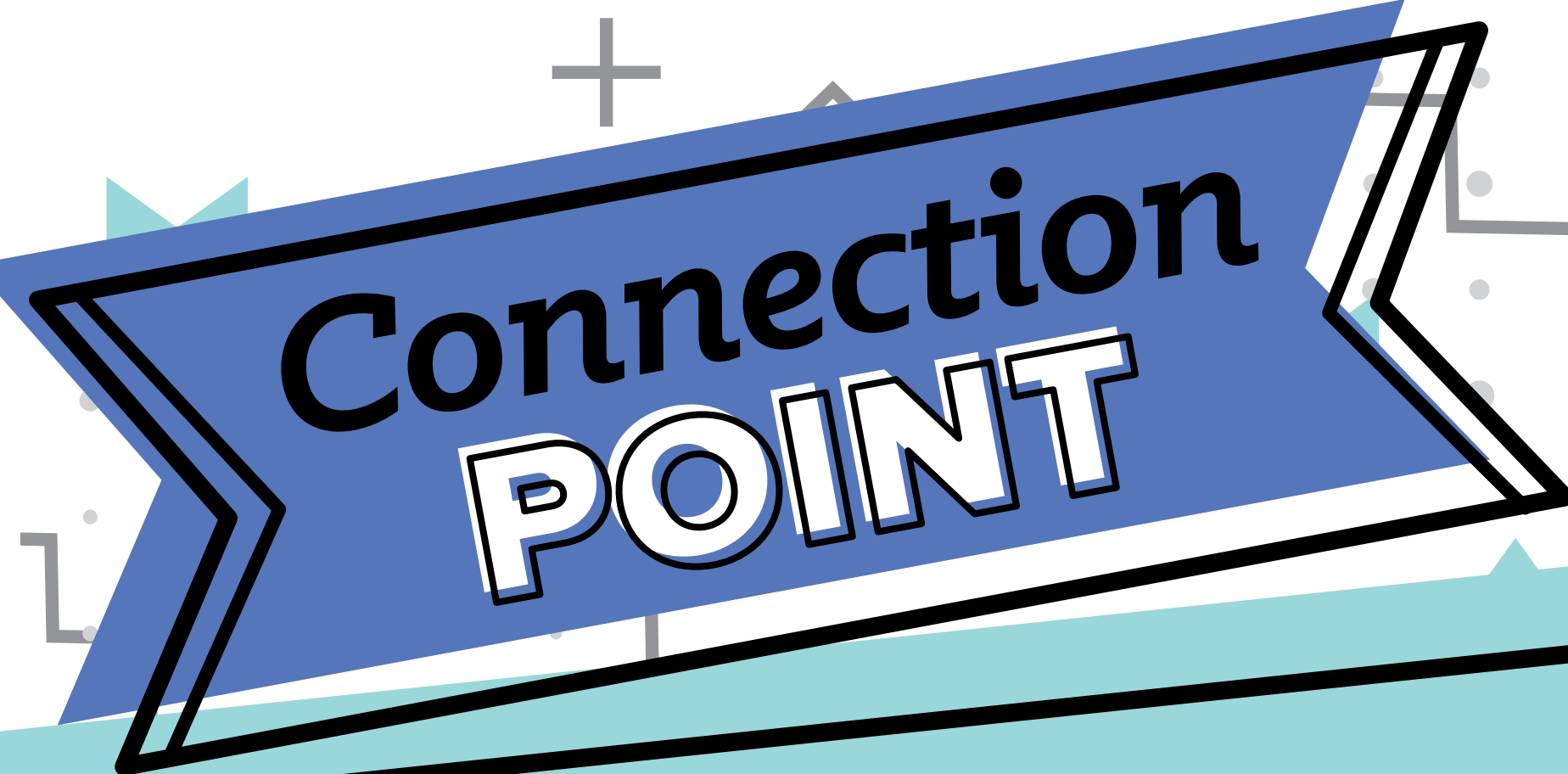
Matthew 14:22-33



The background features a light blue diagonal band. Above and below this band are white areas filled with various geometric patterns: small grey dots, thin grey lines forming zig-zags and squares, and larger grey shapes like circles, plus signs, and triangles. A blue banner with a black border is positioned in the top left corner.

**Christ
FOCUS**

Jesus is God's Son.



CONNECTION POINT


BIBLE VERSE




CONNECTION POINT MISSIONS

WORSHIP


REAL LIFE CONNECTIONS




**Whom do you talk to
when you need help?**



**Tell about a time when
you had a problem and
needed help.**



**How has God helped
you when you had
a problem?**



**How do you know that
Jesus can help you?**