

*The Amazing Power of Jesus  
God's Awesome Promises  
The Extraordinary Word of God*

KIDS

# BIBLE STUDIES FOR LIFE®

Worship

# How-to USE

KIDS

**BIBLE  
STUDIES  
FOR LIFE®**

Worship

***Bible Studies For Life: Kids Worship*** enables kids to experience an interactive large-group worship in a kid-friendly setting!

Customize each session to fit the needs of your kids, leaders, and worship environment. Included are Bible stories, worship songs, videos, games, Bible verse activities, and more. There also are ideas for small group activities to use during your drop-off or pick-up times. Here's a breakdown of a suggested schedule. Adapt it to fit your time and space.

## PRODUCTION NOTES

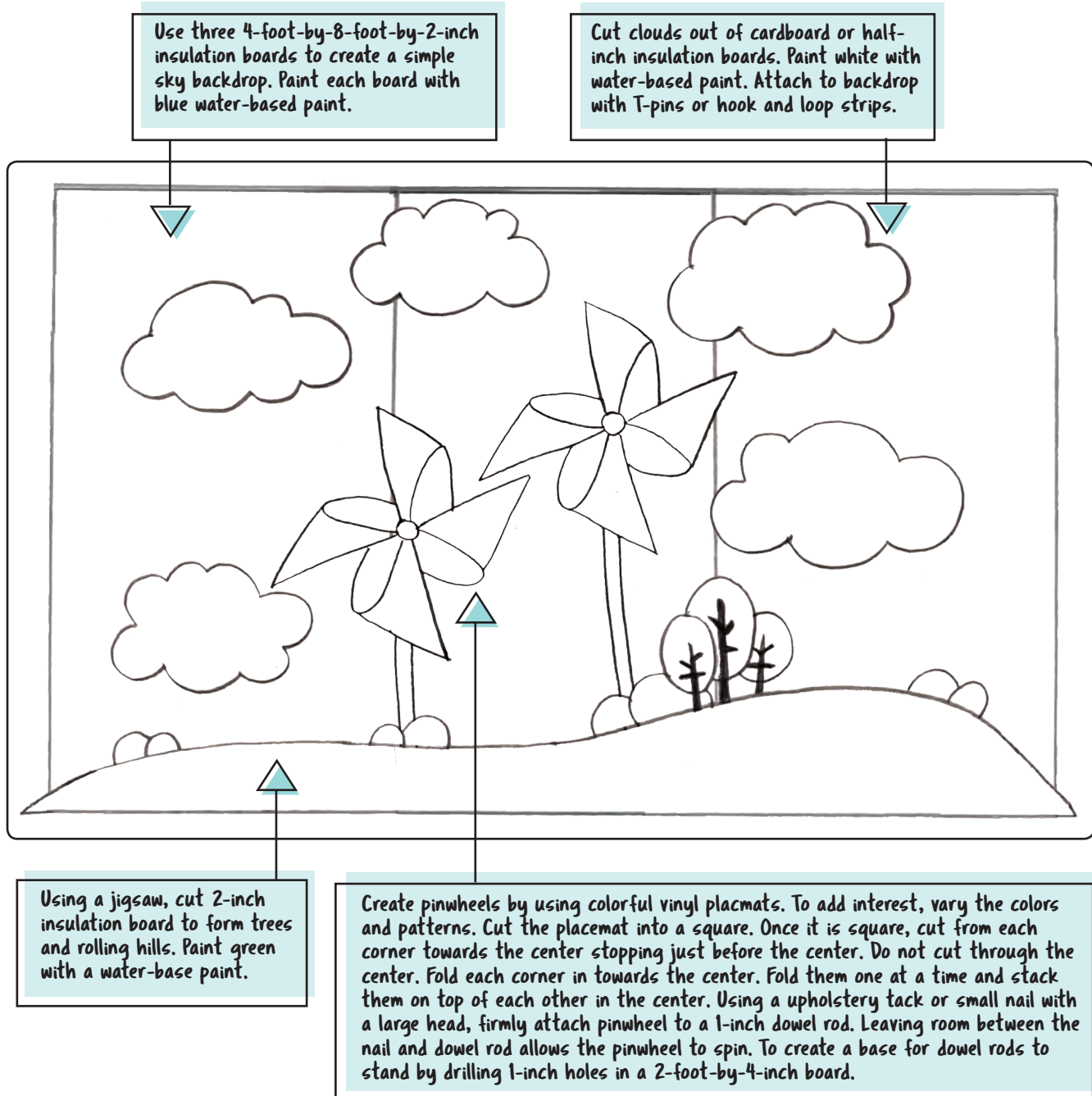
Tailor *Kids Worship* to your kids and leaders:

- For easy prep: Enlist a Worship Leader to show music videos and lead songs. Prepare the Connection Point Game and Bible Verse activity, and show the videos for the Bible Story and Connection Point Missions.
- Have an additional leader? Enlist that person to lead the Connection Point game, Bible Verse activity, and missions. Then prepare and tell the Bible Story for an interactive experience with your kids.
- Do you have musicians who would like to lead worship songs? Check out the lead sheets on the DVD-ROM or substitute your songs.
- Need easy ideas for decorating your stage area? See "Decorating Tips" in the How-To section on the DVD-ROM.

<b>HUDDLE UPS</b>	Optional small group activities for your drop-off or pick-up times	Small Group Leaders
<b>COUNTDOWN VIDEO</b>	Signals the end of Huddle Ups and beginning of worship time	Video
<b>WORSHIP SONG</b>	Use preselected song or choose one of your own	Video or Worship Leader/Team options
<b>WELCOME AND PRAYER</b>	Introduction to Bible story and Bible verse	Bible Study Leader
<b>TRUE 2 LIFE DRAMA OR MOOSEBERRY VIDEO</b>	Reinforces the Life Point	Video or drama script option
<b>CONNECTION POINT GAME</b>	Interactive game to create excitement about the day's Bible story or Life Point	Connection Point Leader
<b>WORSHIP SONG</b>	Use preselected song or choose one of your own	Video or Worship Leader/Team options
<b>BIBLE STORY</b>	Interactive Bible story	Bible Study Leader or video option
<b>WORSHIP SONG AND OFFERING</b>	Offering; Choose a favorite worship song	Worship Leader/Team
<b>CONNECTION POINT BIBLE VERSE</b>	Interactive Bible Verse activity	Connection Point Leader
<b>CONNECTION POINT MISSIONS</b>	Missions video and summary	Video and Connection Point Leader
<b>REAL LIFE CONNECTIONS</b>	Application of the Life Point to kids' lives	Bible Study Leader or video option

## DECORATING TIPS

Build a thematic backdrop to create a fun and exciting worship experience for your kids.



## SIMPLE IDEAS TO ENHANCE YOUR LEARNING SPACE

- Purchase small pinwheels from your local discount store. Turn a large foam cup upside down and push a pinwheel's handle through the bottom of the cup. Line your stage area with the pinwheels.
- Create large pinwheels from poster board. (See instructions above. Use a paper brad to secure the corners instead of upholstery tacks.) Tape pinwheels to the wall.
- Cut poster board into large cloud shapes. Glue batting or cotton balls to cover both sides of the shape. Use fishing line to hang the clouds from the ceiling.

## SESSION 3

Jesus Healed a Man Born Blind

### BIBLE PASSAGE

John 9:1-34

### LIFE POINT

Jesus has power to meet people's needs.

### CHRIST FOCUS

Jesus met people's need for a Savior.

### LEVEL OF BIBLICAL LEARNING

Jesus transformed people through His love.

**SUGGESTED USE DATE:** September 15

## BIBLE VERSE

The kingdom of God is not a matter of talk but of power.

1 Corinthians 4:20 (CSB)

The kingdom of God is not in word, but in power.

1 Corinthians 4:20 (KJV)

The kingdom of God is not a matter of talk but of power.

1 Corinthians 4:20 (NIV)

The kingdom of God does not consist in talk but in power.

1 Corinthians 4:20 (ESV)

The kingdom of God is not in word but in power.

1 Corinthians 4:20 (NKJV)

## SCHEDULE AND PROPS

### Huddle Ups (optional)

(time varies)

Supplies (for each small group):

- "Needs vs. Wants"—2 hula hoops, masking tape, 2 gift bags, 24 index cards, 2 markers (red and blue)
- "Jumbo Crossword"—markers, sticky notes

5 chenille stems, 5 bandannas or blindfolds, table, timer

### Worship Song (3 minutes)

Props: none

### Bible Story (10 minutes)

Props: Bible, photos of your family or friends

### Worship Song and Offering

(3 minutes)

Props: none

### Connection Point Bible Verse

(5-8 minutes)

Props: timer (reuse from Connection Point Game)

### Connection Point Missions

(5-8 minutes)

Props: none

### Real Life Connections

(3-5 minutes)

Props: none

### Countdown Video (3 minutes)

Props: none

### Worship Song (3 minutes)

Props: none

### Welcome and Prayer (5 minutes)

Props: none

### True2Life Drama (or Mooseberry video) (3-5 minutes)

Props: none

### Connection Point Game

(10 minutes)

Props: O-shaped cereal,

## MUSIC AND MEDIA

- **Countdown:** Countdown video
- **Worship Song:** "Your Amazing Power, Jesus"
- **Welcome and Prayer:** Life Point and Bible Verse slides
- **True2Life Drama:** Mooseberry Life Application video (optional)
- **Connection Point Game:** Connection Point Game slide; fun music of your choice
- **Worship Song:** "Words to Use"
- **Bible Story:** Bible Story and Christ Focus slides; Notebook Bible Story video (optional)
- **Worship Song and Offering:** Worship song of your choice
- **Connection Point Bible Verse:** Connection Point Bible Verse and Bible Verse slides
- **Connection Point Missions:** Connection Point Missions slide; "The Hauns in Ghana" missions video
- **Real Life Connections:** Real Life Connections and Life Point slides; Real Life Connections video; Real Life Questions slides (optional)

## **HUDDLE UPS (OPTIONAL)**

Huddle Ups are for churches that have a drop-off time before the session begins or a pick-up time as parents arrive at the end of the session. It's a great time for interaction with a small group leader through games, conversations, or review questions. Play the countdown video to signal the end of Huddle Ups and the beginning of the session.

- ➡ Estimated time: varies according to schedule
- ➡ Tech: none
- ➡ People: Small Group Leaders
- ➡ Supplies (*for each small group*):  
 "Needs vs. Wants"—2 hula hoops, masking tape,  
 2 gift bags, 24 index cards, 2 markers (*red and blue*)  
 "Jumbo Crossword"—markers, sticky notes

### **HUDDLE UP: PRE-SESSION "NEEDS VS. WANTS"**

*Prep: Use a red marker to write each of the following words on a separate index card: food, water, shelter, air, clothing, phone, computer, baseball, skateboard, book, electricity, television. Use a blue marker to make a second set. Place each set in a separate gift bag. Tape a start line to the floor. Place the hoops on the opposite side of the play area. Label 1 hoop NEEDS, and the other hoop WANTS.*

- Lead kids to discuss the one item they most want.
- Ask: "What is the difference between a need and a want?" (*Needs are things a person must have to live. Wants are things a person would like to have but are not necessary.*)
- Form two teams. Instruct each team to form a line behind the tape.
- Place a gift bag on the floor next to each team.
- Draw attention to the hoops. Note that one hoop is labeled *NEEDS* and the other is labeled *WANTS*.
- Invite the first player on each team to draw a card from the bag, run to place the card in the correct hoop, race back to his team, and tag the next player.
- Continue the relay until kids classify all the cards. Award the team with the most correct answers as the winner. In the event of a tie, the team that finished the relay first is the winner.

- Collect the cards and return each set to the gift bags. Play again as your time allows.
- Tell kids that today they will hear Jesus has the power to meet people's needs.
- Watch for the countdown video to signal the end of Huddle Ups. Guide your small group to join the others to begin worship.
- **Answer key:** Needs—food, water, shelter, air, clothing; Wants—phone, computer, baseball, skateboard, book, electricity, television.

### **HUDDLE UP: POST-SESSION "JUMBO CROSSWORD"**

*Prep: none*

- Review the Life Point: **Jesus has power to meet people's needs.**
- Ask: "How did Jesus meet the needs of people in today's Bible story?"
- Guide kids to discuss ways Jesus has met their own needs. Be prepared to share a testimony from your own life.
- On separate sticky notes, write each letter of the word *JESUS*. Stick the letters side-by-side on a focal wall.
- Provide sticky notes and markers for the children. Suggest they think of words from the Bible story to add to the crossword. Explain that the words must have at least one letter in common. (*For example, on separate sticky notes write the letters H, A, L. Using an E in JESUS, attach the new letters to the wall vertically to spell HEAL.*)
- Continue adding words to the puzzle as your time allows. If kids exhaust their ideas, begin a new puzzle. Suggest kids think of needs or wants to add to the crossword.
- As each child leaves, remind her that Jesus has power to meet her needs.

## **COUNTDOWN VIDEO**

- ➔ Estimated time: 3 minutes
- ➔ Tech: *Countdown* video
- ➔ People: none
- ➔ Props: none

*(Play countdown video to signal the beginning of worship time. Kids will count aloud as they join the large group.)*

## **WORSHIP SONG**

- ➔ Estimated time: 3 minutes
- ➔ Tech: Music video, mics for singers, lights *(optional)*
- ➔ Music: “Your Amazing Power, Jesus” *(lead sheet available on DVD-ROM)* or download a worship song of your choice
- ➔ People: Worship Leader and/or Worship Team
- ➔ Props: none

### **WORSHIP LEADER**

Nice countdown, kids! Let’s begin by each of you finding three friends and giving them a high-five. *(Allow kids to respond.)* It makes me excited to be here with my friends to worship Jesus! Help me sing, “Your Amazing Power, Jesus.”

*(Show the music video. Kids stand to sing.)*

## **WELCOME AND PRAYER**

- ➔ Estimated time: 5 minutes
- ➔ Tech: *Life Point* and *Bible Verse* slides
- ➔ People: Bible Study Leader
- ➔ Props: none

### **BIBLE STUDY LEADER**

Have you ever needed help? Tell me about a time you needed help. *(Allow for responses.)* I need help all the time! Sometimes I need help carrying groceries or understanding a Bible verse. Other times, I need help reaching something that’s on the top shelf. It’s good to have family and friends who can help when we have a need!

I love my friends and family, but they can’t help me with ALL of my needs. There are some needs that only Jesus can meet. Today we will hear a Bible story about a person whom no one could help. The problem seemed impossible, but we know that nothing is too hard for Jesus!

*(Show Life Point slide.)*

**Jesus has power to meet people’s needs.** Say that with me: **“Jesus has power to meet people’s needs.”**

Jesus healed people and controlled nature! He even rose back to life after dying on the cross! Jesus did more than just talk about God’s power. Jesus showed us God’s power by doing amazing things!

*(Show Bible Verse slide—select preferred version.)*

Let’s say today’s Bible verse together. *(Lead kids to read your preferred version of the Bible verse.)*

### **BIBLE VERSE (SELECT PREFERRED VERSION):**

- The kingdom of God is not a matter of talk but of power. 1 Corinthians 4:20 *(CSB)*
- The kingdom of God is not in word, but in power. 1 Corinthians 4:20 *(KJV)*
- The kingdom of God is not a matter of talk but of power. 1 Corinthians 4:20 *(NIV)*
- The kingdom of God does not consist in talk but in power. 1 Corinthians 4:20 *(ESV)*
- The kingdom of God is not in word but in power. 1 Corinthians 4:20 *(NKJV)*

I’m glad Jesus did more than just talk about God’s power. He showed us God’s power by meeting the needs of people. Jesus loves people, and He loves you! Jesus can meet your needs just like He met the needs of people in the Bible.

Let’s pray together and thank God for meeting our needs. After we pray, let’s check in with our True2Life team *(or the Mooseberry kids)*.

*God, thank You for loving us and for meeting our needs. There is none like You! Please remind us to talk to You about our needs and thank You when You provide for us. We praise You for Your goodness toward people. In Jesus’ name we pray, amen.*

## TRUE2LIFE DRAMA

- ➔ Estimated time: 3-5 minutes
- ➔ Tech: *Mooseberry Life Application* video (optional)
- ➔ People: Katherine and Jack (teen-aged friends)
- ➔ Props: none

*Katherine and Jack enter.*

**Jack:** Hey, Katherine. I noticed you have a new math teacher.

**Katherine:** Yes, Mrs. Mitchell had a baby.

**Jack:** I thought she had a baby a long time ago—like before the summer.

**Katherine:** She did. Jack, she found out that her baby is blind.

**Jack:** Blind? You mean the baby can't see?

**Katherine:** Yeah. It is so sad.

**Jack:** That IS sad.

**Katherine:** Mrs. Mitchell wrote a note to the class and told us she wouldn't be at school for awhile.

**Jack:** Wow. I guess the Mitchell's baby boy will grow up a lot different than us.

**Katherine:** Maybe, but maybe not. He'll have different challenges than we do, but he'll understand life in a way we never will. In fact, some of the greatest musicians and authors throughout history were blind!

**Jack:** (surprised) Really? I didn't know that, Katherine.

**Katherine:** Today there is help for people who can't see. Braille is a way to read with your fingertips, and there is technology that allows the blind to use computers, cell phones, and appliances!

**Jack:** Cool! I've seen guide dogs that help people get around, too.

**Katherine:** That's right, Jack! (thinking) I remember a Bible story about a time when Jesus helped a man who was blind. I think I'll share that story with Mrs. Mitchell.

**Jack:** I think that would be a great thing to do!

**Katherine:** I want Mrs. Mitchell to know that nothing is too hard for Jesus.

**Jack:** You're right, Katherine. Jesus has power to meet people's needs.

(They exit.)

(END SCENE)

## CONNECTION POINT GAME

- ➔ Estimated time: 10 minutes
- ➔ Tech: *Connection Point Game* slide
- ➔ Music: Fun music of your choice
- ➔ People: Connection Point Leader, 5 kids
- ➔ Props: O-shaped cereal, 5 chenille stems, 5 bandannas or blindfolds, table, timer

### GAME INSTRUCTIONS:

- Invite 5 kids to play.
- Guide players to stand behind the table.
- Give each player a chenille stem.
- Place a handful of cereal in front of each player.
- Blindfold each player.
- Give players 1 minute to thread cereal pieces onto the chenille stems.
- Count the number of cereal pieces on each chenille stem. Declare the player with the most as the winner.
- **Leader note:** If exposure to food allergens is a concern, use pony beads instead of cereal pieces.

### CONNECTION POINT LEADER

(Show Connection Point Game slide.)

Today's game is challenging! I need five kids who are quick and careful! (Choose five kids. Provide each player a handful of cereal and a chenille stem.)

Players, your challenge is to thread cereal pieces onto your chenille stem. You will have one minute to thread as many cereal pieces as you can. At the end of one minute the player with the most will be the winner.

There are just two more things you need to know before we play. First, be careful. The cereal pieces will break and fall off the stem if you aren't gentle. Second, you must complete this challenge while blindfolded! (*Blindfold each player.*)

OK, players! Are you ready to play? (*Answer any questions and play the game. Encourage the audience to cheer for the contestants. Play fun music while the players compete. Declare a winner.*)

Great job, everyone! Today's game reminds me of two different times when Jesus provided for people's needs. The cereal reminds me about a time when Jesus fed a hungry crowd using only five loaves of bread and two fish! The blindfolds remind me of when Jesus healed a man who was blind.

Jesus has power to meet people's needs. After we sing another song together, we will hear about someone who needed Jesus' help.

## **WORSHIP SONG**

- ➔ Estimated time: 3 minutes
- ➔ Tech: Music video, mics for singers, lights (*optional*)
- ➔ Music: "Words to Use" (*lead sheet available on DVD-ROM*) or download a worship song of your choice
- ➔ People: Worship Leader and/or Worship Team
- ➔ Props: none

## **WORSHIP LEADER**

First Peter 5:7 says that we can trust God with all of our worries and problems because He cares about us! Aren't you glad God loves you and wants to help you? Let's praise Him together!

(*Show the music video.*)

(*Lead kids to sit as song ends.*)

## **BIBLE STORY**

- ➔ Estimated time: 10 minutes
- ➔ Tech: *Christ Focus* and *Bible Story* slides; *Notebook Bible Story* video (*optional*)
- ➔ People: Bible Story Leader
- ➔ Props: Bible, photos of your family or friends

**Option 1:** Use the suggested props and tell the following Bible story.

**Option 2:** Play the *Notebook Bible Story* video.

**Option 3:** Do you use *Bible Studies for Life: Kids™* curriculum in another discipleship hour? Wish you could emphasize the same Life Point and Bible verse without retelling the same Bible story? No problem! Check out the "Optional Bible Stories" on the DVD-ROM. (Please note: "Optional Bible Stories" are not reflected on the *One Conversation™* pages.)

## **BIBLE STUDY LEADER**

(*Show Bible Story slide.*)

I brought some photos of my family and friends to share with you today. My family and friends are very special to me. (*Show a few photos. Introduce the person in the photo and tell a way the person has helped you. For example, your spouse helps run errands or your friend drives your kids to school.*)

I am thankful for the people God put in my life. They help me, encourage me, and pray for me. I am most thankful for my Friend, Jesus. Jesus loves me, and He helps me in ways that no one else can. In fact, today's Bible story is about a time that Jesus helped when no one else could. Let's hear it now.

One day Jesus and His disciples passed by a man who had been born blind. The disciples asked Jesus why the man was blind. They thought the man or his parents must have sinned. They believed God was punishing the man by making him blind.

(*Open Bible and read John 9:3.*)

**"Neither this man nor his parents sinned," Jesus answered. "This came about so that God's works might be displayed in him."**

Jesus explained that the man had done nothing wrong. In fact, Jesus said that people would see

God's power because of the man's blindness. Then Jesus did something strange. He spit on the ground and made mud with some dirt. Jesus put the mud on the man's eyes and told him to go wash in the pool of Siloam.

The blind man obeyed Jesus. He went to the pool, washed, and opened his eyes. The man could see! The people in town were confused.

*(Open Bible and read John 9:8-11.)*

**His neighbors and those who had seen him before as a beggar said, "Isn't this the one who used to sit begging?"**

**Some said, "He's the one."**

**Others were saying, "No, but he looks like him."**

**He kept saying, "I'm the one."**

**So they asked him, "Then how were your eyes opened?"**

**He answered, "The man called Jesus made mud, spread it on my eyes, and told me, 'Go to Siloam and wash.' So when I went and washed I received my sight."**

The people brought the man to the Pharisees *(the religious leaders)*. The Pharisees asked lots of questions and demanded to know how the man was healed. The man explained that Jesus made him well.

The Pharisees did not believe the man. They called the man's parents and questioned them, too! The Pharisees did not understand how a miracle like this could happen. They did not believe that Jesus was God's Son. They kept asking the man questions and began arguing amongst themselves.

*(Open Bible and read John 9:30a,32-33.)*

**"This is an amazing thing!" the man told them ... Throughout history no one has ever heard of someone opening the eyes of a person born blind. If this man were not from God, he wouldn't be able to do anything."**

The Pharisees refused to believe and sent the man away.

Jesus didn't do miracles to show off or to make Himself look better than others. Jesus transformed

people through His love. He did miracles to show people God's power and to meet their needs.

*(Show Christ Focus slide.)*

Most importantly, Jesus met people's greatest need—the need for a Savior. Even though Jesus did many amazing things, He knew that everyone needed God's forgiveness from sin. *(Hold up photos.)* Your friends and family can't help with that problem. Only Jesus can meet your need for God's forgiveness and salvation.

Have you asked Jesus to be your Savior? That's a really big and important choice. If you would like to talk to a leader about what it means to become a Christian, be sure to find a leader before you leave today. We would love to help you understand how God sent Jesus to be your Savior! That's something everyone needs!

## **WORSHIP SONG AND OFFERING**

- ➡ Estimated time: 3 minutes
- ➡ Tech: mics for singers, lights *(optional)*
- ➡ Music: Use a favorite song or download a worship song of your choice.
- ➡ People: Worship Leader and/or Worship Team
- ➡ Props: none

## **WORSHIP LEADER**

We heard very good news today. Jesus met people's need for a Savior! God will help you know when it is time to accept His gift of salvation. If you have questions about what it means for Jesus to be your Savior, or if you are ready to follow Jesus now, find a leader as we sing. Your leader can talk to you, pray with you, or help answer your questions. Let's bow our heads and pray together.

*Jesus, thank You for coming to the earth and providing for our greatest need—YOU! Thank You for being the Savior and making a way for people to be forgiven of sin. We pray for our friends and family who need to accept your gift of salvation. Please help them believe that You are God's Son and teach them to follow You. In Jesus' name we pray, amen.*

### *Optional Giving Segment:*

It's time to give an offering. Some of the money people give at church helps others hear that Jesus met people's need for a Savior. If you would like to give an offering today, ...

*(Give your own directions for how the kids can give their offerings. Be sure to speak one-on-one with any child who has questions about salvation. After collecting the offering, guide kids to stand for the remainder of the worship song.)*

## **CONNECTION POINT BIBLE VERSE**

- ➔ Estimated time: 5-8 minutes
- ➔ Tech: *Connection Point Bible Verse* and *Bible Verse* slides
- ➔ People: Connection Point leader, all kids
- ➔ Props: timer (*reuse from Connection Point Game*)

### **ACTIVITY INSTRUCTIONS:**

- *Select your preferred version of the Bible verse.*
- *Invite kids to read the verse with you.*
- *Quickly form 2 groups: listeners and tellers.*
- *Set the timer for 30 seconds. Challenge tellers to tell 3 listeners the Bible verse within the allotted time.*
- *Play again. This time set the timer for 20 seconds. Emphasize that tellers must tell the Bible verse to 3 new listeners.*
- *Play a 3rd round, this time setting the timer for 10 seconds.*
- *After three rounds, guide the groups to swap roles. Listeners from the previous rounds become the tellers, and the tellers are now listeners.*
- *Play again and continue as your time allows.*

### **BIBLE VERSE (SELECT PREFERRED VERSION):**

- The kingdom of God is not a matter of talk but of power. 1 Corinthians 4:20 (CSB)
- The kingdom of God is not in word, but in power. 1 Corinthians 4:20 (KJV)
- The kingdom of God is not a matter of talk but of power. 1 Corinthians 4:20 (NIV)

- The kingdom of God does not consist in talk but in power. 1 Corinthians 4:20 (ESV)
- The kingdom of God is not in word but in power. 1 Corinthians 4:20 (NKJV)

### **CONNECTION POINT LEADER**

*(Show Connection Point Bible Verse slide.)*

*(Show Bible Verse slide.)*

Let's read today's Bible verse together. *(Lead kids to read your preferred version.)*

Paul wrote these words in a letter he sent to the church in Corinth. He wanted to remind the Christians there that they should act in ways that honor God. Paul said there is a difference between TALKING about God and OBEYING God. Paul said God's kingdom is more than a lot of talk. God's kingdom is powerful!

*(Invite kids to stand. Lead the activity.)*

## **CONNECTION POINT MISSIONS**

- ➔ Estimated time: 5-8 minutes
- ➔ Tech: *Connection Point Missions* slide, "The Hauns in Ghana" missions video
- ➔ People: Connection Point leader
- ➔ Props: none

### **CONNECTION POINT LEADER**

*(Show Connection Point Missions slide and play the "The Hauns in Ghana" missions video immediately following the Connection Point Bible Verse activity.)*

Trey and his family serve as missionaries in Ghana, Africa. Do you remember what jobs Trey's parents do in Ghana? *(Allow for responses; Trey's mom is a doctor, and his dad is a photographer and video producer.)* Trey's parents talk to people about Jesus as they work each day. They want people to know that Jesus loves them and is God's Son.

We can pray for the Hauns as they serve in Ghana. We also can pray that the people will believe that Jesus is the Savior and choose to follow Him.

Would one of you like to lead us to pray? *(Invite a child to lead the group to pray. If no one volunteers, provide a few moments of quiet for kids to pray silently, then voice a prayer yourself or invite an adult volunteer to pray.)*

*God, thank You for the work the Hauns are doing for You in Ghana. We pray that You continue to give them opportunities to tell people about Jesus. We also pray that the people who hear the good news will realize their need for a Savior and choose to follow Jesus. In Jesus' name we pray, amen.*

### **REAL LIFE CONNECTIONS**

- ➔ Estimated time: 3-5 minutes
- ➔ Tech: *Real Life Connections* and *Life Point* slides; *Real Life Connections* video; *Real Life Questions* slides (optional); microphone to take to individuals in group (optional)
- ➔ People: Bible Study Leader
- ➔ Props: none

**Option 1:** Show the *Real Life Connections* video.

**Option 2:** Use the text below to lead a conversation with your kids about today's Bible story and *Life Point*. Show the *Real Life Questions* slides and lead your kids to discuss each question.

### **BIBLE STUDY LEADER**

*(Show Real Life Connections slide.)*

Have you ever thought about the difference between things you need and things you want? It can be hard to tell the difference sometimes, especially when it's something you want really badly! Let's talk about needs, wants, and how Jesus meets our needs.

*(Use the Real Life Questions slides to lead your kids in a discussion. Slide questions are listed below for your convenience.)*

- What is something that you've **REALLY** wanted?
- What is something that people **NEED**?
- What is the difference between a need and a want?

- How has God taken care of your needs?

*(Show Life Point slide.)*

**Jesus has power to meet people's needs.** Say that with me: **"Jesus has power to meet people's needs."**

Sometimes we can get wrapped up in thinking about the things we want. Before you know it, you've got a bad case of the WANTS! God is so good to allow us to have the things we want sometimes, but He never promised that we would always get everything we wanted. God did say He would meet our needs, and every person's greatest need is Jesus.

God sent Jesus because He loves people. That means God sent Jesus for YOU! This week I hope you'll remember that Jesus has the power to meet your needs. I'll look forward to seeing you next time!

**Leader note:** *If you plan to utilize the post-session Huddle Up, dismiss kids to their small groups.*

## UNIT 1. THE AMAZING POWER OF JESUS



### HUDDLE UPS

#### SESSION 3

Jesus Healed a Man  
Born Blind

#### BIBLE PASSAGE

John 9:1-34

#### LIFE POINT

Jesus has power to  
meet people's needs.

Print a copy of this page for each small group leader.

#### HUDDLE UP: PRE-SESSION

##### "NEEDS VS. WANTS"

- ➔ *Supplies: 2 hula hoops, masking tape, 2 gift bags, 24 index cards, 2 markers (red and blue)*
- ➔ *Prep: Use a red marker to write each of the following words on a separate index card: food, water, shelter, air, clothing, phone, computer, baseball, skateboard, book, electricity, television. Use a blue marker to make a second set. Place each set in a separate gift bag. Tape a start line to the floor. Place the hoops on the opposite side of the play area. Label 1 hoop NEEDS, and the other hoop WANTS.*
- Lead kids to discuss the one item they most want.
- Ask: "What is the difference between a need and a want?" (*Needs are things a person must have to live. Wants are things a person would like to have but are not necessary.*)
- Form two teams. Instruct each team to form a line behind the tape. Place a gift bag on the floor next to each team.
- Draw attention to the hoops. Note that one hoop is labeled *NEEDS* and the other is labeled *WANTS*.
- Invite the first player on each team to draw a card from the bag, run to place the card in the correct hoop, race back to his team, and tag the next player.
- Continue the relay until kids classify all the cards. Award the team with the most correct answers as the winner. In the event of a tie, the team that finished the relay first is the winner.
- Collect the cards and return each set to the gift bags. Play again as your time allows.
- Tell kids that today they will hear Jesus has the power to meet people's needs.
- Watch for the countdown video to signal the end of Huddle Ups. Guide your small group to join the others to begin worship.
- **Answer key:** *Needs—food, water, shelter, air, clothing; Wants—phone, computer, baseball, skateboard, book, electricity, television.*

#### HUDDLE UP: POST-SESSION

##### "JUMBO CROSSWORD"

- ➔ *Supplies: markers, sticky notes*
- ➔ *Prep: none*
- Review the Life Point: **Jesus has power to meet people's needs.**
- Ask: "How did Jesus meet the needs of people in today's Bible story?"
- Guide kids to discuss ways Jesus has met their own needs. Be prepared to share a testimony from your own life.
- On separate sticky notes, write each letter of the word *JESUS*. Stick the letters side-by-side on a focal wall.
- Provide sticky notes and markers for the children. Suggest they think of words from the Bible story to add to the crossword. Explain that the words must have at least one letter in common. (*For example, on separate sticky notes write the letters H, A, L. Using an E in JESUS, attach the new letters to the wall vertically to spell HEAL.*)
- Continue adding words to the puzzle as your time allows. If kids exhaust their ideas, begin a new puzzle. Suggest kids think of needs or wants to add to the crossword.
- As each child leaves, remind her that Jesus has power to meet her needs.

## UNIT 1. THE AMAZING POWER OF JESUS

### TRUE2LIFE DRAMA

#### SESSION 3

Jesus Healed a Man  
Born Blind

#### BIBLE PASSAGE

John 9:1-34

#### LIFE POINT

Jesus has power to  
meet people's needs.

KIDS

BIBLE  
STUDIES  
FOR LIFE®

Worship

*Print a copy of this page for each actor. Use during rehearsals and preparation time.*

- ➔ Estimated time: 3-5 minutes
- ➔ People: Katherine and Jack (*preteen friends*)
- ➔ Props: none

*Katherine and Jack enter.*

**Jack:** Hey, Katherine. I noticed you have a new math teacher.

**Katherine:** Yes, Mrs. Mitchell had a baby.

**Jack:** I thought she had a baby a long time ago—like before the summer.

**Katherine:** She did. Jack, she found out that her baby is blind.

**Jack:** Blind? You mean the baby can't see?

**Katherine:** Yeah. It is so sad.

**Jack:** That IS sad.

**Katherine:** Mrs. Mitchell wrote a note to the class and told us she wouldn't be at school for awhile.

**Jack:** Wow. I guess the Mitchell's baby boy will grow up a lot different than us.

**Katherine:** Maybe, but maybe not. He'll have different challenges than we do, but he'll understand life in a way we never will. In fact, some of the greatest musicians and authors throughout history were blind!

**Jack:** (*surprised*) Really? I didn't know that, Katherine.

**Katherine:** Today there is help for people who can't see. Braille is a way to read with your fingertips, and there is technology that allows the blind to use computers, cell phones, and appliances!

**Jack:** Cool! I've seen guide dogs that help people get around, too.

**Katherine:** That's right, Jack! (*thinking*) I remember a Bible story about a time when Jesus helped a man who was blind. I think I'll share that story with Mrs. Mitchell.

**Jack:** I think that would be a great thing to do!

**Katherine:** I want Mrs. Mitchell to know that nothing is too hard for Jesus.

**Jack:** You're right, Katherine. Jesus has power to meet people's needs.

*(They exit.)*

*(END SCENE)*



## UNIT 1. THE AMAZING POWER OF JESUS



### SESSION 3

Jesus Healed People

### BIBLE PASSAGE

Matthew 8:1-13

### LIFE POINT

Jesus has power to meet people's needs.

*This optional Bible story is provided for customers who use Bible Studies for Life: Kids™ curriculum in another discipleship hour. This Bible story allows you the flexibility to emphasize the same Life Point and Bible verse without retelling the same Bible story. (Please note: Neither the One Conversation™ pages nor the Notebook Bible Story video reflect the optional Bible stories.)*

- ➔ Estimated time: 10 minutes
- ➔ Tech: *Christ Focus* and *Bible Story* slides
- ➔ People: Bible Story Leader
- ➔ Props: Bible, photos of your family or friends

### BIBLE STUDY LEADER

*(Show Bible Story slide.)*

I brought some photos of my family and friends to share with you today. My family and friends are very special to me. *(Show a few photos. Introduce the person in the photo and tell a way the person has helped you. For example, your spouse helps run errands or your friend drives your kids to school.)*

I am thankful for the people God put in my life. They help me, encourage me, and pray for me. I am most thankful for my Friend, Jesus. Jesus loves me, and He helps me in ways that no one else can. In fact, today's Bible story is about a time that Jesus helped when no one else could. Let's hear it now.

One day when Jesus came down a mountain, large crowds of people followed Him. Immediately, a man with a serious skin disease came to Jesus and knelt in front of Him.

*(Open Bible and read Matthew 8:2b-3.)*

**"Lord, if you are willing, you can make me clean."**

**Reaching out his hand, Jesus touched him, saying, "I am willing; be made clean." Immediately his leprosy was cleansed.**

Jesus continued on His way, and entered the town of Capernaum. Soon, a commander in the Roman army came to Jesus and begged for His help.

*(Open Bible and read Matthew 8:6-8)*

**"Lord, my servant is lying at home paralyzed, in terrible agony."**

**He (Jesus) said to him, "Am I to come and heal him?"**

**"Lord," the centurion replied, "I am not worthy to have you come under my roof. But just say the word, and my servant will be healed."**

The soldier said he was not worthy for Jesus to come into his house. He believed that Jesus could just say the word, and his servant would be healed. Jesus was amazed by the man's faith!

*(Open Bible and read Matthew 8:13.)*

**Then Jesus told the centurion, "Go. As you have believed, let it be done for you." And his servant was cured that very moment.**

Jesus didn't do miracles to show off or to make Himself look better than others. Jesus transformed people through His love. He did miracles to show people God's power and to meet their needs.

*(Show Christ Focus slide.)*

Most importantly, Jesus met people's greatest need—the need for a Savior. Even though Jesus did many amazing things, He knew that everyone needed God's forgiveness from sin. *(Hold up photos.)* Your friends and family can't help with that problem. Only Jesus can meet your need for God's forgiveness and salvation.

Have you asked Jesus to be your Savior? That's a really big and important choice. If you would like to talk to a leader about what it means to become a Christian, be sure to find a leader before you leave today. We would love to help you understand how God sent Jesus to be your Savior! That's something everyone needs!

# BIBLE STUDIES FOR LIFE®

Worship

# 1

## CONVERSATION

### Jesus Healed a Man Born Blind

JOHN 9:1-34

Jesus and His disciples passed a man who had been blind since he was born. The disciples asked, "Teacher, what caused this man to be blind? Did he sin? Did his parents sin?"

Jesus said, "This man is not blind because he or his parents sinned. This happened so God's power can be seen in him." Then Jesus spit on the ground, made mud with the spit, and rubbed it on the man's eyes. "Go wash in the pool of Siloam," Jesus said. The man did, and when he returned, he could see!

The man's neighbors were confused. "Isn't this the blind man?" some asked. Others said, "No, he just looks like the blind man!"

But the man said, "I'm the one!"

His neighbors asked, "How can you see?"

"The man called Jesus made some mud, spread it on my eyes, and told me to go and wash in the pool of Siloam," the man explained. "When I went and washed, I received my sight!"

The neighbors brought him to the religious leaders. The leaders were angry because the man was healed on the Sabbath. They accused Jesus of breaking the Sabbath laws and questioned how a sinner could perform such a miracle.

The religious leaders tried to question the blind man's parents, but they were afraid and said that their son was old enough to explain for himself what had happened.

They sent again for the man born blind. He said to the religious leaders, "Whether Jesus is a sinner or not I cannot say. I only know that I was blind, and now I see. If Jesus was not from God, He would not have been able to open my eyes."

The angry leaders threw the man out of the synagogue.

**WEEKLY BIBLE VERSE:** 1 Corinthians 4:20

**LIFE POINT:** Jesus has power to meet people's needs.



#### THE BIBLE MEETS LIFE

Parents, in today's Bible story your child learned that Jesus has power to meet people's needs. Jesus healed a man who had been born blind. Jesus displayed the kingdom of God by His power to help people.

#### LIVE IT OUT

Help your child look through the Bible and find miracles that Jesus performed. Make a list of each miracle and where it is in the Bible. Talk with your child about how Jesus met a need for each person or group involved in the miracle.

#### LEVEL OF BIBLICAL LEARNING

Jesus transformed people through His love.

#### DAILY BIBLE READING

**Sunday:** 1 Corinthians 4:20

**Monday:** Matthew 6:33

**Tuesday:** Ephesians 3:20

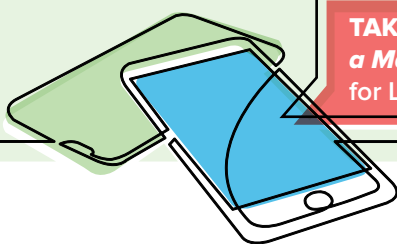
**Wednesday:** Psalm 81:10

**Thursday:** 2 Corinthians 9:10

**Friday:** 2 Corinthians 9:8

**Saturday:** 2 Peter 1:3

**TAKE IT FURTHER:** Check out the *Jesus Healed a Man Born Blind* section of the Bible Studies for Life: Kids Family App.



KIDS

# BIBLE STUDIES FOR LIFE

Worship

## UNIT 1: THE AMAZING POWER OF JESUS

*Session 3: Jesus Healed a Man Born Blind*



The background is white with a pattern of small, light gray geometric shapes including circles, squares, triangles, and lines. A large, light blue diagonal band runs from the bottom left to the top right. In the top left corner, there is a blue banner with a white border and a drop shadow.

**Life  
POINT**


**Jesus has power to  
meet people's needs.**



## ***Bible*** **VERSE**

**The kingdom of God is  
not a matter of talk but  
of power.**


*1 Corinthians 4:20 (CSB)*





**The kingdom of God  
is not in word, but  
in power.**


*1 Corinthians 4:20 (KJV)*





**The kingdom of God  
is not a matter of talk  
but of power.**

*1 Corinthians 4:20 (NIV)*






## *Bible* **VERSE**

**The kingdom of God  
does not consist in talk  
but in power.**

*1 Corinthians 4:20 (ESV)*






## *Bible* **VERSE**

**The kingdom of God  
is not in word but  
in power.**

*1 Corinthians 4:20 (NKJV)*





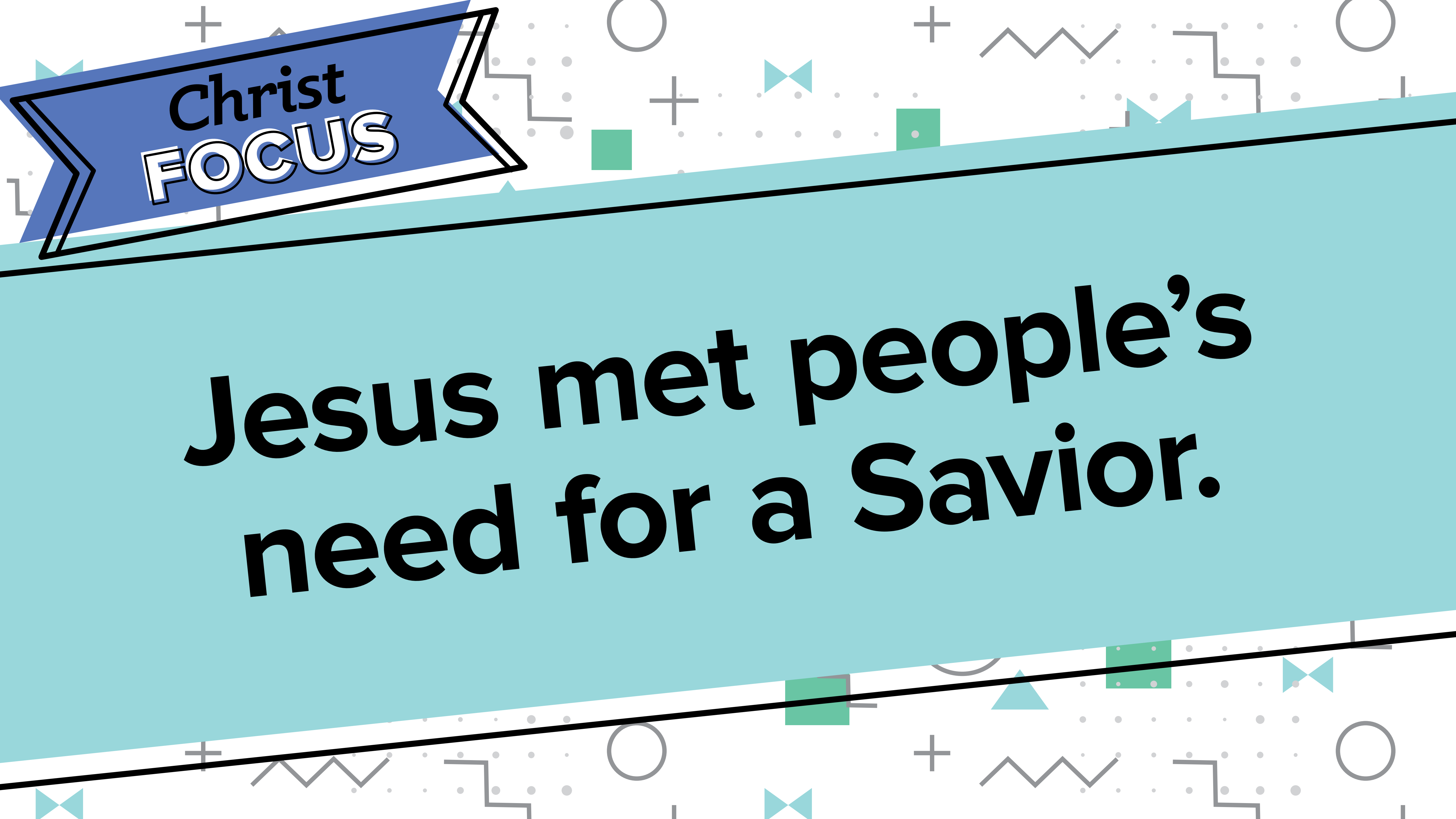
# CONNECTION POINT GAME

# Bible STORY

## JESUS HEALED A MAN BORN BLIND


*John 9:1-34*



The background features a light blue diagonal band across the center. Above and below this band are white areas filled with various geometric patterns, including small grey dots, thin grey lines forming zig-zags and squares, and larger grey outlines of circles and plus signs. A blue banner with a black border is positioned in the top left corner.

**Christ  
FOCUS**

**Jesus met people's  
need for a Savior.**



# CONNECTION POINT


## BIBLE VERSE




# CONNECTION POINT MISSIONS

**WORSHIP**


# **REAL LIFE CONNECTIONS**




**What is something that  
you've really wanted?**



**What is something that  
people need?**



**What is the difference  
between a need and  
a want?**



**How has God taken  
care of your needs?**