



BABIES

BIBLE STUDIES FOR LIFE®

JESUS IS POWERFUL
GOD'S AWESOME PROMISES
THE INCREDIBLE WORD OF GOD

KIDS LEADER GUIDE
FALL 2019

LifeWay | **Preschool**

JESUS WALKED ON WATER

JESUS



LEVEL OF BIBLICAL LEARNING

Jesus helped people because He loved them.

SCRIPTURE REFERENCE

Matthew 14:22-33

BIBLE VERSE

The people on the boat worshiped Jesus, God's Son. *Matthew 14:33*

LIFE POINT

Jesus can do things I cannot do.

SUGGESTED FOR THE WEEK OF

September 22



BIBLE STORY STATEMENTS

- » Jesus' disciples (helpers) were on a boat.
- » The wind made big waves in the water.
- » Jesus walked on the water toward the boat. Peter walked toward Jesus on the water before he got scared.
- » Jesus helped Peter. Together they got into the boat.

BIBLE WORDS TO HEAR

Jesus, Peter, boat



BIBLE PLAY & LEARN

FIND ITEMS IN BOXES

Gather: Printables: "Bible Words to Hear;" two small boxes with lids, small toy boat, scissors

Do: Place the boat in one box. Cut apart and place today's Bible Words in the other box. Place the lids on top of the boxes.

- Invite two children to play with the boxes, removing the lids.
- Comment on each item as a baby removes it from the box.
- State when the boat is uncovered: "Jesus' helpers were on a boat when they saw Jesus walking on the water toward them."
- Say the Bible story statements when looking at the Bible Words.
- Help children return the items to the boxes and replace the lids for others to play or to play again themselves.

PLAY IN A BOAT

Gather: Pack Item 3: "Bible Picture Cards 3 & 4;" Music; large, clean paper box bottom or clear plastic storage bin; clear contact plastic; tape; scissors

Do: Cut apart the Picture Cards. Cover Picture Card 4 with clear contact plastic. Tape it into the inside wall of the box or plastic bin boat. Place the box boat on the floor.

- Help babies climb into and out of the box boat.
- State: "Jesus walked on the water. Peter tried to walk on the water. Jesus helped Peter. Jesus helped people because He loved them."
- Play "There's No One Else Like Him" and "What Did Jesus Do?" as the children play.
- Point out things in the Picture Card as children sit in the box boat.

PAT A WATER MAT

Gather: Two large ziplock freezer bags, duct tape, flat plastic boats (large buttons, flat beads, tub stickers), blue food color, shallow tray with a lip like a cookie sheet

Do: Put the boat shapes into a freezer bag. Fill the bag halfway with water. Add a drop of blue food color. Squeeze excess air from the bag and seal. Place the bag inside a second bag. Seal the bag and tape shut. Lay it in the tray. Place tray on the floor.

- Invite children to come and see the items in the water mat.
- Encourage babies to pat and press the bag to make the items move.
- Remind the children that Jesus' helpers were in a boat on the water when Jesus walked out to join them.
- Say: "Peter got out of the boat and walked toward Jesus. Then he got scared. Jesus helped him. They both got into the boat."

MAKE WAVES

Gather: Pack Item 3: "Bible Picture Cards 3 & 4;" blue bath towel or blue receiving blanket, scissors

Do: Cut apart the Picture Cards.

- Sit on the floor with the babies.
- Prompt the children to help hold the edges of the towel.
- Tell: "Let's make pretend waves."
- Shake the towel with large motions to create "waves."
- Remark: "Jesus walked on the water with the big waves."
- Make the waves bigger and smaller.
- Comment: "Peter walked toward Jesus on the water. Then Peter was afraid, but Jesus helped him. They got into the boat together."
- Show Picture Card 4. Make the towel "waves" smaller and then bigger.

UNIT 1
SESSION 4

Bonus
Teaching Hour
for Babies

JESUS WALKED ON WATER



TRANSITION/GROUP TIME

BIBLE STORY STATEMENTS

- » Jesus' disciples (helpers) were on a boat.
- » The wind made big waves in the water.
- » Jesus walked on the water toward the boat. Peter walked toward Jesus on the water before he got scared.
- » Jesus helped Peter. Together they got into the boat.

BIBLE WORDS TO HEAR

Jesus, Peter, boat



ROOM

YOUR TEACHING PARTNER(S)

DATE OF USE

LEVEL OF BIBLICAL LEARNING

Jesus helped people
because He loved them.

SCRIPTURE REFERENCE

Matthew 14:22-33

BIBLE VERSE

The people on the boat
worshiped Jesus, God's
Son. *Matthew 14:33*

LIFE POINT

Jesus can do things
I cannot do.



BIBLE-LEARNING ACTIVITIES

LEARN WET AND DRY

Gather: 2 washcloths, 2 bowls, water

Do: Wet one washcloth, squeeze, fold, and place in a bowl. Place the dry washcloth in a different bowl.

- » Invite the babies to touch the washcloths.
- » State whether the cloth is wet or dry.
- » Say that the Bible story happened on the sea, which is wet.
- » Comment that Jesus walked on water but stayed dry.

SING TOGETHER WITH WATER BOTTLES

Gather: Music, clear bottles, blue food color, baby oil, water, tape

Do: Fill the bottles with water, blue food color, and oil. Screw on lids and cover with tape.

- » Give each baby a bottle. Play a song from this quarter's music choices.
- » Guide children to shake or roll their sensory bottles as the music plays.
- » Sing along and encourage children to vocalize with you.
- » Say: "Jesus can do things no one else can do. In today's story, He walked on the water."

WORK PUZZLES

Gather: Pack Item 15: "Boat Puzzles"

Hook-and-loop dots, clear contact plastic, tape, scissors

Do: Cut apart the Boat Puzzles. Laminate or cover the pieces and the frame in clear contact plastic. Place a set of hook-and-loop dots on the boat pieces and their matching frames.

- » Let babies match the boat pictures to the boat outlines. Offer assistance if needed.
- » Assist as needed while babies remove the boats and reattach them.
- » Remind children that the disciples (helpers) were in a boat on the water when Jesus walked out to meet them.

PLAY OUT THE STORY

Gather: Blue sheet, people figures, small box or toy boat

Do: Spread the sheet on the floor. Put the people figures in the box, hiding one in your lap, then put the box on the paper.

- » Encourage children to sit or lie on the sheet. Show the people figures and the box.
- » Comment: "This box reminds me of the boat the disciples were in and the blue sheet we are sitting on reminds me of the lake. The Bible says the wind made big waves in the water."
- » Move the box on the paper like it is in choppy water.
- » Remind the children that Jesus was not in the boat with His friends.
- » Walk the figure from your lap across the water toward the box.
- » Remark: "Look! Jesus is walking on the water to His helpers' boat! Jesus can do things I cannot do."



JESUS WALKED ON WATER

BABIES
UNIT 1
SESSION 4

LEADER BIBLE STUDY



This is a story about two men who walked on water. One succeeded, but the other failed. The one who failed did so on his own. In fact, he was only able to stay above the current as long as he did because of his faith in the One who allowed it. Only Jesus had the power to allow Peter to walk on the waves before he began to sink. Why did Jesus come to the disciples on the water? Why did Peter want to step out of the boat and go to Him? Why did Peter sink?

Jesus sent the Twelve across the water in a boat while He dismissed the crowd who had followed Him. Then Jesus went away alone to pray on a mountain. Some time between 3 and 6 a.m., Jesus returned to His disciples on the water. The disciples thought their Lord was a ghost, but when Jesus identified Himself, Peter wanted to join Him. With his eyes on Jesus, Peter walked out to meet Him. Diverting his attention to the wind, Peter began to sink. In fear he cried out to his Savior. Immediately, Jesus reached out and took hold of Peter—the Savior saved him! Jesus opened Peter's eyes to his failure and revealed his "little faith." Back in the boat, the wind stopped, and a worship service ensued.

Where do you place yourself in this story? Are you clinging to the boat with eyes closed or looking around to see what is happening? Do you dare venture out to meet Jesus? How much faith do you have in Christ?

TEACHER TIP

By three months, babies can distinguish between familiar and unfamiliar people. They can recognize certain people besides just mom or dad. Consistency with teaching staff will help foster early recognition of their teachers and will ease anxiety and stress for the babies when parents drop them off for church. The reduction in crying created by the recognition also reduces anxiety and stress for the parents – they will feel happy to leave their children with you knowing that their children are happy at church, too.



LEVEL OF BIBLICAL LEARNING

Jesus helped people because He loved them.

SCRIPTURE REFERENCE

Matthew 14:22-33

BIBLE VERSE

The people on the boat worshiped Jesus, God's Son.

Matthew 14:33

LIFE POINT

Jesus can do things I cannot do.

NOTE: Downloadable versions of items identified as *Printables* are available in the Music and Print Extras Bundle. Items identified as *Videos* are available in the Digital Video Bundle.

Additional training for Bible Studies For Life: Kids is available at ministrygrid.com/web/biblestudiesforlife.

UNIT VERSE

Jesus did things no
one else could do.

ACTS 2:22

Step Over the Paper

Read aloud the Bible story (reverse side) to your child. Ask her to point out different items in the picture. Place a blue washcloth or strip of paper on the floor and help your preschooler step over it several times. Remind her that Jesus walked on water and that He can do things people cannot do.

Follow Footprints

Trace your child's feet; then cut out several sets of footprints. Assist your preschooler in taping the feet outlines on the floor; then suggest that he follow the footprints. Show your child the Bible story picture (reverse side). Remind him that Jesus walked on water.

BABIES

Bath Time Talk

Slide this page inside a gallon-size ziplock bag. Retell the Bible story during bath time. Point to the Bible story picture. Say that Jesus has the power to walk on water and to help us when we are afraid.

BIBLE STUDIES FOR LIFE®

1

CONVERSATION

THE BIBLE MEETS LIFE

Parents, today your child learned that Jesus can do things we cannot do. Jesus walked on the water to the boat in which His disciples were traveling. What an awesome miracle!

LIVE IT OUT

Show the Bible story picture on this page and talk about the Bible story. Explain that walking on the water was a miracle, something only God and Jesus can do. Use a picture Bible to find and talk about other stories of miracles that Jesus performed.

LEVEL OF BIBLICAL LEARNING

Jesus helped people because He loved them.

DAILY BIBLE READING

Sunday: Matthew 14:31

Monday: Mark 9:23

Tuesday: Luke 5:15

Wednesday: John 2:11

Thursday: Acts 3:16

Friday: Matthew 19:26

Saturday: Luke 18:27

Jesus Walked on Water

BASED ON MATTHEW 14:22-33

WEEKLY VERSE: The people on the boat worshiped Jesus, God's Son.
Matthew 14:33

LIFE POINT: Jesus can do things I cannot do.

BABIES

Jesus' disciples (helpers) were on a boat.

The wind made big waves in the water.

Jesus walked on the water toward the boat. Peter walked toward Jesus on the water before he got scared.

Jesus helped Peter. Together they got into the boat.

1S

Jesus' helpers were in a boat.

Jesus walked on the water toward the boat.

Peter asked to come to Jesus. He did! Peter walked on the water until he got scared. Jesus reached down and helped him. The men got on the boat.

The men worshiped (sang to, thanked, praised) Jesus. The helpers knew that Jesus was the Son of God.

2s

Jesus' helpers were in a boat. Strong winds made waves hit the boat.

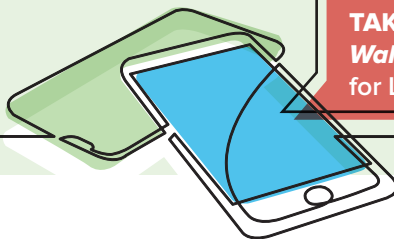
The helpers saw Jesus walking on the water toward the boat. They were scared. But Jesus told them not to be scared.

Peter asked to come to Jesus. He did! Peter walked on the water until he got scared again. Peter began to sink in the water. Jesus helped him.

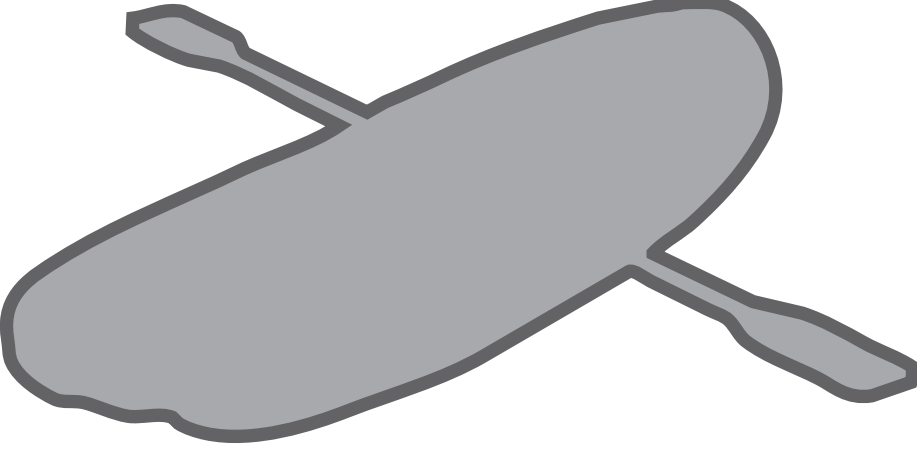
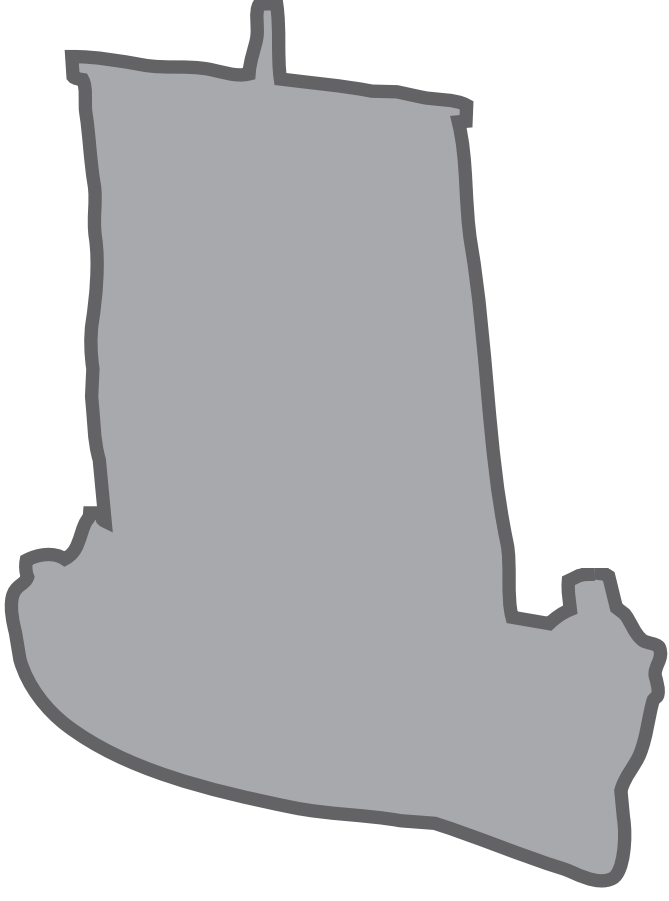
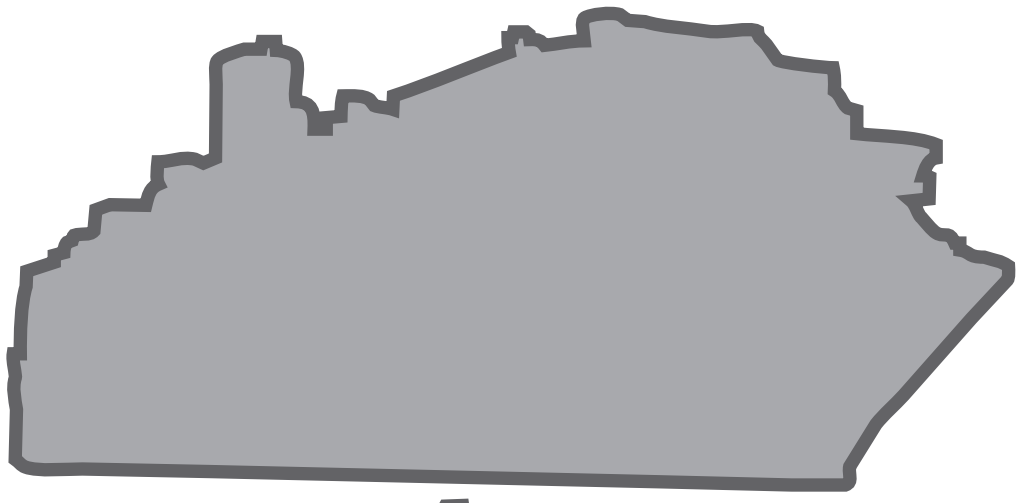


The men worshiped (sang to, thanked, praised) Jesus. The helpers knew that Jesus was the Son of God.



TAKE IT FURTHER: Check out the *Jesus Walked on Water* section of the Bible Studies for Life: Kids Family App.









Jesus



Jesus



Peter



Peter



boat



boat