



BABIES

BIBLE STUDIES FOR LIFE®

JESUS IS POWERFUL
GOD'S AWESOME PROMISES
THE INCREDIBLE WORD OF GOD

KIDS LEADER GUIDE
FALL 2019

LifeWay | **Preschool**

JESUS HEALED A MAN BORN BLIND



LEVEL OF BIBLICAL LEARNING

Jesus helped people because He loved them.

SCRIPTURE REFERENCE

John 9:1-34

BIBLE VERSE

Jesus loved and helped people.
Matthew 14:14

LIFE POINT

Jesus can help people.

SUGGESTED FOR THE WEEK OF

September 15



BIBLE STORY STATEMENTS

- » Jesus and His disciples (helpers) walked by a man who could not see. He was blind.
- » Jesus spit in the dirt and made mud. He spread the mud on the blind man's eyes.
- » Jesus told the man to go wash his eyes. He did. The man could see!
- » The man told everyone that Jesus made him well.

BIBLE WORDS TO HEAR

Jesus, blind, see



BIBLE PLAY & LEARN

PLAY WITH PICTURE BLOCKS

Gather: *Printables: "Pictures of Jesus Healing;" cube blocks, clear contact plastic, masking tape, scissors*

Do: *Print the pictures and cut apart. Cover each picture with the clear contact plastic. Tape the pictures to individual blocks.*

- Invite children to stack the blocks.
- Talk about the pictures.
- Allow babies to knock over the blocks.
- Say that Jesus can help people.

LOOK THROUGH GLASSES

Gather: *Pack Item 9: "Bible Verses;" Printables: "Bible Words to Hear;" eyeglass frames (without lenses), magnifying glasses, plastic goggles, scissors*

Do: *Cut apart today's Bible Words. Separate today's Bible Verse.*

- Encourage children to try on the glasses and goggles.
- Suggest children use the magnifying glasses to look at the words as you show and read aloud the Bible Words.
- Say the Bible story statements as children explore the glasses and goggles.
- Mention that people wear glasses to help them see better. State that the magnifying glasses can help us see things bigger.
- Remark that Jesus helped a man who could not see at all to see.
- Show and read aloud the Bible Verse.

READ BOOKS TOGETHER

Gather: *Pack Items 3: "Bible Picture Cards 3 & 4," Bible, books about Jesus*

Do: *Cut apart the Picture Cards.*

- Sit near the babies as they explore the books.
- Read aloud books to the children.
- Hold the open Bible in your lap, encouraging a child to turn the pages.
- Point out interesting things in Picture Card 3 as you say the Bible story statements.

PLAY IN "CLEAN MUD"

Gather: *Pack Item 12: "Clean Mud Recipe;" Printables: "Allergy Alert;" baking soda, water, bowl*

Do: *Mix the baking soda with the water slowly together until the consistency feels like mud or soft clay. Post the Allergy Alert.*

- Sit on the floor with the bowl in front of you.
- Invite children to come see what you have in the bowl.
- Encourage children to touch and play in the "clean mud."
- Talk about the mud Jesus used on the man's eyes.
- Remind the children that Jesus loved the blind man.
- Comment that Jesus helped people because He loved them. Say that He loves and helps people today.
- **Caution:** Always monitor clean mud use so no mud goes into any mouths.

UNIT 1
SESSION 3

Bonus
Teaching Hour
for Babies

JESUS HEALED A MAN BORN BLIND



TRANSITION/GROUP TIME

BIBLE STORY STATEMENTS

- » Jesus and His disciples (helpers) walked by a man who could not see. He was blind.
- » Jesus spit in the dirt and made mud. He spread the mud on the blind man's eyes.
- » Jesus told the man to go wash his eyes. He did. The man could see!
- » The man told everyone that Jesus made him well.

BIBLE WORDS TO HEAR

- » Jesus, blind, see



ROOM

YOUR TEACHING PARTNER(S)

DATE OF USE

LEVEL OF BIBLICAL LEARNING

Jesus helped people
because He loved them.

SCRIPTURE REFERENCE

John 9:1-34

BIBLE VERSE

Jesus loved and helped
people. *Matthew 14:14*

LIFE POINT

Jesus can help people.



BIBLE-LEARNING ACTIVITIES

PLAY A PEEKABOO GAME

Gather: Bandanna or scarf

- » Unfold the bandanna or scarf.
- » Sit next to a child on the floor or with a child in your lap facing you.
- » Choose the option that is most appropriate for the babies in your class:
 - 1) Hold the bandanna up between you and a baby so the baby cannot see your face. Drop the bandanna down quickly and say: "God gave us eyes to see. Jesus made the man's eyes well."
 - 2) Hold baby in your lap and play peekaboo with hands instead of the bandanna. Remark: "Thank You, God, for eyes to see. Jesus made the man in the Bible story to see."

FIND AND NAME

- » Walk around the room with a baby.
- » Say: "Jesus loved the blind man. Let's find other people Jesus loves."
- » "Find" and name the people in the class.
- » Call everyone by name as you say: "Jesus loves and helps (name)."
- » Remind boys and girls that Jesus helped people because He loved them.

USE SHAPE SORTERS

Gather: Simple shape sorters

- » Help a baby dump the pieces out of the shape sorter.
- » Talk about the different colors the baby sees and how the shapes look.
- » Remind the child the man in the Bible story could not see color or shapes because he was blind.
- » Comment: "Jesus made the man's eyes well. He could see the world around him then. Thank You, Jesus, for making the man's eyes well."

MAKE MUSIC

Gather: Music

Baby-friendly rhythm instruments or rattles

- » Give each child an instrument or rattle.
- » Play a song from this quarter's music for the babies to play along as you sing.
- » Remind all the children that Jesus loves them.
- » Sing "Jesus Loves Me," inserting the children's names into the song as you sing: Yes, Jesus loves (child's name), Yes, Jesus loves (child's name), Yes, Jesus loves (child's name), The Bible tells me so.
- » Say that Jesus loved and helped people.



JESUS HEALED A MAN BORN BLIND

BABIES
UNIT 1
SESSION 3

LEADER BIBLE STUDY



Long passages of Scripture seem, well, long. Before you choose to forgo a careful look at these thirty-four verses, know that they represent some of the most artistic work in the Gospel. In these verses John beautifully contrasted the themes of light and darkness. Later, Jesus explained the miracle when He proclaimed that He came into this world for judgment. Jesus said those who did not see would see and those who did see would become blind.

When the disciples asked what caused the man's blindness, Jesus declared that neither the man nor his parents were the cause, and then Jesus took the opportunity to shine the light on God. Jesus, as the Light of the world, used the blind man's life to illustrate His point. Jesus spit on the ground—quite human—and made some mud that He put on the man's sightless eyes. Jesus sent him to wash in a pool with a name that means "sent." The man washed his eyes in the pool and came back seeing—quite divine. When the blind man's shocked neighbors asked what had happened, the only thing the man could tell them was that his healing came from a man named Jesus.

This miracle caused quite a stir with the religious elite. Never offering help before, the Pharisees stepped into this man's life to accuse Jesus of breaking the laws of the Sabbath. But even they were at odds with each other after witnessing this good deed to help someone in need, in spite of what their law said. Because of Jesus' actions light shined in the man's eyes for the first time. But the Pharisees continued to live in darkness. They refused to be enlightened by the way Jesus met this man's need.

The man was healed because of Jesus. He obediently went to the pool without questioning the Lord. How strong is your faith? Do you always take Jesus at His word? Do you ever have doubts or reservations?

TEACHER TIP

Babies' spiritual development is fostered as they learn to associate the names of God, Jesus, and Bible with good feelings as you interact with them each week. Soft, loving tones connect with babies' feelings as they begin to understand spoken language. As you show love to babies and speak lovingly of Jesus, for example, they will begin to understand that you love Jesus and they can love Jesus, too.



LEVEL OF BIBLICAL LEARNING

Jesus helped people because He loved them.

SCRIPTURE REFERENCE

John 9:1-34

BIBLE VERSE

Jesus loved and helped people.

Matthew 14:14

LIFE POINT

Jesus can help people.

NOTE: Downloadable versions of items identified as *Printables* are available in the Music and Print Extras Bundle. Items identified as *Videos* are available in the Digital Video Bundle.

Additional training for Bible Studies For Life: Kids is available at ministrygrid.com/web/biblestudiesforlife.

Leader Bible Studies and Tips

Bible Studies For Life Preschool Enhanced CD (Printables), Fall 2019

© 2019 LifeWay. Printed in the United States of America. This item may be reproduced.

UNIT 1 SESSION 3

Jesus Healed a Man Born Blind

Play Peekaboo

Show your preschooler the Bible story picture (reverse side). Mention that Jesus helped a man to see. Say that the man was happy Jesus helped him to see. Comment that it is fun to see things with our eyes. Play a game of peekaboo with your child. Thank Jesus for healing the man born blind and for our eyes to see.



UNIT VERSE

Jesus did things no one else could do.

ACTS 2:22

Guess What!

Gather items from your home with different textures such as a soft toy, book, toy truck, and so on. Place the items in a paper sack. Read aloud the Bible story (reverse side) to your child. Say that we are glad we have eyes to see. Invite your child to reach his hand inside the bag and pull out an item. See if he can identify what it is. Continue until each item is out of the bag. Look at the Bible story picture each day this week to remind your preschooler that Jesus helped people because He loved them.

BABIES

Look at Pictures

Look at family photos with your child. Remind your baby that Jesus helps people because He loves them. Talk to your child about Jesus' love for her.



BIBLE STUDIES FOR LIFE®

1

CONVERSATION

THE BIBLE MEETS LIFE

Parents, today your child learned that Jesus can help people. Jesus healed a man who was born blind so that He could display the greatness and glory of God, the One who sent Him.

LIVE IT OUT

Review today's Bible story with your child. Remind your child that Jesus helped the blind man by giving him the ability to see. Explain that Jesus showed God's power by helping people. Pray, thanking Jesus for helping people.

LEVEL OF BIBLICAL LEARNING

Jesus helped people because He loved them.

DAILY BIBLE READING

Sunday: 1 Corinthians 4:20

Monday: Matthew 6:33

Tuesday: Ephesians 3:20

Wednesday: Psalm 81:10

Thursday: 2 Corinthians 9:10

Friday: 2 Corinthians 9:8

Saturday: 2 Peter 1:3

Jesus Healed a Man Born Blind

BASED ON JOHN 9:1-34

WEEKLY VERSE: Jesus loved and helped people. *Matthew 14:14*

LIFE POINT: Jesus can help people.



BABIES

Jesus and His disciples (helpers) walked by a man who could not see. He was blind.

Jesus spit in the dirt and made mud. He spread the mud on the blind man's eyes.

Jesus told the man to go wash his eyes. He did. The man could see! The man told everyone that Jesus made him well.

1s

Jesus and His helpers walked by a man who could not see. He was blind.

Jesus spit in the dirt and made mud. He spread the mud on the blind man's eyes.

Jesus told the man to go wash his eyes. The man could see! The man told everyone that Jesus made him well.

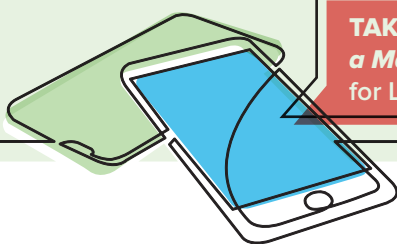
2s

Jesus and His helpers walked by a blind man—he could not see. Jesus spit in the dirt. He spread the mud over the man's eyes.

Jesus told the man to go wash his eyes in the pool of Siloam. He did and returned able to see!

People were surprised that the man could see. They knew him to be blind since he was born. The man told everyone how Jesus made his eyes to see.

TAKE IT FURTHER: Check out the *Jesus Healed a Man Born Blind* section of the Bible Studies for Life: Kids Family App.





3



4

God sent Jesus to help people.

Romans 8:3

Love other people and be kind.

Luke 6:27

We show love to God by obeying Him.

1 John 5:3

Jesus said, "Love one another as I have loved you."

John 15:12

Jesus told people about God.

Mark 1:14

Help one another in love.

Galatians 5:13

This is Jesus.

Matthew 21:11

Jesus said, "Remember Me."

1 Corinthians 11:24

Jesus said, "Love one another."

John 15:17

Jesus taught His disciples how to pray.

Matthew 6:9

Give thanks to God.

1 Thessalonians 5:18

God hears me when I talk to Him.

Psalms 66:19

Jesus prayed for His disciples (friends).

John 17:9

Clean Mud


INGREDIENTS:



3 cups of baking soda



Up to 1 cup of water



Bowl

DIRECTIONS:

1

Pour the baking soda into the bowl.

2

Slowly add the water, a little at a time, mixing as you add.

3


Mix the baking soda and water together until the consistency feels like mud or soft clay. Add more baking soda if too runny. Add small amount of water if too dry or crumbly.




Jesus



Jesus



blind



blind



see



see



Pictures of Jesus Healing

Bible Studies for Life Preschool Enhanced CD (Printables), Fall 2019
 © 2019 LifeWay. Printed in the United States of America. **This item may be reproduced.**

Instructions: Print multiple copies. Cut apart. See the Leader Guide for suggested uses.



Allergy Alert

Today your child will be tasting,
smelling, or handling the following:



Allergy Alert

Bible Studies for Life Preschool Enhanced CD (Printables), Fall 2019

© 2019 LifeWay. Printed in the United States of America. This item may be reproduced.

Instructions: Print and post the allergy alert. Refer to the Leader Guide for suggested activities that require an allergy alert.