

3s-PRE-K

BIBLE STUDIES FOR LIFE®

JESUS IS POWERFUL
GOD'S AWESOME PROMISES
THE INCREDIBLE WORD OF GOD

KIDS LEADER GUIDE
FALL 2019

LifeWay | **Preschool**

LIFE POINT

Jesus can do
things I
cannot do.

JESUS WALKED ON WATER

JESUS



LEVEL OF BIBLICAL LEARNING

Jesus taught people what God is like.

SCRIPTURE REFERENCE

Matthew 14:22-33

WEEKLY VERSE

The people on the boat worshiped Jesus, God's Son. *Matthew 14:33*

UNIT VERSE

Jesus did things no one else could do. *Acts 2:22*

SUGGESTED FOR THE WEEK OF

September 22



LEADER BIBLE STUDY

This is a story about two men who walked on water. One succeeded, but the other failed. The one who failed did so on his own. In fact, he was only able to stay above the current as long as he did because of his faith in the One who allowed it. Only Jesus had the power to allow Peter to walk on the waves before he began to sink. Why did Jesus come to the disciples on the water? Why did Peter want to step out of the boat and go to Him? Why did Peter sink?

Jesus sent the Twelve across the water in a boat while He dismissed the crowd who had followed Him. Then Jesus went away alone to pray on a mountain. Jesus returned to His disciples on the water sometime between 3 and 6 a.m. The disciples thought their Lord was a ghost, but when Jesus identified Himself, Peter wanted to join Him. With his eyes on Jesus, Peter walked out to meet Him. Diverting his attention to the wind, Peter began to sink. In fear he cried out to his Savior. Immediately, Jesus reached out and took hold of Peter—the Savior saved him! Jesus opened Peter's eyes to his failure and revealed his "little faith." Back in the boat, the wind stopped, and a worship service ensued.

Where do you place yourself in this story? Are you clinging to the boat with eyes closed or looking around to see what is happening? Do you dare venture out to meet Jesus? How much faith do you have in Christ?



GROUP TIME

- » **Gather and review.** Call boys and girls to group time and show the poster. Review some of the powerful things that Jesus did. Read today's Life Point and attach the strip to the poster. Sing "Mighty Is He."
- » **Introduce the Bible story.** Invite boys and girls to tell about a special skill or talent they have. Ask if anyone can heal a blind man or stop a storm. Mention that Jesus can do things that we cannot do. Comment that today children will hear about something amazing that Jesus did. Stand and say the Unit Verse together.
- » **Tell the Bible story.** Show the word cards and say the names *Jesus* and *Peter*. Point to Jesus and Peter in the Teaching Picture. Ask children to listen closely to hear what happened when Peter became afraid. Tell the story from the Bible on your lap.

JESUS WALKED ON WATER

—Based on Matthew 14:22-33

Jesus had been teaching people all day. He told His disciples to go to the other side of the lake in a boat. Jesus went up the mountain to pray.

After many hours, the boat was far away from land. A strong wind was blowing the boat. Jesus came to His disciples, walking on the water. When the disciples saw Him, they were afraid.

But Jesus spoke to them and said, "Do not be afraid."

Peter said, "Jesus, if it really is You, let me walk to You on the water." Jesus replied, "Come."

Peter got out of the boat and walked on the water to Jesus. Then Peter saw the wind blowing the water, and he became afraid. Peter began to sink in the water. He cried out to Jesus to help him. Jesus reached out and took Peter's hand.

Jesus and Peter got into the boat, and the wind stopped blowing. Jesus' disciples were amazed. "It is true. He is God's Son," they said.

- » **Review and think.** Display the Teaching Picture. Talk about the Bible story. Lead children to think about why Jesus could walk on the water but Peter started to sink. Talk about some things Jesus can do that we cannot.
- » **Say the Bible Verse.** Open the Bible and read the Weekly Verse. Hand the Teaching Picture to the child next to you and help him say the verse. Move the picture around the group and help each child repeat the verse. Play and sing "There's No One Else Like Him."
- » **Pray.** Ask God to help us understand how powerful Jesus is. Thank God that Jesus can do things no one else can do.
- » **Wrap it up.** Show the "Jesus Walked on Water" video. After the video, lead boys and girls to repeat the Life Point with you.

CHOOSE

your own

SCHEDULE

Decide when to have group time; then select learning activities to use before and/or after group time.



- » Pack Items 14, 15, 16: "Weekly Verses," "Unit 1 Poster" with Session 4 strip, "Unit 1 Word Cards"
- » Teaching Picture 4
- » Music
- » Videos
- » Bible
- » Gather the *Jesus* and *Peter* word cards. Place the Bible marker at the verse.



BIBLE-LEARNING ACTIVITIES

- › Pack Items 15, 19: “Unit 1 Poster,” “Book: Only Jesus”
- › Kids Activity Page
- › Paper, markers

- › Pack Item 20: “Weather Cards”
- › Teaching Pictures 1–4
- › Printables: “Unit 1 Missions”
- › Digital audio and visual recording devices, pretend microphone

- › Music
- › Colored paper, scissors, tape

MAKE BOOKS ABOUT JESUS

Fold paper in half to make four-page books.

- › Help each child complete the Kids Activity Page.
- › Read the book or use the poster to talk about the Bible stories about Jesus.
- › Tell preschoolers they can make their own books about Jesus. Encourage children to draw pictures on the inside and outside pages of their books.
- › Say the Life Point: Jesus can do things I cannot do.
- › Say that Jesus is God’s Son. He is powerful and can do things that no person could do. Comment that Jesus taught people what God is like.
- › Challenge older pre-kindergartners to write or copy words about Jesus in their books. (*Books*)

TELL ABOUT JESUS

- › Look at the Teaching Pictures and recall some of the things Jesus did that we cannot do.
- › Suggest a child hold a microphone and interview a friend. Videotape the conversation. Pretend to be a weather reporter. Record a child as she shows the weather cards and tells about the wind that blew the disciples’ boat.
- › Tell preschoolers that missionaries travel to different places to tell people about Jesus. Some missionaries use television, videos, or radio to tell about Jesus.
- › Look at the missions pictures. Say that people in every country need to hear about the powerful things Jesus did.
- › Watch and listen to recordings. Share with parents after the session. Follow church policies about sharing on social media. (*Dramatic Play*)

WALK ON SHAPES

Cut the paper into different shapes; include some boat shapes. Make several colors of each shape. Place or tape shapes randomly on the floor.

- › Play “We Can Praise the Lord.” Instruct children to move around the room. Stop the music. When the music stops, call out a color or shape. Guide children to quickly move to stand on the same color or shape on the floor.
- › Ask any child standing on a boat shape to say the Bible Verse or Life Point with you.
- › Comment that when Jesus walked on the water, the men in the boat were amazed because Jesus can do things we cannot do.
- › Change up the game. Lead boys and girls to step from shape to shape while the music plays.
- › Emphasize that Jesus is powerful because He is God’s Son. (*Games*)

STAMP WITH FIGURES

Mark the Bible at the Weekly Verse.

- » Talk about the Bible story. Stress that Jesus walked on top of the water, something that no one else could do.
- » Give preschoolers paper. Lead them to press the feet of the people figures on the ink pad and then onto their paper. Children may want to draw a lake or a boat on their paper, too.
- » Open the Bible to Matthew 14 and read the verse. Sing a worship song about Jesus, God's Son.
- » Say the Life Point. *(Art)*

WORK PUZZLES ABOUT JESUS

- » Work puzzles and ask children to think of some of the amazing things Jesus did. Talk about and emphasize that Jesus did things that we cannot do.
- » Find the boats on the transportation tiles as children play with them.
- » Listen to "Who Was Jesus?" and count the number of times the name *Jesus* is sung.
- » Invite a child to help locate Matthew 14 in a Bible. Remark that this is the place where we read that Jesus walked on the water. *(Puzzles)*

CREATE A BOAT

- » Invite boys and girls to use the materials to create a boat. They can stack the blocks or boxes. They can tape boxes and cardboard pieces together to create a boat shape. They can draw details on the cardboard pieces and tape the pieces to the boat.
- » Talk about the Bible story. Preschoolers may want to play out the Bible story with the boat they create.
- » Open the Bible and find the story. *(Blocks)*

SPELL AND SAY WORDS

- » As the children color the page, talk about the Bible story.
- » Read words depicted on the cards. Challenge preschoolers to search for letter tiles and spell words. Say the words often as children work and review previous weeks' Bible stories. Remind boys and girls that Jesus can help people because He loves them. Say the Life Point.

CLEAN UP

Walk around the room and whisper to each child that it is time to clean up. Thank them for being helpful.

» Pack Item 14: "Weekly Verses"

» Bible, plastic people figures, washable stamp pads, paper, markers, wet wipes

» Pack Items 17, 18: "Unit 1 Verse Puzzle," "Transportation Domino Tiles"

» Music

» Bible, puzzles about Jesus

» Bible, cardboard blocks, cardboard boxes and pieces, tape, washable markers

» Pack Item 16: "Unit 1 Word Cards"

» Printables: "Jesus Walked on Water" Coloring Page

» Crayons, letter tiles

UNIT 1
SESSION 4

*Bonus
Teaching Hour
for 3s–Pre-K*

JESUS WALKED ON WATER



TRANSITION/GROUP TIME

SNACK

Include the children in the distribution of the snack. Ask for one or more volunteers to pray. Lead preschoolers to clean up after the snack. Thank them for their help.

MOVE TO GROUP TIME

Invite children to pretend to swim as they move to group time. Ask children what would happen if they tried to walk into a deep lake or river instead of swim. Mention that they would quickly sink.

TALK ABOUT THE BIBLE STORY

INTRODUCE THE BIBLE STORY: BASED ON MATTHEW 14:22-33

- » Tell children that in today's Bible story they will hear about something Jesus did that no one else can do. Open your Bible to Matthew 14 and hold it in your lap.

SUMMARIZE THE BIBLE STORY

- » After teaching all day, Jesus told His disciples to go across the lake in a boat while He went to pray.
- » Many hours later, a strong wind blew the boat. The men worked to sail the boat across the lake.
- » Jesus walked on the water toward them.
- » The friends were afraid. Jesus said, "It is I."
- » Peter asked if he could walk on the water to Jesus. Jesus told him to come.
- » Peter started walking but, when he saw the waves, began to sink.
- » Jesus helped Peter, and they got back in the boat.
- » Jesus' disciples worshiped Jesus because He can do things no one else can do.

REVIEW THE BIBLE STORY

- » How did Jesus get to His friends in the boat?
- » Who asked to walk on the water also?
- » Why did Jesus' disciples worship Him?

EMPHASIZE THE LIFE POINT

- » Remind preschoolers that Jesus can do things we cannot do.

ROOM

YOUR TEACHING PARTNER(S)

DATE OF USE

LEVEL OF BIBLICAL LEARNING

Jesus taught people what God is like.

LIFE POINT

Jesus can do things I cannot do.

UNIT VERSE

Jesus did things no one else could do. *Acts 2:22*

WEEKLY VERSE

The people on the boat worshiped Jesus, God's Son. *Matthew 14:33*

SING TOGETHER

Sing to the tune of “Jesus Loves Me” (chorus):

Jesus can do things;

Jesus can do things;

Jesus can do things,

Things that I cannot do.

SAY THE BIBLE VERSE

Say that a miracle is something unusual that only God and Jesus can do. Tell preschoolers that walking on the water is a miracle. Open the Bible and read the verse. Lead preschoolers to pat their knees in a steady beat. Say the verse with the beat.

PRAY

Thank God that we can read about the miracles Jesus did. Ask God to help us understand that Jesus can do things we cannot do.

BIBLE-LEARNING ACTIVITIES

Emphasize during the activities: Jesus can do things I cannot do.

1. **Will it float?** Fill a tub half full of water. Gather a few common classroom items and predict whether the item will sink or float. Test a child’s guess by dropping it into the water. Record results on paper. Comment that when Peter walked out on the water to meet Jesus, he took a few steps and then began to sink. Open a Bible and read the Unit Verse. Tell preschoolers that Jesus is God’s Son and can do powerful things.
2. **Design a boat.** Cut a paper plate in half to form two boats. Make a boat for each child. Provide stickers and markers for children to use to decorate their boats. Talk about the Bible story. Mention that Jesus walked on the water to get to His friends in the middle of the lake. Open a Bible and read the Weekly Verse. Say that Jesus is God’s Son and can do things that people cannot do. Offer to print the Life Point on a child’s boat. Talk about other things that Jesus did that others cannot do (helped a blind man see, told the storm to be still, healed a sick boy).

3. Sort transportation items.

Display transportation toys. Tell preschoolers to sort the items. They can sort by color or by purpose. They may think of another way to sort the items. Mention that ambulances help people who are sick. Comment that trains ride on tracks and boats sail in the water. Encourage children to talk about transportation vehicles they have ridden. Recall that Jesus walked on the water to get to His friends in a boat. Remark that His friends worshiped Jesus because He could do things that other people cannot do.

4. **Play Life Point hopscotch.** Use tape to create a hopscotch grid on the floor. Print the words of the Life Point on index cards, one word per card. Attach a card to the floor in each square. Show a child how to hop through the grid. Say each word as the child hops. Repeat the Life Point and recall things Jesus did that we cannot. Sing the song above or play songs about Jesus as children continue to hop through the grid.

CLEAN UP

Invite children to clean up their activities. Thank children for their work.

PLAY “CAN YOU DO IT?”

Print Yes on a piece of paper and No on another piece of paper. Tape the two words on opposite walls. Gather children together. Mention different things and ask if the children can or cannot do it. After you make a statement, tell children to move to the yes or no sign to answer. Suggestions include climb a tree, eat three scoops of ice cream, be kind to a friend, walk on the water, hold your breath for ten seconds, and make the wind stop blowing. Continue playing as parents arrive. Point out that Jesus can do things that we cannot do.

DISMISS

Help children gather their papers and belongings. Thank them for coming. Remind parents to review the Bible story on the Kids Activity Page.



UNIT 1 SESSION 4

Jesus Walked on Water

UNIT VERSE

Jesus did things no one else could do.

—ACTS 2:22

Finish the Picture



Draw 2 clouds in the sky.



Draw 3 fish in the water.



Draw Jesus walking on the water.



Sing a Song

Sing today's Life Point to the tune of "God Is So Good":

Jesus can do,

Jesus can do,

Jesus can do

Things I cannot do.



BIBLE STUDIES FOR LIFE®

1

CONVERSATION

THE BIBLE MEETS LIFE

Parents, today your child learned that Jesus can do things we cannot do. Jesus walked on the water to the boat in which His disciples were traveling. What an awesome miracle!

LIVE IT OUT

Show the Teaching Picture on this page and talk about the Bible story. Explain that walking on the water was a miracle, something only God and Jesus can do. Use a picture Bible to find and talk about other stories of miracles that Jesus performed.

LEVEL OF BIBLICAL LEARNING

Jesus taught people what God is like.

DAILY BIBLE READING

Sunday: Matthew 14:31

Monday: Mark 9:23

Tuesday: Luke 5:15

Wednesday: John 2:11

Thursday: Acts 3:16

Friday: Matthew 19:26

Saturday: Luke 18:27

Jesus Walked on Water

BASED ON MATTHEW 14:22-33

Jesus had been teaching people all day. He told His disciples to go to the other side of the lake in a boat. Jesus went up the mountain to pray.

After many hours, the boat was far away from land. A strong wind was blowing the boat. Jesus came to His disciples, walking on the water. When the disciples saw Him, they were afraid.

But Jesus spoke to them and said, "Do not be afraid."

Peter said, "Jesus, if it really is You, let me walk to You on the water." Jesus replied, "Come."

Peter got out of the boat and walked on the water to Jesus. Then Peter saw the wind blowing the water, and he became afraid. Peter began to sink in the water. He cried out to Jesus to help him. Jesus reached out and took Peter's hand.

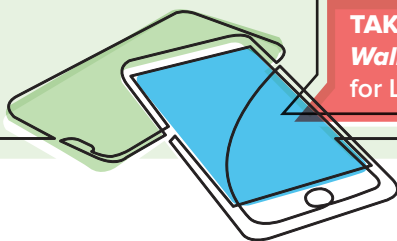
Jesus and Peter got into the boat, and the wind stopped blowing. Jesus' disciples were amazed. "It is true. He is God's Son," they said.



WEEKLY VERSE: The people on the boat worshiped Jesus, God's Son.
Matthew 14:33

LIFE POINT: Jesus can do things I cannot do.

TAKE IT FURTHER: Check out the *Jesus Walked on Water* section of the Bible Studies for Life: Kids Family App.





JESUS HEALED THE OFFICIAL'S SON

JOHN 4:46-54 • TEACHING PICTURE 1

JESUS HEALED THE OFFICIAL'S SON

—Based on John 4:46-54

One day a man who worked for the king came to talk to Jesus. The man's son was sick and about to die. The man asked Jesus to come and heal his son.

"Come before he dies," the man said.

Jesus said, "Go home. Your son will live."

The man believed what Jesus said. He started to walk home. On the way home, he saw some of his workers. They told him that his boy was alive. The man asked when his son got better.

"He began to get better yesterday," the workers said.

The man thought about the words Jesus said. The boy began to get better at the same time Jesus spoke to him. The man knew that Jesus was God's Son. Jesus spoke the words, and the boy was healed.

UNIT VERSE: Jesus did things no one else could do. *Acts 2:22*

WEEKLY VERSE: Jesus did things no one else could do. *Acts 2:22*

LIFE POINT: Jesus can heal people.

GROUP TIME

Sing together. Play and sing "Mighty Is He."

Play a "Which One?" game. Attach the sticky notes to opposite walls in the classroom. Ask preschoolers if they have ever skinned their knees. Tell them they can move to the Yes note if they have and to the No if they have not. Ask if they have had other injuries or illnesses (headache, cold, splinter, stomachache).

Talk about the Life Point. Look at the poster and tell children that Jesus is powerful because He is God's Son. Show and read today's Life Point strip. Choose a child to attach the strip to the poster.

Tell the Bible story. Open your Bible to John 4. Mention that today's Bible story is found in the Book of John. Say that someone in today's Bible story needed help from Jesus. Tell the Bible story in your own words as you hold the open Bible.

Review the Bible story. Show the Teaching Picture and the word cards. Mention that the man's son was sick but Jesus made him well. Explain that a miracle is something amazing that only God and Jesus can do. Tell children that Jesus had the power to perform miracles like healing people because He wanted people to know that He is God's Son.

Learn the Bible Verse. Open the Bible to the marker in Acts and read the verse. Pass the Acts 2:22 card around the group as you repeat the verse. When you say the reference, the child holding the card can hold it over her head. Pass the card and repeat the verse several times.

Pray. Thank God for sending His Son, Jesus. Thank God that Jesus is powerful and can heal people.

Wrap it up. Show the "Jesus Healed the Official's Son" video. Show the word *miracle* again. Encourage preschoolers to talk about what the word means. Say that healing someone is a miracle.



JESUS CALMED A STORM

MARK 4:35-41; LUKE 8:22-25 • TEACHING PICTURE 2

JESUS CALMED A STORM

—Based on Mark 4:35-41; Luke 8:22-25

One day a large crowd of people had gathered near the lake. Jesus sat in a boat and spoke to them. The people sat on the shore and listened to many stories that helped them learn about God.

Late that afternoon, Jesus said to His disciples, “Let’s go across the lake.” They left the crowd and sailed toward the other side. Jesus went to the back of the boat so He could rest. He went to sleep on a cushion.

While Jesus was sleeping, a big storm came up. Wind and waves rocked the boat. Water splashed into the boat. The disciples were afraid. They called, “Jesus! Wake up! We’re in danger!”

Jesus stood up. He told the wind to stop blowing and the waves to be still. The wind stopped! The waves became calm and still!

The disciples were surprised that Jesus had stopped the storm.

UNIT VERSE: Jesus did things no one else could do. *Acts 2:22*

WEEKLY VERSE: Jesus told the wind and sea to be still. Both became calm. *Mark 4:39*

LIFE POINT: Jesus can tell the weather what to do.

GROUP TIME

Move to music. Play “Classical Wave.” Lead preschoolers to move as if they were floating on the water. Suggest other movements. Stop music and tell children to move back to group time.

Talk about the weather. Display the Weather Cards and talk about the type of weather pictured. Lay cards on the floor. Show the weather items, one at a time, and ask in which type of weather the item would be most useful. Mention that it would be nice to have the weather we always want but we do not have the power to control the weather. Remark that in today’s Bible story we will hear about someone who can tell the weather what to do.

Tell the Bible story. Open the Bible to Mark 4 and tell this exciting story in your own words. Suggest children think about how they would feel if they were one of the men in today’s Bible story.

Review the Bible story. Show the Teaching Picture and ask questions to review the Bible story. Look at the poster and talk about how Jesus showed He is powerful. Invite a child to attach the Life Point strip; read the strip. Remark that scientists study and try to guess what the weather will be but only Jesus can tell the weather what to do. Invite volunteers to pray; close by thanking God for powerful Jesus.

Say the Bible Verse. Open the Bible to the marked verse and read it. Lead children to say it with you. Pass the Bible around the group, allowing each child a turn to open to the verse. Say the verse each time a child opens the Bible.

Talk about the Bible. Show the word cards and mention that the Bible has two parts: Old Testament and New Testament. Show the blue strip in the Bible. Say that today’s story and verse are in the New Testament.

Wrap it up. Show the “Jesus Calmed a Storm” video.



JESUS HEALED A MAN BORN BLIND

JOHN 9:1-34 • TEACHING PICTURE 3

JESUS HEALED A MAN BORN BLIND

—Based on John 9:1-34

Jesus saw a man who had been blind since the day he was born. The blind man begged for money as people walked by him.

Jesus wanted people to see God's love, so He made mud and put it on the man's eyes. Jesus told the man to go and wash his eyes in a pool called the pool of Siloam.

The man obeyed Jesus. He went to the pool and washed the mud off his eyes. Then he could see! Jesus had healed the man.

People were surprised that the man could see. They asked, "Are you the man who used to sit in the street and beg? What happened?"

The man said, "I was blind, and Jesus healed me." He told the people what Jesus had done.

Some leaders were angry. They did not believe that Jesus could heal a man who was blind. The man told them again that it was Jesus who had healed him.

The people saw that Jesus did things that no one else could do.

UNIT VERSE: Jesus did things no one else could do. *Acts 2:22*

WEEKLY VERSE: Jesus loved and helped people. *Matthew 14:14*

LIFE POINT: Jesus can help people.

GROUP TIME

Talk about eyes. Give mirrors to a few preschoolers. Ask them to look at the colored part of their eyes and decide whether their eyes are blue, green, or brown. Continue until all children have used a mirror. Show the eye poster and remark that God made our amazing eyes. Show the *blind* word card. Mention that sometimes people are born blind; this means they cannot see. Talk about how hard it would be to tell a blind person what the color purple looked like.

Say the Unit Verse. Work the Unit Verse puzzle as a group. Look at the poster and recall the powerful things that Jesus did. Tell preschoolers that they will hear about another powerful thing that Jesus did. Read today's Life Point and add it to the poster.

Tell the Bible story. Ask children to close their eyes and listen to hear what the blind man wanted Jesus to do and what Jesus did. Open the Bible to John 9 and tell this true story with excitement in your voice.

Review the Bible story. Show the Teaching Picture. Lead preschoolers to talk about the Bible story. Invite three children to face the group and hold the word cards. Point to the cards as you mention that Jesus healed a blind man.

Read together. Read the book *Only Jesus* and talk about ways that Jesus helps people. Sing "Mighty Is He."

Say a Bible Verse. Open the Bible and point to the Weekly Verse. Repeat the verse a few times. Say the verse with eyes closed and with eyes open.

Wrap it up. Show the "Jesus Healed a Man Born Blind" video. Pray and thank God that Jesus has the power to help people.



JESUS WALKED ON WATER
MATTHEW 14:22-33 • TEACHING PICTURE 4

JESUS WALKED ON WATER

—Based on Matthew 14:22-33

Jesus had been teaching people all day. He told His disciples to go to the other side of the lake in a boat. Jesus went up the mountain to pray.

After many hours, the boat was far away from land. A strong wind was blowing the boat. Jesus came to His disciples, walking on the water. When the disciples saw Him, they were afraid.

But Jesus spoke to them and said, “Do not be afraid.”

Peter said, “Jesus, if it really is You, let me walk to You on the water.” Jesus replied, “Come.”

Peter got out of the boat and walked on the water to Jesus. Then Peter saw the wind blowing the water, and he became afraid. Peter began to sink in the water. He cried out to Jesus to help him. Jesus reached out and took Peter’s hand.

Jesus and Peter got into the boat, and the wind stopped blowing. Jesus’ disciples were amazed. “It is true. He is God’s Son,” they said.

UNIT VERSE: Jesus did things no one else could do. *Acts 2:22*

WEEKLY VERSE: The people on the boat worshiped Jesus, God’s Son. *Matthew 14:33*

LIFE POINT: Jesus can do things I cannot do.

GROUP TIME

Gather and review. Call boys and girls to group time and show the poster. Review some of the powerful things that Jesus did. Read today’s Life Point and attach the strip to the poster. Sing “Mighty Is He.”

Introduce the Bible story. Invite boys and girls to tell about a special skill or talent they have. Ask if anyone can heal a blind man or stop a storm. Mention that Jesus can do things that we cannot do. Comment that today children will hear about something amazing that Jesus did. Stand and say the Unit Verse together.

Tell the Bible story. Show the word cards and say the names *Jesus* and *Peter*. Point to Jesus and Peter in the Teaching Picture. Ask children to listen closely to hear what happened when Peter became afraid. Tell the story from the Bible on your lap.

Review and think. Display the Teaching Picture. Talk about the Bible story. Lead children to think about why Jesus could walk on the water but Peter started to sink. Talk about some things Jesus can do that we cannot.

Say the Bible Verse. Open the Bible and read the Weekly Verse. Hand the Teaching Picture to the child next to you and help him say the verse. Move the picture around the group and help each child repeat the verse. Play and sing “There’s No One Else Like Him.”

Pray. Ask God to help us understand how powerful Jesus is. Thank God that Jesus can do things no one else can do.

Wrap it up. Show the “Jesus Walked on Water” video. After the video, lead boys and girls to repeat the Life Point with you.

Jesus did things no one else could do.

Acts 2:22

**Jesus told the wind and sea to be still.
Both became calm.**

Mark 4:39

Jesus loved and helped people.

Matthew 14:14

**The people on the boat worshiped Jesus,
God's Son.**

Matthew 14:33

Jesus said, "Follow Me."

John 21:19

God put the rainbow in the clouds.

Genesis 9:13

**We have good news!
God keeps His promises.**

Acts 13:32

We will do what God says.

Exodus 19:8

God, You are great, and no one is like You.

2 Samuel 7:22

Call to Me, and I will answer.

Jeremiah 33:3

I am your God.

Ezekiel 37:27

God's ways are always best.

Isaiah 55:8

The Bible teaches about Jesus.

2 Timothy 3:15



Jesus Is Powerful



Jesus Healed the Official's Son



Jesus Calmed a Storm



Jesus Healed a Man Born Blind



Jesus Walked on Water



Breakfast with Jesus



Jesus can heal people.



Jesus can tell the weather what to do.



Jesus can help people.



Jesus can do things I cannot do.



Jesus can give people what they need.

JESUS

MIRACLE

SICK

HEALED

OLD TESTAMENT

NEW TESTAMENT

BIBLE

ACTS 2:22

LOVES

HELPS

PEOPLE

BLIND

PETER

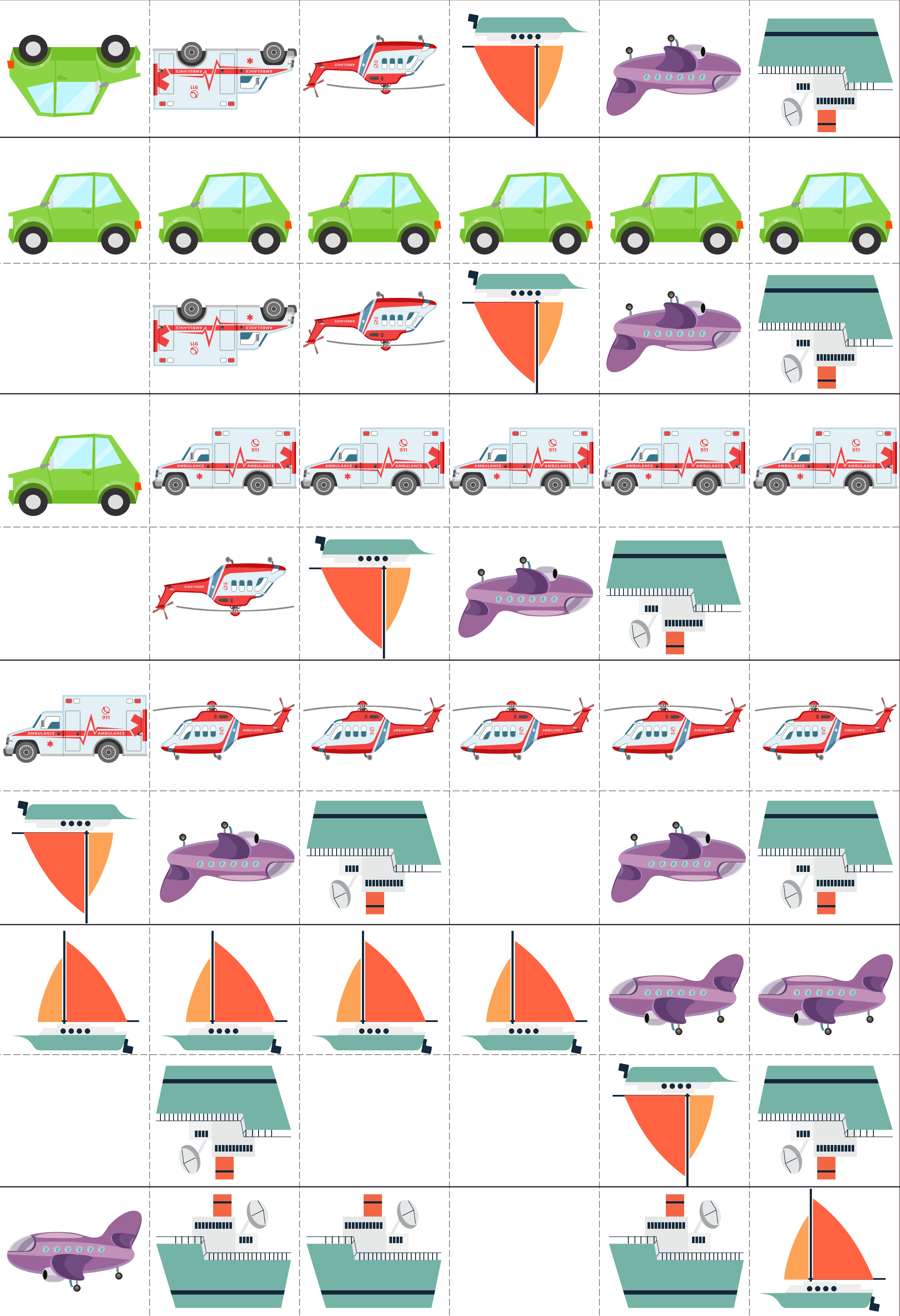
JOHN



Jesus
did things
no one
else
could do.

Acts 2:22





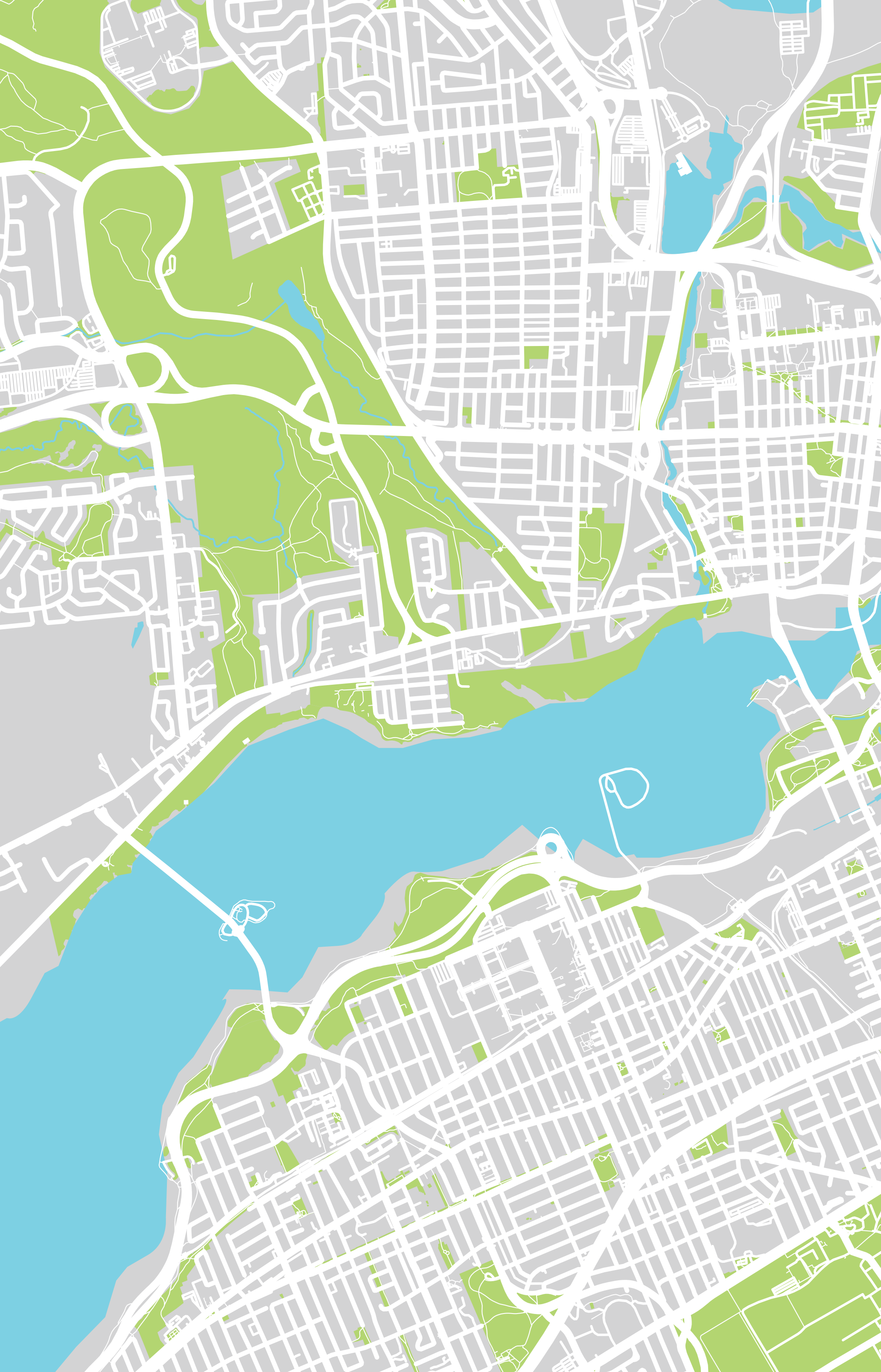




Image Credit: istock, shutterstock

Why did Jesus do these things?

The Bible gives a clue.

“Jesus loves and helps people.”

“Jesus did things that no one else could do.”

19 **BOOK: ONLY JESUS**
Unit 1

Bible Studies for Life 3s—Pre-K Leader Pack, Fall 2019

Instructions: Read this book throughout the unit. Each weekly session is highlighted through a preschooler’s everyday experiences, and a comparison is made to indicate the things that only Jesus can do.



Only Jesus

Christie Davis

A doctor gives me medicine
To help me when I’m ill.
But who will heal with just His words?

Only Jesus will.



What will the weather be today?

Some people try to guess.

But who can stop a scary storm?

Only Jesus. Yes!





I visited the eye doctor.
New glasses were the plan.
But who can help a man born blind?
Only Jesus can.



I kick my feet and learn to swim.
At floating, I'm a whiz!
But who's that walking on the water?
Only Jesus is.



I **want** dance lessons, hair bows, and
A puppy with white paws.



But who gives me the things I **need**?
Only Jesus does.






CLOUDY



WINDY




STORMY



SNOWY



RAINY



SUNNY

London, England



Aden and Addyson Rigney are missionary kids living in London, England with their dad, Chad, their mom, Lynsi, and their little sister, Evelyn. London is a large city. People from many different countries live there. This makes London one of the most different cities in the world!

London is also a very popular city for tourists. People travel to London to see things like Big Ben, a gigantic clock, and Buckingham Palace, a massive home where the queen lives. For the Rigney family, however, the biggest reason they moved to this city was to tell people about Jesus.


People in London speak over three hundred different languages. They eat many different types of foods, and they believe many different things about God. Some might believe there is more than one true God, and others might not believe in God at all. It is not unusual for the Rigneys to meet people who have never even heard the good news about Jesus.

The Rigney family looks for ways to meet a lot of people so they can share the gospel with them. Chad Rigney builds websites that help more people learn about God. Aden and Addyson sing and play music to share Jesus with others.

You are a part of God's plan for people in London to hear the gospel, too. You can pray! Pray for the Rigney family in London. Ask God to help them do whatever He asks and to give them more opportunities to tell about God's love.

Interesting facts

- ☐ England is the largest country in Great Britain and is ruled by a queen.
- ☐ London is the capital of England and is the country's largest city. It has been called "a world in one city" because there are people living there from so many different countries, cultures, and nations.
- ☐ English is the official language of England.
- ☐ Hundreds of people groups (people who share the same language and culture) living in London come from countries where there is little or no way to hear about God and Jesus.



INTERNATIONAL MISSIONS

London, England





London, England



BIG BEN is the nickname for the giant bell in the clock tower at the Houses of Parliament. The bell weighs thirteen tons.



BUCKINGHAM PALACE is the official London residence of kings and queens. It has 775 rooms.

London, England



LONDON,
a different view of the city



FAMOUS BUILDINGS

Tourists (people from other places)
come see the many
buildings in London.


London, England



PEOPLE from places
all around the world come
to live in London.



MISSIONARIES tell the people in
London and places around the
country that God loves them all.



Jesus Walked on Water

The people on the boat worshiped Jesus, God's Son. *Matthew 14:33*

© 2019 LifeWay. Printed in the United States of America.
This item may be reproduced.