

3s-PRE-K

BIBLE STUDIES FOR LIFE®

JESUS IS POWERFUL
GOD'S AWESOME PROMISES
THE INCREDIBLE WORD OF GOD

KIDS LEADER GUIDE
FALL 2019

LifeWay | **Preschool**

LIFE POINT
*Jesus can help
people.*

JESUS HEALED A MAN BORN BLIND



LEVEL OF BIBLICAL LEARNING

Jesus loves people.

SCRIPTURE REFERENCE

John 9:1-34

WEEKLY VERSE

Jesus loved and helped
people. *Matthew 14:14*

UNIT VERSE

Jesus did things no one
else could do. *Acts 2:22*

SUGGESTED FOR THE WEEK OF

September 15



LEADER BIBLE STUDY

Long passages of Scripture seem, well, long. Before you choose to forgo a careful look at these thirty-four verses, know that they represent some of the most artistic work in the Gospel. In these verses John beautifully contrasted the themes of light and darkness. Later, Jesus explained the miracle when He proclaimed that He came into this world for judgment. Jesus also said those who did not see would see and those who did see would become blind.

When the disciples asked what caused the man's blindness, Jesus declared that neither the man nor his parents were the cause, and then Jesus took the opportunity to shine the light on God. Jesus, as the Light of the world, used the blind man's life to illustrate His point. Jesus spit on the ground—quite human—and made some mud that He put on the man's sightless eyes. Jesus sent him to wash in a pool with a name that means "sent." The man washed his eyes in the pool and came back seeing—quite divine. When the blind man's shocked neighbors asked what had happened, the only thing the man could tell them was that his healing came from a man named Jesus.

This miracle caused quite a stir with the religious elite. Never offering help before, the Pharisees stepped into this man's life to accuse Jesus of breaking the laws of the Sabbath. But even they were at odds with each other after witnessing this good deed to help someone in need, in spite of what their law said. Because of Jesus' actions light shined in the man's eyes for the first time. But the Pharisees continued to live in darkness. They refused to be enlightened by the way Jesus met this man's need.

The man was healed because of Jesus. He obediently went to the pool without questioning the Lord. How strong is your faith? Do you always take Jesus at His word? Do you ever have doubts or reservations?



GROUP TIME

- » **Talk about eyes.** Give mirrors to a few preschoolers. Ask them to look at the colored part of their eyes and decide whether their eyes are blue, green, or brown. Continue until all children have used a mirror. Show the eye poster and remark that God made our amazing eyes. Show the *blind* word card. Mention that sometimes people are born blind; this means they cannot see. Talk about how hard it would be to tell a blind person what the color purple looked like.
- » **Say the Unit Verse.** Work the Unit Verse puzzle as a group. Look at the poster and recall the powerful things that Jesus did. Tell preschoolers that they will hear about another powerful thing that Jesus did. Read today's Life Point and add it to the poster.
- » **Tell the Bible story.** Ask children to close their eyes and listen to hear what the blind man wanted Jesus to do and what Jesus did. Open the Bible to John 9 and tell this true story with excitement in your voice.

JESUS HEALED A MAN BORN BLIND

—Based on John 9:1-34

Jesus saw a man who had been blind since the day he was born. The blind man begged for money as people walked by him.

Jesus wanted people to see God's love, so He made mud and put it on the man's eyes. Jesus told the man to go and wash his eyes in a pool called the pool of Siloam.

The man obeyed Jesus. He went to the pool and washed the mud off his eyes. Then he could see! Jesus had healed the man.

People were surprised that the man could see. They asked, "Are you the man who used to sit in the street and beg? What happened?"

The man said, "I was blind, and Jesus healed me." He told the people what Jesus had done.

Some leaders were angry. They did not believe that Jesus could heal a man who was blind. The man told them again that it was Jesus who had healed him.

The people saw that Jesus did things that no one else could do.

- » **Review the Bible story.** Show the Teaching Picture. Lead preschoolers to talk about the Bible story. Invite three children to face the group and hold the word cards. Point to the cards as you mention that Jesus healed a blind man.
- » **Read together.** Read the book *Only Jesus* and talk about ways that Jesus helps people. Sing "Mighty Is He."
- » **Say a Bible Verse.** Open the Bible and point to the Weekly Verse. Repeat the verse a few times. Say the verse with eyes closed and with eyes open.
- » **Wrap it up.** Show the "Jesus Healed a Man Born Blind" video. Pray and thank God that Jesus has the power to help people.

CHOOSE

your own

SCHEDULE

Decide when to have group time; then select learning activities to use before and/or after group time.



- » Pack Items 14, 15, 16, 17, 19, 23: "Weekly Verses," "Unit 1 Poster" with Session 3 strip, "Unit 1 Word Cards," "Unit 1 Verse Puzzle" "Book: *Only Jesus*," "Parts of the Eye"
- » Teaching Picture 3
- » Music
- » Videos
- » Bible, nonbreakable mirrors, gift bag
- » Gather the *Jesus, blind, and healed* word cards.
- » Place the Bible marker at Matthew 14:14 and the Teaching Picture at John 9.
- » Place puzzle pieces in a gift bag.



BIBLE-LEARNING ACTIVITIES

- › Kids Activity Page
- › Printables: “Unit Verses”
- › Bible, interlocking plastic blocks, swim goggles, black paper, tape, pencils

BUILD WITHOUT SEEING

Place the marker in the Bible at the Unit Verse. Cover swim goggles with black paper to make blindfolds.

- › Help a child open the Bible and say the Unit Verse. Talk about the powerful things that Jesus did.
- › Lead preschoolers to complete the Activity Page. Talk about today’s Bible story. Tell children that the man was blind; he could not see.
- › Challenge boys and girls to build without using their eyes. Tell them to close their eyes while building a structure. Some children may want to try building while wearing the covered swim goggles.
- › Mention that Jesus knew the man needed to see and Jesus helped him. Remark that the man told people what Jesus had done.
- › Help a child find the Bible story in the Bible. Point to Jesus’ name.
(Blocks)

- › Pack Item 22: “Mud Dough Recipe”
- › Teaching Picture 3
- › Printables: “Allergy Alert”
- › Large bowl, dried mashed potato flakes, cocoa powder, measuring cups and spoons, water, waxed paper, ziplock bags

FORM MUD DOUGH

Post the Allergy Alert.

- › Help a child follow the recipe to measure and mix dough.
- › Place the dough onto waxed paper and let children play. Talk about how the dough looks like mud.
- › Look at the Teaching Picture. Mention that Jesus mixed some mud and put it on the man’s eyes. Ask preschoolers to tell what happened next (or tell them that Jesus made the man able to see).
- › Say that Jesus loves people; He helped the man because He wanted people to know about God’s love.
- › Comment that Jesus can help people. Say the Weekly Verse together.
(Nature)

- › Pack Item 14: “Weekly Verses”
- › Bible, large piece of felt, white felt cut into 2-inch circles, blue and brown felt cut into 1¼-inch circles, black felt cut into ¾-inch circles, black felt cut into ¼-by-1-inch strips, nonbreakable mirrors, contact plastic, scissors, tape

MAKE EYE DESIGNS

Place a felt strip at Matthew 14:14. Cut a large piece of contact plastic. Tape the contact plastic to a wall (sticky side out) at a child’s eye level.

- › Look in the mirrors. Talk about the different parts of the eye. (Use Pack Item 23: “Parts of the Eye” if you are not using the recipe on the back.)
- › Show a child how to place felt circles onto the sticky paper.
- › Talk about different eye colors. Stack felt pieces to make an eye’s white, iris, pupil, and lashes. Children can rearrange the pieces as they choose or experiment with other ways to create designs. You may want to include other felt pieces so children can add noses and mouths.
- › Open the Bible and say the Weekly Verse. Mention that Jesus helped the man who needed to see. Say the Life Point.
- › **Teaching Tip:** Instead of working on the wall, place the felt pieces on a table for children to build eye designs. (Puzzles)

VISIT THE EYE DOCTOR

Cut out the eye chart, dot picture, and other items. Attach the vision chart to a wall. Make copies of the checklist and attach to a clipboard.

- » Set up chairs and play out a visit to the eye doctor.
- » Cover one eye and read the chart. Look through pretend lenses and a magnifying glass at a friend's eyes.
- » Help children to form glasses frames with chenille stems.
- » Look at the dot picture and find JESUS' name in the colors. Sing "Mighty Is He" and tell children to blink their eyes every time they hear the name *Jesus*. Remind boys and girls that Jesus can help people.
- » Look at the missions pictures. Tell preschoolers that some missionaries are doctors and nurses. They help care for people and tell them about Jesus. (*Dramatic Play*)

MAKE SELF-PORTRAITS

- » Invite preschoolers to look in the mirrors at their faces. They can use the materials to make self-portraits.
- » Challenge older preschoolers to use scissors and cut out shapes for their facial features. Younger preschoolers can draw features on paper.
- » Talk about eyes. Guide children to think about how they use their eyes.
- » Mention that Jesus helped a blind man. He put mud on the man's eyes and told him to wash, and the man could see. Say the Life Point.
- » Read the book. Review previous Bible stories and look at the picture depicting today's story. Talk about ways that Jesus helped people. (*Art*)

PLAY A GAME

Tape the poster to the wall at a child's eye level.

- » Invite a child to close her eyes and spin around two or three times. Position her so she is facing the poster. Ask her to walk toward the poster and try to touch the child's eyes.
- » Remind boys and girls that Jesus healed the man's eyes. Say that Jesus helps people because He loves them and wants to help them.
- » Sing "Mighty Is He."

WORK THE VERSE PUZZLE

- » As children color the page, recall that Jesus helped the blind man.
- » Work the puzzle together. Say the words and talk about things that Jesus did.

CLEAN UP

Play "We Can Work" as a signal to begin to clean up. Thank boys and girls for working together to help.

- » Pack Item 24: "Eye Doctor Items"
- » Printables: "Checkup Checklist," "Unit 1 Missions"
- » Music
- » Chenille stems (cover ends with masking tape), chairs, tape, magnifying glasses, clipboards, pencils, sunglasses, scissors

- » Pack Item 19: "Book: Only Jesus"
- » Construction paper, markers, glue sticks, scissors, nonbreakable hand mirrors

- » Pack Item 21: "Move Your Body Poster"
- » Music
- » Tape

- » Pack Item 17: "Unit 1 Verse Puzzle"
- » Printables: "Jesus Healed a Man Born Blind" Coloring Page
- » Colored pencils

- » Music

JESUS HEALED A MAN BORN BLIND



TRANSITION/GROUP TIME

SNACK

Include the children in the distribution of the snack. Ask for one or more volunteers to pray. Lead preschoolers to clean up after the snack. Thank them for their help.

MOVE TO GROUP TIME

Invite children to move to group time if their shoes are brown. Continue naming colors until everyone arrives. Mention that we looked with our eyes at our shoes to know what color they were. Comment that in today's Bible story Jesus helped a man who could not see with his eyes.

TALK ABOUT THE BIBLE STORY

INTRODUCE THE BIBLE STORY: BASED ON JOHN 9:1-34

- » Open your Bible to John 9. Comment that Jesus showed God's love by helping a man who was blind.

SUMMARIZE THE BIBLE STORY

- » Jesus met a man who had been born blind; he could not see.
- » Jesus made some mud, put it on the man's eyes, and told him to wash it off in a pool.
- » After that, the man could see because Jesus had healed him.
- » The people were surprised when the man told them what had happened.
- » Some men wondered how Jesus could do this.
- » The man said, "I was blind, but now I can see."

REVIEW THE BIBLE STORY

- » How did Jesus show love to the blind man?
- » What did Jesus put on the man's eyes?
- » What happened after the man washed off the mud?
- » How did the people feel about what happened to the blind man?

EMPHASIZE THE LIFE POINT

- » Say that Jesus can help people.

ROOM

YOUR TEACHING PARTNER(S)

DATE OF USE

LEVEL OF BIBLICAL LEARNING

Jesus loves people.

LIFE POINT

Jesus can help people.

UNIT VERSE

Jesus did things no one else could do. Acts 2:22

WEEKLY VERSE

Jesus loved and helped people. *Matthew 14:14*

SING TOGETHER

Sing to the tune of “B-I-N-G-O”:

Jesus can; yes, Jesus can;

Yes, Jesus can help people.

J-E-S-U-S, J-E-S-U-S, J-E-S-U-S,

Yes, Jesus can help people.

SAY THE BIBLE VERSE

Open the Bible to the verse and point to it. Print the verse on a dry erase board, including the reference. Say the verse a few times, pointing to the words as you read it; encourage children to say each word with you. Erase an important word and say it again, leading children to say the missing word. Continue erasing words and saying the verse until all words are erased.

PRAY

Pray and thank God for sending Jesus to help people like the man who was born blind.

BIBLE-LEARNING ACTIVITIES

Emphasize during the activities: Jesus can help people.

- 1. Explore eyewear.** Provide old glasses frames and sunglasses, or form frames out of chenille craft stems. (Cover ends of chenille stems with masking tape.) Look at family magazines and find photographs of people who are wearing glasses. Provide books about Jesus, and encourage children to wear glasses while they read. Comment that glasses and contact lenses help some people see more clearly but glasses cannot help someone who is blind. Only Jesus can help people like that. Talk about the Bible story.
- 2. Feel letters.** Before the session, print a few story-related words on paper with a bead of white glue and let dry. On other paper, draw wavy lines or zigzag lines with a bead of glue and let dry. Encourage children to close their eyes and feel the letters or designs with their fingers. Show a child how to place paper on top of the letters or designs and rub with a crayon to see the image. Comment that blind people use their fingers to feel things since they cannot see them. Talk about the Bible story and tell how Jesus helped the blind man.

3. Draw on dry erase boards. Invite preschoolers to draw designs on the boards. Suggest a child close her eyes and try to draw a picture. Talk about the Bible story. Print Jesus’ name on index cards. Encourage boys and girls to copy letters onto the board. Help a child find the Weekly Verse in a Bible and put her finger on it. Say the verse together. Older preschoolers may enjoy printing words from the verse. Print the verse on a card for them to see.

4. Scoop and pour water. Put a small amount of water in a dishpan or shallow plastic container. Offer plastic cups to boys and girls. Tell them to scoop water into the cups and pour it back into the container. Say that Jesus put mud on the man’s eyes and told him to wash in a pool. When the man washed off the mud, he could see. Comment that Jesus is powerful and can help people.

CLEAN UP

Invite children to clean up their activities. Give each child a specific task to do. Thank children for their work.

PLAY A VISION COLOR GAME

Look around the room and tell children that you see something that is green. Invite them to use their eyes and guess until they mention the item. Continue calling out other colors as long as children are interested. Mention that our eyes help us to see. Talk about the man in the Bible story that Jesus helped to see. Review the Bible story and say the Life Point.

DISMISS

Help children gather their papers and belongings. Thank them for coming. Remind parents to review the Bible story on the Kids Activity Page.



UNIT 1 SESSION 3

Jesus Healed a Man Born Blind

UNIT VERSE

Jesus did things no one else could do.

—ACTS 2:22

Find and Circle

Look at the picture of Jesus helping a man who was blind. Find the five items that don't belong. Circle them.

Trace the Letters

Some blind people read with their fingertips using the Braille alphabet. They feel the raised dots to read letters and words. Look at the dots that spell JESUS. Trace the letters to see who helps people.



J

E

S

U

S

BIBLE STUDIES FOR LIFE®

1

CONVERSATION

Jesus Healed a Man Born Blind

BASED ON JOHN 9:1-34

Jesus saw a man who had been blind since the day he was born. The blind man begged for money as people walked by him.

Jesus wanted people to see God's love, so He made mud and put it on the man's eyes. Jesus told the man to go and wash his eyes in a pool called the pool of Siloam.

The man obeyed Jesus. He went to the pool and washed the mud off his eyes. Then he could see! Jesus had healed the man.

People were surprised that the man could see. They asked, "Are you the man who used to sit in the street and beg? What happened?"

The man said, "I was blind, and Jesus healed me." He told the people what Jesus had done.

Some leaders were angry. They did not believe that Jesus could heal a man who was blind. The man told them again that it was Jesus who had healed him.

The people saw that Jesus did things that no one else could do.



THE BIBLE MEETS LIFE

Parents, today your child learned that Jesus can help people. Jesus healed a man who was born blind so that He could display the greatness and glory of God, the One who sent Him.

LIVE IT OUT

Review today's Bible story with your child. Remind your child that Jesus helped the blind man by giving him the ability to see. Explain that Jesus showed God's power by helping people. Pray, thanking Jesus for helping people.

LEVEL OF BIBLICAL LEARNING

Jesus loves people.

DAILY BIBLE READING

Sunday: 1 Corinthians 4:20

Monday: Matthew 6:33

Tuesday: Ephesians 3:20

Wednesday: Psalm 81:10

Thursday: 2 Corinthians 9:10

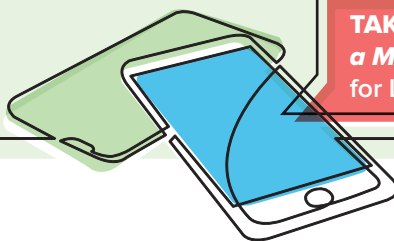
Friday: 2 Corinthians 9:8

Saturday: 2 Peter 1:3

WEEKLY VERSE: Jesus loved and helped people. *Matthew 14:14*

LIFE POINT: Jesus can help people.

TAKE IT FURTHER: Check out the *Jesus Healed a Man Born Blind* section of the Bible Studies for Life: Kids Family App.





JESUS HEALED A MAN BORN BLIND

JOHN 9:1-34 • TEACHING PICTURE 3

JESUS HEALED A MAN BORN BLIND

—Based on John 9:1-34

Jesus saw a man who had been blind since the day he was born. The blind man begged for money as people walked by him.

Jesus wanted people to see God's love, so He made mud and put it on the man's eyes. Jesus told the man to go and wash his eyes in a pool called the pool of Siloam.

The man obeyed Jesus. He went to the pool and washed the mud off his eyes. Then he could see! Jesus had healed the man.

People were surprised that the man could see. They asked, "Are you the man who used to sit in the street and beg? What happened?"

The man said, "I was blind, and Jesus healed me." He told the people what Jesus had done.

Some leaders were angry. They did not believe that Jesus could heal a man who was blind. The man told them again that it was Jesus who had healed him.

The people saw that Jesus did things that no one else could do.

UNIT VERSE: Jesus did things no one else could do. *Acts 2:22*

WEEKLY VERSE: Jesus loved and helped people. *Matthew 14:14*

LIFE POINT: Jesus can help people.

GROUP TIME

Talk about eyes. Give mirrors to a few preschoolers. Ask them to look at the colored part of their eyes and decide whether their eyes are blue, green, or brown. Continue until all children have used a mirror. Show the eye poster and remark that God made our amazing eyes. Show the *blind* word card. Mention that sometimes people are born blind; this means they cannot see. Talk about how hard it would be to tell a blind person what the color purple looked like.

Say the Unit Verse. Work the Unit Verse puzzle as a group. Look at the poster and recall the powerful things that Jesus did. Tell preschoolers that they will hear about another powerful thing that Jesus did. Read today's Life Point and add it to the poster.

Tell the Bible story. Ask children to close their eyes and listen to hear what the blind man wanted Jesus to do and what Jesus did. Open the Bible to John 9 and tell this true story with excitement in your voice.

Review the Bible story. Show the Teaching Picture. Lead preschoolers to talk about the Bible story. Invite three children to face the group and hold the word cards. Point to the cards as you mention that Jesus healed a blind man.

Read together. Read the book *Only Jesus* and talk about ways that Jesus helps people. Sing "Mighty Is He."

Say a Bible Verse. Open the Bible and point to the Weekly Verse. Repeat the verse a few times. Say the verse with eyes closed and with eyes open.

Wrap it up. Show the "Jesus Healed a Man Born Blind" video. Pray and thank God that Jesus has the power to help people.

Jesus did things no one else could do.

Acts 2:22

**Jesus told the wind and sea to be still.
Both became calm.**

Mark 4:39

Jesus loved and helped people.

Matthew 14:14

**The people on the boat worshiped Jesus,
God's Son.**

Matthew 14:33

Jesus said, "Follow Me."

John 21:19

God put the rainbow in the clouds.

Genesis 9:13

**We have good news!
God keeps His promises.**

Acts 13:32

We will do what God says.

Exodus 19:8

God, You are great, and no one is like You.

2 Samuel 7:22

Call to Me, and I will answer.

Jeremiah 33:3

I am your God.

Ezekiel 37:27

God's ways are always best.

Isaiah 55:8

The Bible teaches about Jesus.

2 Timothy 3:15



Jesus Is Powerful



Jesus Healed the Official's Son



Jesus Calmed a Storm



Jesus Healed a Man Born Blind



Jesus Walked on Water



Breakfast with Jesus



Jesus can heal people.



Jesus can tell the weather what to do.



Jesus can help people.



Jesus can do things I cannot do.



Jesus can give people what they need.

JESUS

MIRACLE

SICK

HEALED

OLD TESTAMENT

NEW TESTAMENT

BIBLE

ACTS 2:22

LOVES

HELPS

PEOPLE

BLIND

PETER

JOHN



Jesus
did things
no one
else
could do.

Acts 2:22





Image Credit: istock, shutterstock

Why did Jesus do these things?

The Bible gives a clue.

“Jesus loves and helps people.”

“Jesus did things that no one else could do.”

19 **BOOK: ONLY JESUS**
Unit 1

Bible Studies for Life 3s—Pre-K Leader Pack, Fall 2019

Instructions: Read this book throughout the unit. Each weekly session is highlighted through a preschooler’s everyday experiences, and a comparison is made to indicate the things that only Jesus can do.



Only Jesus

Christie Davis

A doctor gives me medicine
To help me when I’m ill.
But who will heal with just His words?

Only Jesus will.



What will the weather be today?

Some people try to guess.

But who can stop a scary storm?

Only Jesus. Yes!





I visited the eye doctor.
New glasses were the plan.
But who can help a man born blind?
Only Jesus can.



I kick my feet and learn to swim.
At floating, I'm a whiz!
But who's that walking on the water?
Only Jesus is.



I **want** dance lessons, hair bows, and
A puppy with white paws.



But who gives me the things I **need**?
Only Jesus does.







MOVE YOUR BODY

A recipe for

MUD DOUGH



Mix 1 tablespoon cocoa powder with 1 cup dried mashed potato flakes.



Add $\frac{3}{4}$ cup water. Mix.

Knead and enjoy.

Parts of the Eye

eyelash

eyelid

iris

pupil

Jesus loved and helped people.

Matthew 14:14

Image Credit: shutterstock


23 PARTS OF THE EYE

Unit 1

Bible Studies for Life 3s–Pre-K Leader Pack, Fall 2019

Instructions: Use this poster as a guide in a small-group activity where children will use felt pieces to create eyes. Open a Bible to the Weekly Verse and read it. See the Leader Guide for more information.

Note: "Mud Dough Recipe" (Item 22) is on the back of this item.



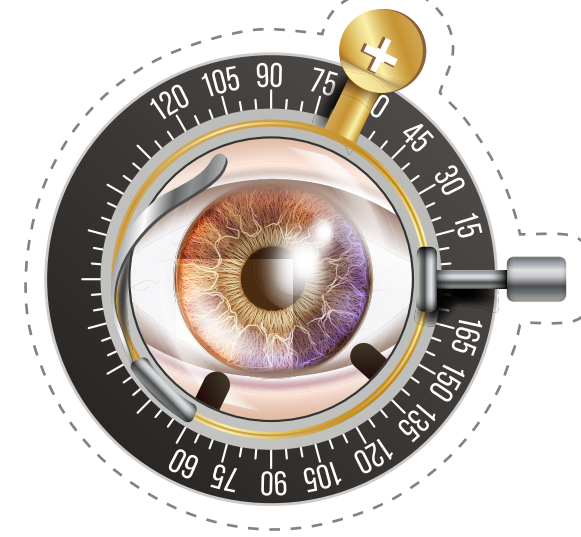
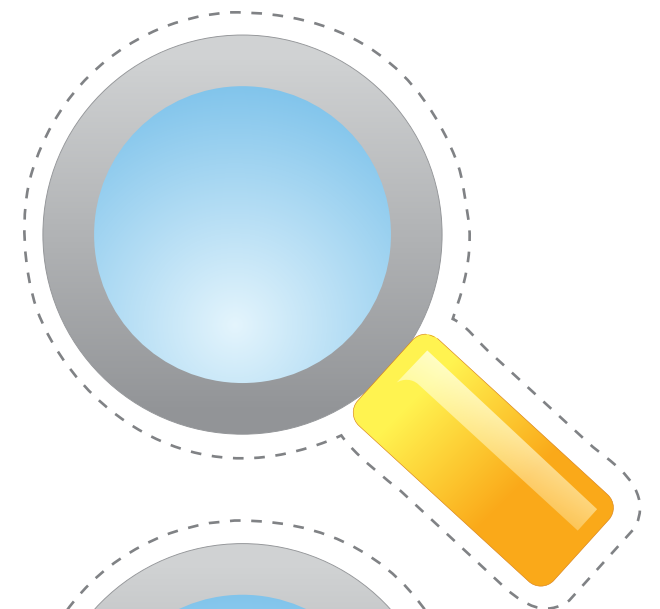
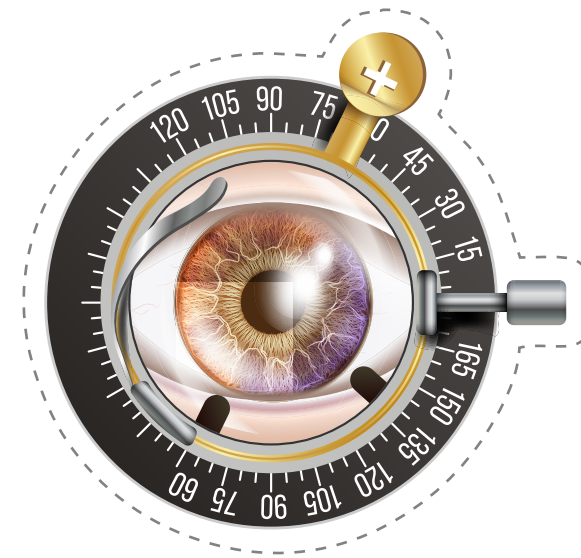


JESUS

LOVED AND

HELPED PEOPLE

MATTHEW 14:14



**Jesus did things no one
else could do.**

Acts 2:22

**We have good news!
God keeps His promises.**

Acts 13:32

God's ways are always best.

Isaiah 55:8

This Jesus of Nazareth was a man attested to you by God with miracles, wonders, and signs that God did among you through him, just as you yourselves know.

Acts 2:22

And we ourselves proclaim to you the good news of the promise that was made to our ancestors.

Acts 13:32

“For my thoughts are not your thoughts, and your ways are not my ways.” This is the LORD’s declaration.

Isaiah 55:8

**Unit Verses:
CSB**

Unit Verses

Bible Studies for Life Preschool Enhanced CD (Printables), Fall 2019
© 2019 LifeWay. Printed in the United States of America. **This item may be reproduced.**

Instructions: Cut apart the Bible markers and use to teach the Unit Verse in each session.

All Scripture quotations on this page have been taken from the Christian Standard Bible®, Copyright 2018 by Holman Bible Publishers. Used by permission. Christian Standard Bible® and CSB® are federally registered trademarks of Holman Bible Publishers.

**Jesus of Nazareth, a man approved
of God among you by miracles and
wonders and signs, which God did
by him in the midst of you, as ye
yourselves also know.**

Acts 2:22

**And we declare unto you glad
tidings, how that the promise which
was made unto the fathers.**

Acts 13:32

**For my thoughts are not your
thoughts, neither are your ways my
ways, saith the LORD.**

Isaiah 55:8

Allergy Alert

Today your child will be tasting,
smelling, or handling the following:



Allergy Alert

Bible Studies for Life Preschool Enhanced CD (Printables), Fall 2019

© 2019 LifeWay. Printed in the United States of America. This item may be reproduced.

Instructions: Print and post the allergy alert. Refer to the Leader Guide for suggested activities that require an allergy alert.

CHECKUP CHECKLIST

Name: _____ Age: _____



Boy

☐

Girl

☐

Blood Pressure



Pulse

What Hurts?

Head

Stomach/Belly

Arm/Hand

Foot/Leg



Fever



Cough/
Cold

Checkup Checklist

Bible Studies for Life Preschool Enhanced CD (Printables), Fall 2019
© 2019 LifeWay. Printed in the United States of America. This item may be reproduced.

Instructions: Print several pages and attach to clipboards. Tie a pencil to each clipboard with yarn. Invite a child to fill out a form as she pretends to be a doctor, talking to another child "patient."

London, England



Aden and Addyson Rigney are missionary kids living in London, England with their dad, Chad, their mom, Lynsi, and their little sister, Evelyn. London is a large city. People from many different countries live there. This makes London one of the most different cities in the world!

London is also a very popular city for tourists. People travel to London to see things like Big Ben, a gigantic clock, and Buckingham Palace, a massive home where the queen lives. For the Rigney family, however, the biggest reason they moved to this city was to tell people about Jesus.


People in London speak over three hundred different languages. They eat many different types of foods, and they believe many different things about God. Some might believe there is more than one true God, and others might not believe in God at all. It is not unusual for the Rigneys to meet people who have never even heard the good news about Jesus.

The Rigney family looks for ways to meet a lot of people so they can share the gospel with them. Chad Rigney builds websites that help more people learn about God. Aden and Addyson sing and play music to share Jesus with others.

You are a part of God's plan for people in London to hear the gospel, too. You can pray! Pray for the Rigney family in London. Ask God to help them do whatever He asks and to give them more opportunities to tell about God's love.

Interesting facts

- ☐ England is the largest country in Great Britain and is ruled by a queen.
- ☐ London is the capital of England and is the country's largest city. It has been called "a world in one city" because there are people living there from so many different countries, cultures, and nations.
- ☐ English is the official language of England.
- ☐ Hundreds of people groups (people who share the same language and culture) living in London come from countries where there is little or no way to hear about God and Jesus.



INTERNATIONAL MISSIONS

London, England





London, England



BIG BEN is the nickname for the giant bell in the clock tower at the Houses of Parliament. The bell weighs thirteen tons.



BUCKINGHAM PALACE is the official London residence of kings and queens. It has 775 rooms.



LONDON,
a different view of the city



FAMOUS BUILDINGS


Tourists (people from other places)
come see the many
buildings in London.



PEOPLE from places
all around the world come
to live in London.



MISSIONARIES tell the people in
London and places around the
country that God loves them all.



Jesus Healed a Man Born Blind

Jesus loved and helped people. *Matthew 14:14*

© 2019 LifeWay. Printed in the United States of America.
This item may be reproduced.