

3s-PRE-K

BIBLE STUDIES FOR LIFE®

JESUS IS POWERFUL
GOD'S AWESOME PROMISES
THE INCREDIBLE WORD OF GOD

KIDS LEADER GUIDE
FALL 2019

LifeWay | **Preschool**

LIFE POINT
Jesus can tell
the weather
what to do.

JESUS CALMED A STORM



LEVEL OF BIBLICAL LEARNING

Jesus taught people what God is like.

SCRIPTURE REFERENCE

Mark 4:35-41; Luke 8:22-25

WEEKLY VERSE

Jesus told the wind and sea to be still. Both became calm. *Mark 4:39*

UNIT VERSE

Jesus did things no one else could do. *Acts 2:22*

SUGGESTED FOR THE WEEK OF

September 8



LEADER BIBLE STUDY

The Gospels are portraits of Jesus. Each is complete, and together they provide a comprehensive testimony to Jesus' life. The event of Jesus calming the storm is recorded in Mark and Luke as well as Matthew. All provide wonderful details about this miracle. After sunset but before dark, Jesus told the disciples to take the boat across the Sea of Galilee to the other side. The boat was a small fishing boat, easily dragged onto shore and filled to capacity with thirteen riders. A few other boats went out with them.

A sudden and severe squall, common on the lake, challenged the skills of these professional fishermen. Mark was very honest with the disciples' reaction to Jesus sleeping in the boat. They complained and cried out in irritation, fear, and possibly even anger. When Jesus woke up, He commanded the storm to be still. After the storm calmed, Jesus asked, "Where is your faith?" The disciples did not trust God for their safety even though He was in the boat with them as the person of Jesus.

Luke did not imply that the disciples did not have faith, but he acknowledged they were not calling on it in the midst of this crisis. It is apparent that the Twelve had not come to terms with who Jesus truly is, but what they had just seen was opening their minds to the truth that Jesus is the Christ and Lord of all. Here they saw and experienced another sign of God's kingdom breaking in and restoring order to creation, something that only God could do. They must have connected some dots that Jesus was in fact God in the flesh.

God's rule will extend over all and bring creation back to its original design. But, like the disciples, you still may question if the Lord will show up when you need Him. Do you waffle between belief and unbelief? How do you answer Jesus' question, "Where is your faith?"



GROUP TIME

- » **Move to music.** Play “Classical Wave.” Lead preschoolers to move as if they are floating on the water. Suggest other movements. Stop music and tell children to move back to group time.
- » **Talk about the weather.** Display the Weather Cards and talk about the type of weather pictured. Lay cards on the floor. Show the weather items, one at a time, and ask in which type of weather the item would be most useful. Mention that it would be nice to have the weather we always want but we do not have the power to control the weather. Remark that in today’s Bible story we will hear about someone who can tell the weather what to do.
- » **Tell the Bible story.** Open the Bible to Mark 4 and tell this exciting story in your own words. Suggest children think about how they would feel if they were one of the men in today’s Bible story.

JESUS CALMED A STORM

—Based on Mark 4:35-41; Luke 8:22-25

One day a large crowd of people had gathered near the lake. Jesus sat in a boat and spoke to them. The people sat on the shore and listened to many stories that helped them learn about God.

Late that afternoon, Jesus said to His disciples, “Let’s go across the lake.” They left the crowd and sailed toward the other side. Jesus went to the back of the boat so He could rest. He went to sleep on a cushion.

While Jesus was sleeping, a big storm came up. Wind and waves rocked the boat. Water splashed into the boat. The disciples were afraid. They called, “Jesus! Wake up! We’re in danger!”

Jesus stood up. He told the wind to stop blowing and the waves to be still. The wind stopped! The waves became calm and still!

The disciples were surprised that Jesus had stopped the storm.


- » **Review the Bible story.** Show the Teaching Picture and ask questions to review the Bible story. Look at the poster and talk about how Jesus showed He is powerful. Invite a child to attach the Life Point strip; read the strip. Remark that scientists study and try to guess what the weather will be but only Jesus can tell the weather what to do. Invite volunteers to pray; close by thanking God for powerful Jesus.
- » **Say the Bible Verse.** Open the Bible to the marked verse and read it. Lead children to say it with you. Pass the Bible around the group, allowing each child a turn to open to the verse. Say the verse each time a child opens the Bible.
- » **Talk about the Bible.** Show the word cards and mention that the Bible has two parts: Old Testament and New Testament. Show the blue strip in the Bible. Say that today’s story and verse are in the New Testament.
- » **Wrap it up.** Show the “Jesus Calmed a Storm” video.

CHOOSE

your own

SCHEDULE

Decide when to have group time; then select learning activities to use before and/or after group time.



- » Pack Items 14, 15, 16, 20: “Weekly Verses,” “Unit 1 Poster” with Session 2 strip, “Unit 1 Word Cards,” “Weather Cards”
- » Teaching Picture 2
- » Music
- » Videos
- » Bible, a few weather items (sunscreen, umbrella, gloves or scarf, etc.), blue strip of paper
- » Gather the *Bible*, *Old Testament*, and *New Testament* word cards.
- » Place the Bible marker at Mark 4 and the paper strip between the Old Testament and the New Testament.
- » Separate Weather Cards.



BIBLE-LEARNING ACTIVITIES

› Kids Activity Page

- › Bible, art paper, blue and black washable paint, water, bowls, eyedroppers, combs or small foam brushes (optional), straws, smocks, wet wipes, pencils, marker

- › Pack Items 14, 21: “Weekly Verses,” “Move Your Body Poster”

› Teaching Picture 2

› Music

- › Bible, pom-pom (substitute large button, coin, etc.)

- › Pack Item 18: “Transportation Domino Tiles”

- › Bible, blocks, blue paper, blunt-tip scissors, tape, toy boats

CREATE WEATHER ART

Add paint to a bowl and thin with water. Print the Life Point on each paper. Place an Activity Page in the Bible at Mark 4.

- › Complete the Activity Page. Point to the symbol that represents wind.
- › Guide children to put on smocks. Give a child a straw and show how to blow through it to feel the wind. Practice blowing through the straw (rather than sucking in).
- › Help children use eyedroppers to add a few drops of paint to the paper. Tell them to place the straw near (but not too close) to the paint and blow through the straw. Watch the paint move as the “wind” blows it.
- › Open the Bible and point to Mark 4. Tell boys and girls that this is the place where we read today’s Bible story. Recall parts of the story and comment that Jesus can tell the weather what to do.
- › For younger preschoolers (or as an alternative), provide combs or small foam brushes. Drop paint on the paper with eyedroppers and use the combs or brushes to create storm clouds. *(Art)*

MOVE AND BE STILL

Lay the poster on the floor. Mark today’s Bible Verse.

- › Show the Teaching Picture and talk about the tall waves. Pretend to move up and down in a boat as the wind blows. Talk about how the men must have felt.
- › Toss a pom-pom onto the poster and identify the body part. Wiggle that part of the body as “Monkey Shuffle” plays. Pause the music and say: “Be still!” Children can freeze (or stop moving) where they are.
- › Ask another child to toss the pom-pom and continue playing the game. Challenge a child to toss the pom-pom twice and wiggle two body parts.
- › Open the Bible to the Weekly Verse and say it. Mention that only Jesus can tell the weather what to do. *(Music)*

BUILD A LAKE FRONT

Prepare the domino tiles. Place paper and boats on the floor near the blocks.

- › Invite children to arrange the paper to form a lake. Build a dock or marina with blocks. Challenge older preschoolers to tape paper together and cut out a lake shape.
- › Remind preschoolers that Jesus taught the people from a boat and later calmed the storm.
- › Invite boys and girls to arrange the domino tiles. Identify boat images on tiles as children work.
- › Say the Unit Verse and find it in a Bible. Talk about what Jesus did that showed His power. Say that Jesus taught people what God is like. *(Blocks)*

READ IN THE WIND

Set the fan on a flat surface. Access power and turn it on low speed.

- » Look at books about the weather. Mark pictures (with sticky notes) where the wind appears to be blowing.
- » Read *Only Jesus*. Point to today's Teaching Picture and recall the Bible story. Talk about what the wind did in the storm and after Jesus spoke.
- » Hold a hand near the fan and feel the wind. Lead children to choose the Weather Card that best depicts what the fan is doing.
- » Lead preschoolers to work the puzzle. Read the verse.
- » Remind children that people can guess what the weather will be but Jesus is the only one who can tell the weather what to do. (*Books*)

DRAW AND FLOAT BOATS

Wrap plates with foil, making sure the foil is very smooth on the plate's eating surface.

- » Invite a child to draw a boat shape with a marker on smooth foil. Encourage her to use thick lines to make her boat shape.
- » Help her pour a small amount of water near the drawing until the water covers it. Watch the shape slowly lift off the foil and begin to float in the water. Gently blow on the water and watch the boat move.
- » Point to today's picture on the poster and talk about the storm. Remind children that the men were frightened because of the waves.
- » Say that Jesus can tell the weather what to do. (*Nature*)

TAKE A PRETEND TRIP

- » Encourage preschoolers to talk about trips they have taken. Ask how they traveled (car, airplane, boat, bus).
- » Invite children to "take a trip." They can pretend to pack a suitcase. They can arrange chairs to be cars or airplanes. They can drive using a paper plate as a steering wheel.
- » Show the map and the missions pictures. Identify the featured country.
- » Think of different ways a missionary family might travel across the world to tell people about Jesus. Pray that missionaries will have the things they need to tell about Jesus. (*Dramatic Play*)

SING ABOUT JESUS

- » While children color the page, play "Mighty Is He."
- » Mention that when the men in the boat were afraid of the storm, Jesus told the wind to stop because He can tell the weather what to do.
- » Sing "What Did Jesus Do?" and other songs about Jesus.

- » Pack Items 17, 19, 20: "Unit 1 Verse Puzzle," "Book: *Only Jesus*," "Weather Cards"
- » Small fan, books about weather, sticky notes

Note: Do not leave fan unattended.

- » Pack Item 15: "Unit 1 Poster"
- » Heavyweight paper plates, foil sheets, pitcher of water, cups, plastic tub, wide-tip dry erase markers (black works best), paper towels

- » Printables: "Unit 1 Missions"
- » World map, paper plate, small suitcases or bags

- » Printables: "Jesus Calmed a Storm" Coloring Page
- » Music
- » Crayons

CLEAN UP

Ask boys and girls to work together to help put away materials.

UNIT 1
SESSION 2

Bonus
Teaching Hour
for 3s-Pre-K

JESUS CALMED A STORM



TRANSITION/GROUP TIME

SNACK

Include the children in the distribution of the snack. Ask for one or more volunteers to pray. Lead preschoolers to clean up after the snack. Thank them for their help.

MOVE TO GROUP TIME

Clap a rhythm to call boys and girls to group time. Clap a rhythm and tell preschoolers to clap it back to you. Repeat a few times.

TALK ABOUT THE BIBLE STORY

INTRODUCE THE BIBLE STORY: BASED ON MARK 4:35-41; LUKE 8:22-25

- » Tell children that in today's Bible story, Jesus showed His disciples how much He loved them by helping them when they were afraid. Open your Bible to Mark 4 and place it in your lap as you tell the story.

SUMMARIZE THE BIBLE STORY

- » Jesus had a long day of teaching people about God. He sat in a boat, and they stood on the shore.
- » Jesus and His disciples left the crowd and sailed across the lake.
- » Jesus went to sleep in the back of the boat.
- » A big storm came up that rocked the boat and splashed water into it.
- » The waves were very tall. The wind blew hard.
- » The men were afraid and woke Jesus up.
- » Jesus told the wind and waves to be still, and the storm stopped.

REVIEW THE BIBLE STORY

- » Why were Jesus and the men in the boat?
- » What was Jesus doing as the boat sailed across the lake?
- » Why were the disciples afraid?
- » What did Jesus tell the wind and waves to do?

EMPHASIZE THE LIFE POINT

- » Remark that Jesus can tell the weather what to do.

ROOM

YOUR TEACHING PARTNER(S)

DATE OF USE

LEVEL OF BIBLICAL LEARNING

Jesus taught people what God is like.

LIFE POINT

Jesus can tell the weather what to do.

UNIT VERSE

Jesus did things no one else could do. *Acts 2:22*

WEEKLY VERSE

Jesus told the wind and sea to be still. Both became calm. *Mark 4:39*

SING TOGETHER

Sing to the tune of “Jesus Loves Me” (chorus):

*Jesus can tell,
Jesus can tell,
Jesus can tell
The weather what to do.*

SAY THE BIBLE VERSE

Open a Bible to the Weekly Verse. Point to it and mention that it is in the New Testament part of the Bible. Read the verse. Ask children to repeat it a few times in a loud voice. Then repeat it in a soft voice.

PRAY

Invite a few volunteers to pray. Close the prayer, and thank God that Jesus can do things no one else can do.

BIBLE-LEARNING ACTIVITIES

Emphasize during the activities: Jesus can tell the weather what to do.

- 1. Tape boat shapes and stack blocks.** Attach masking tape to the floor in the shape of a boat bottom. Invite preschoolers to stack blocks along the edges to build the boat’s walls. They may want to experiment with different ways to build the boat shape. Sit in the boat and play out the Bible story. Talk about how the men may have felt when the strong wind blew. Remind children that Jesus loved and helped the men by telling the weather what to do. Encourage children to take turns standing in the boat shape and saying, “Be still!”
- 2. Play an opposite game.** Call out an action for the children to perform with their bodies; then say its opposite such as asleep/awake, tall/small, forward/backward, hungry/full. Remind children that the disciples woke Jesus when He was asleep and He helped them by stopping the storm. Say that the storm was loud and then it was still. Tell children to move as if in a busy windstorm. Then say, “Be still,” and children can freeze or stop moving. Play the moving and still game several times. Thank God for His Son, Jesus, who is powerful.

- 3. Make a storm picture.** Invite children to cover a piece of art paper with colorful designs using washable markers. Lay a drawing on a few paper towels. Give a child water in a spray bottle and tell him to spray a fine mist onto his paper. Watch the colors blend together. Talk about the Bible story. Remind boys and girls that the waves were so high that water got into the boat and the disciples were afraid. Ask preschoolers to tell what Jesus said and did.
- 4. Rock boats.** Gather a few friends together and hold the edges of a blue towel or sheet. Place a few toy boats on the towel, and instruct children to begin to make waves by moving the towel’s edges up and down. Watch the boats toss in the waves. Tell preschoolers to work together to keep the boats on the towel as they move it. Say the Bible Verse. Ask boys and girls to show what happened when Jesus told the weather what to do.

CLEAN UP

Invite children to clean up their activities. Give each child a specific task to do. Thank children for their work.

PLAY OUT THE WEATHER

Call out different kinds of weather and suggest boys and girls move like they are walking in that weather. Mention cold, rainy, windy, hot, thunderstorm, cool, or snowy. Ask children to tell what they do in the different types of weather. Remind children that people might guess what the weather will be but only Jesus can tell the weather what to do.

DISMISS

Help children gather their papers and belongings. Thank them for coming. Remind parents to review the Bible story on the Kids Activity Page.



UNIT 1 SESSION 2

Jesus Calmed a Storm


UNIT VERSE

Jesus did things no one else
could do.

—ACTS 2:22


Count the Shapes

Scientists try to guess what the weather will be, but only Jesus
can tell the weather what to do. Count the weather symbols.



What's the Weather?

Circle each group that matches the
number of symbols pictured on the
map.



BIBLE STUDIES FOR LIFE®

1

CONVERSATION

Jesus Calmed a Storm

**BASED ON MARK 4:35-41;
LUKE 8:22-25**

One day a large crowd of people had gathered near the lake. Jesus sat in a boat and spoke to them. The people sat on the shore and listened to many stories that helped them learn about God.



Late that afternoon, Jesus said to His disciples, “Let’s go across the lake.” They left the crowd and sailed toward the other side. Jesus went to the back of the boat so He could rest. He went to sleep on a cushion.

While Jesus was sleeping, a big storm came up. Wind and waves rocked the boat. Water splashed into the boat. The disciples were afraid. They called, “Jesus! Wake up! We’re in danger!”

Jesus stood up. He told the wind to stop blowing and the waves to be still. The wind stopped! The waves became calm and still!

The disciples were surprised that Jesus had stopped the storm.

WEEKLY VERSE: Jesus told the wind and sea to be still. Both became calm. *Mark 4:39*

LIFE POINT: Jesus can tell the weather what to do.

THE BIBLE MEETS LIFE

Parents, your child learned that Jesus tells the weather what to do. When the disciples were frightened by a sudden storm, Jesus spoke, and everything became calm!

LIVE IT OUT

If your child is afraid of turbulent weather, take the time to pray with her. Review the Bible story of the storm that the disciples faced and how Jesus helped them. Remind your child that Jesus (and God) are in charge of the weather.

LEVEL OF BIBLICAL LEARNING

Jesus taught people what God is like.

DAILY BIBLE READING

Sunday: Mark 4:39

Monday: Jeremiah 5:22

Tuesday: Psalm 148:8

Wednesday: Job 38:8

Thursday: Matthew 17:27

Friday: Jeremiah 10:13

Saturday: Matthew 21:19

TAKE IT FURTHER: Check out the *Jesus Calmed a Storm* section of the Bible Studies for Life: Kids Family App.



JESUS CALMED A STORM

MARK 4:35-41; LUKE 8:22-25 • TEACHING PICTURE 2

JESUS CALMED A STORM

—Based on Mark 4:35-41; Luke 8:22-25

One day a large crowd of people had gathered near the lake. Jesus sat in a boat and spoke to them. The people sat on the shore and listened to many stories that helped them learn about God.

Late that afternoon, Jesus said to His disciples, “Let’s go across the lake.” They left the crowd and sailed toward the other side. Jesus went to the back of the boat so He could rest. He went to sleep on a cushion.

While Jesus was sleeping, a big storm came up. Wind and waves rocked the boat. Water splashed into the boat. The disciples were afraid. They called, “Jesus! Wake up! We’re in danger!”

Jesus stood up. He told the wind to stop blowing and the waves to be still. The wind stopped! The waves became calm and still!

The disciples were surprised that Jesus had stopped the storm.

UNIT VERSE: Jesus did things no one else could do. *Acts 2:22*

WEEKLY VERSE: Jesus told the wind and sea to be still. Both became calm. *Mark 4:39*

LIFE POINT: Jesus can tell the weather what to do.

GROUP TIME

Move to music. Play “Classical Wave.” Lead preschoolers to move as if they were floating on the water. Suggest other movements. Stop music and tell children to move back to group time.

Talk about the weather. Display the Weather Cards and talk about the type of weather pictured. Lay cards on the floor. Show the weather items, one at a time, and ask in which type of weather the item would be most useful. Mention that it would be nice to have the weather we always want but we do not have the power to control the weather. Remark that in today’s Bible story we will hear about someone who can tell the weather what to do.

Tell the Bible story. Open the Bible to Mark 4 and tell this exciting story in your own words. Suggest children think about how they would feel if they were one of the men in today’s Bible story.

Review the Bible story. Show the Teaching Picture and ask questions to review the Bible story. Look at the poster and talk about how Jesus showed He is powerful. Invite a child to attach the Life Point strip; read the strip. Remark that scientists study and try to guess what the weather will be but only Jesus can tell the weather what to do. Invite volunteers to pray; close by thanking God for powerful Jesus.

Say the Bible Verse. Open the Bible to the marked verse and read it. Lead children to say it with you. Pass the Bible around the group, allowing each child a turn to open to the verse. Say the verse each time a child opens the Bible.

Talk about the Bible. Show the word cards and mention that the Bible has two parts: Old Testament and New Testament. Show the blue strip in the Bible. Say that today’s story and verse are in the New Testament.

Wrap it up. Show the “Jesus Calmed a Storm” video.



Jesus did things no one else could do.

Acts 2:22



**Jesus told the wind and sea to be still.
Both became calm.**

Mark 4:39



Jesus loved and helped people.

Matthew 14:14



**The people on the boat worshiped Jesus,
God's Son.**

Matthew 14:33



Jesus said, "Follow Me."

John 21:19



God put the rainbow in the clouds.

Genesis 9:13



**We have good news!
God keeps His promises.**

Acts 13:32



We will do what God says.

Exodus 19:8



God, You are great, and no one is like You.

2 Samuel 7:22



Call to Me, and I will answer.

Jeremiah 33:3



I am your God.

Ezekiel 37:27



God's ways are always best.

Isaiah 55:8



The Bible teaches about Jesus.

2 Timothy 3:15



Jesus Is Powerful



Jesus Healed the Official's Son



Jesus Calmed a Storm



Jesus Healed a Man Born Blind



Jesus Walked on Water



Breakfast with Jesus



Jesus can heal people.



Jesus can tell the weather what to do.



Jesus can help people.



Jesus can do things I cannot do.



Jesus can give people what they need.

JESUS

MIRACLE

SICK

HEALED

OLD TESTAMENT

NEW TESTAMENT

BIBLE

ACTS 2:22

LOVES

HELPS

PEOPLE

BLIND

PETER

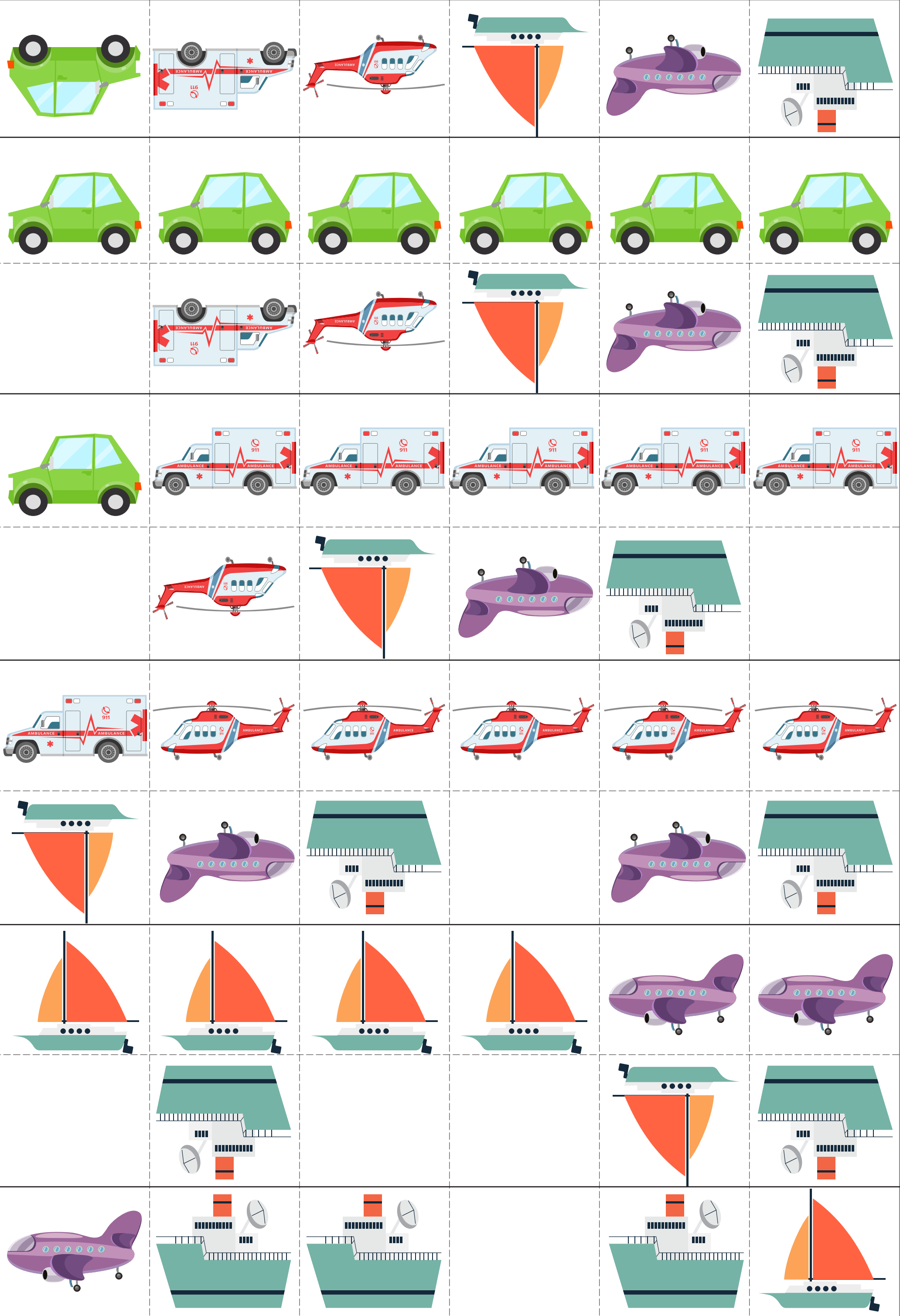
JOHN



Jesus
did things
no one
else
could do.

Acts 2:22





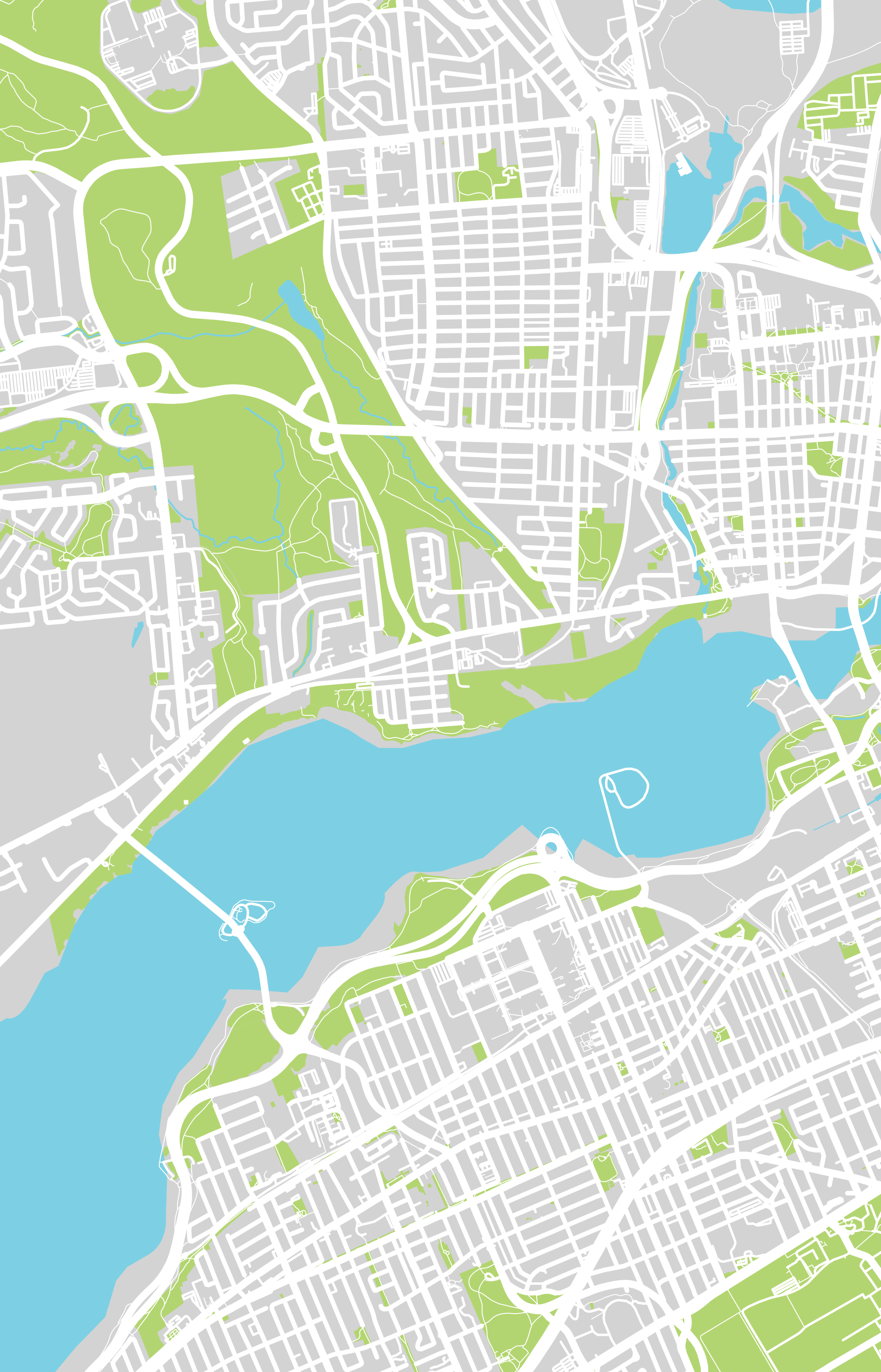




Image Credit: istock, shutterstock

Why did Jesus do these things?

The Bible gives a clue.

“Jesus loves and helps people.”

“Jesus did things that no one else could do.”

19 **BOOK: ONLY JESUS**
Unit 1

Bible Studies for Life 3s—Pre-K Leader Pack, Fall 2019

Instructions: Read this book throughout the unit. Each weekly session is highlighted through a preschooler’s everyday experiences, and a comparison is made to indicate the things that only Jesus can do.



Only Jesus

Christie Davis

A doctor gives me medicine
To help me when I’m ill.
But who will heal with just His words?

Only Jesus will.



What will the weather be today?

Some people try to guess.

But who can stop a scary storm?

Only Jesus. Yes!





I visited the eye doctor.
New glasses were the plan.
But who can help a man born blind?
Only Jesus can.



I kick my feet and learn to swim.
At floating, I'm a whiz!
But who's that walking on the water?
Only Jesus is.



I **want** dance lessons, hair bows, and
A puppy with white paws.




But who gives me the things I **need**?
Only Jesus does.






CLOUDY



WINDY




STORMY



SNOWY



RAINY



SUNNY



MOVE YOUR BODY

London, England



Aden and Addyson Rigney are missionary kids living in London, England with their dad, Chad, their mom, Lynsi, and their little sister, Evelyn. London is a large city. People from many different countries live there. This makes London one of the most different cities in the world!

London is also a very popular city for tourists. People travel to London to see things like Big Ben, a gigantic clock, and Buckingham Palace, a massive home where the queen lives. For the Rigney family, however, the biggest reason they moved to this city was to tell people about Jesus.

People in London speak over three hundred different languages. They eat many different types of foods, and they believe many different things about God. Some might believe there is more than one true God, and others might not believe in God at all. It is not unusual for the Rigneys to meet people who have never even heard the good news about Jesus.

The Rigney family looks for ways to meet a lot of people so they can share the gospel with them. Chad Rigney builds websites that help more people learn about God. Aden and Addyson sing and play music to share Jesus with others.

You are a part of God's plan for people in London to hear the gospel, too. You can pray! Pray for the Rigney family in London. Ask God to help them do whatever He asks and to give them more opportunities to tell about God's love.

Interesting facts

- ☐ England is the largest country in Great Britain and is ruled by a queen.
- ☐ London is the capital of England and is the country's largest city. It has been called "a world in one city" because there are people living there from so many different countries, cultures, and nations.
- ☐ English is the official language of England.
- ☐ Hundreds of people groups (people who share the same language and culture) living in London come from countries where there is little or no way to hear about God and Jesus.



INTERNATIONAL MISSIONS

London, England





London, England



BIG BEN is the nickname for the giant bell in the clock tower at the Houses of Parliament. The bell weighs thirteen tons.



BUCKINGHAM PALACE is the official London residence of kings and queens. It has 775 rooms.

London, England



LONDON,
a different view of the city



FAMOUS BUILDINGS

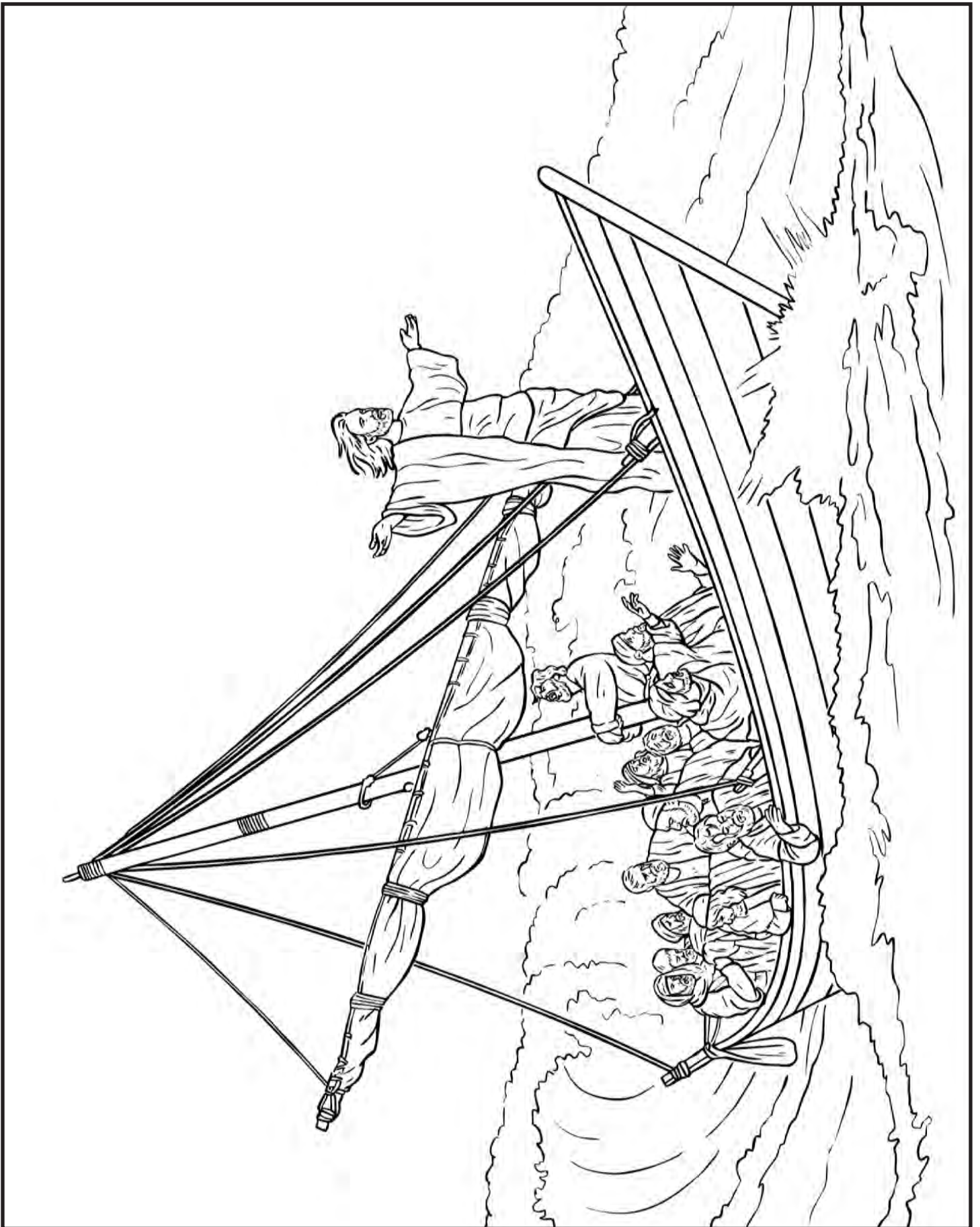
Tourists (people from other places)
come see the many
buildings in London.



PEOPLE from places
all around the world come
to live in London.



MISSIONARIES tell the people in
London and places around the
country that God loves them all.



Jesus Calmed a Storm

Jesus told the wind and sea to be still. Both became calm. *Mark 4:39*

© 2019 LifeWay. Printed in the United States of America.
This item may be reproduced.