

3s-PRE-K

BIBLE STUDIES FOR LIFE®

JESUS IS POWERFUL
GOD'S AWESOME PROMISES
THE INCREDIBLE WORD OF GOD

KIDS LEADER GUIDE
FALL 2019

LifeWay | **Preschool**

LIFE POINT
*Jesus can heal
people.*

JESUS HEALED THE OFFICIAL'S SON



LEVEL OF BIBLICAL LEARNING

Jesus healed sick people.

SCRIPTURE REFERENCE

John 4:46-54

WEEKLY VERSE

Jesus did things no one
else could do.

Acts 2:22

UNIT VERSE

Jesus did things no one
else could do.

Acts 2:22

SUGGESTED FOR THE WEEK OF

September 1



LEADER BIBLE STUDY

Jesus' love for people and His powerful acts on their behalf mean He is much more than a superhero. It means He is the Son of God! Only with the power of His heavenly Father could He love so deeply and act with such authority. It does not get more super than that. The Bible calls His super powers *miracles*, *signs*, *wonders*, *mighty works*, and *powers*. John calls the seven miracles he records about Jesus *signs*. John's Gospel points to life-changing faith decisions. You will know a miracle (or sign) by an immediate and powerful action of God that reveals His character or purposes.

An official traveled quite a distance to see Jesus. The man's son was dying. He begged Jesus to come back with him and heal his son. Jesus was aware of the people around Him who were there to see another miracle. He addressed the crowd, acknowledging they did not believe; they just liked the show. Seeing the father's belief, Jesus assured him that his son would live. The father did not seek a public spectacle but a private miracle. The man had faith that when he returned, his son would be healed. As he traveled back and before he arrived home, his servants met him with the news that his son's fever had left him. Upon further revelation he discovered his son's healing happened the very moment Jesus said his son would live. This was no coincidence; instead, it was a divine confirmation of God's love and power.

Jesus performs miracles today. When and where have you witnessed a miracle? How have you seen God's action? What does it reveal about His character and purposes?



GROUP TIME

- » **Sing together.** Play and sing “Mighty Is He.”
- » **Play a “Which One?” game.** Attach the sticky notes to opposite walls in the classroom. Ask preschoolers if they have ever skinned their knees. Tell them they can move to the Yes note if they have and to the No if they have not. Ask if they have had other injuries or illnesses (headache, cold, splinter, stomachache).
- » **Talk about the Life Point.** Look at the poster and tell children that Jesus is powerful because He is God’s Son. Show and read today’s Life Point strip. Choose a child to attach the strip to the poster.
- » **Tell the Bible story.** Open your Bible to John 4. Mention that today’s Bible story is found in the Book of John. Say that someone in today’s Bible story needed help from Jesus. Tell the Bible story in your own words as you hold the open Bible.

JESUS HEALED THE OFFICIAL’S SON

—Based on John 4:46-54

One day a man who worked for the king came to talk to Jesus. The man’s son was sick and about to die. The man asked Jesus to come and heal his son.

“Come before he dies,” the man said.

Jesus said, “Go home. Your son will live.”

The man believed what Jesus said. He started to walk home. On the way home, he saw some of his workers. They told him that his boy was alive. The man asked when his son got better.

“He began to get better yesterday,” the workers said.

The man thought about the words Jesus said. The boy began to get better at the same time Jesus spoke to him. The man knew that Jesus was God’s Son. Jesus spoke the words, and the boy was healed.

- » **Review the Bible story.** Show the Teaching Picture and the word cards. Mention that the man’s son was sick but Jesus made him well. Explain that a miracle is something amazing that only God and Jesus can do. Tell children that Jesus had the power to perform miracles like healing people because He wanted people to know that He is God’s Son.
- » **Learn the Bible Verse.** Open the Bible to the marker in Acts and read the verse. Pass the Acts 2:22 card around the group as you repeat the verse. When you say the reference, the child holding the card can hold it over her head. Pass the card and repeat the verse several times.
- » **Pray.** Thank God for sending His Son, Jesus. Thank God that Jesus is powerful and can heal people.
- » **Wrap it up.** Show the “Jesus Healed the Official’s Son” video. Show the word *miracle* again. Encourage preschoolers to talk about what the word means. Say that healing someone is a miracle.

CHOOSE
your own
SCHEDULE

Decide when to have group time; then select learning activities to use before and/or after group time.



- » Pack Items 14, 15, 16: “Weekly Verses,” “Unit 1 Poster” with Session 1 strip, “Unit 1 Word Cards”
- » Teaching Picture 1
- » Music
- » Videos
- » Bible, 2 sticky notes, tape, marker
- » Print Yes on one sticky note and No on the other.
- » Separate the word cards and gather these words: *Jesus, miracle, sick, healed, Acts 2:22.*
- » Place the Bible marker at Acts 2:22.



BIBLE-LEARNING ACTIVITIES

- › Pack Items 14, 16:
“Weekly Verses,”
“Unit 1 Word Cards”
(Jesus, healed)
- › Kids Activity Page
- › Bible, snack-size
ziplock bags, adhesive
bandages, cotton swabs,
individually packaged
first aid wipes, markers

- › Pack Item 17: “Unit 1
Verse Puzzle”
- › Music
- › Bible, tape, puzzles
about Jesus

- › Pack Item 16: “Unit 1
Word Cards” (sick)
- › Blocks, toy cars and
emergency vehicles

- › Bible, stopwatch,
hourglass timers
(nonbreakable),
electronic device’s timer
app, wristwatch, kitchen
timer, colored pencils,
paper

MAKE A FIRST AID KIT

Place the verse marker in the Bible. Display cards and materials.

- › Allow children to use the markers carefully to decorate a bag. Older preschoolers may try to copy the words.
- › Talk about what each of the first aid supplies are used for. Gather a few, add them to the bag, and zip it closed. Suggest places a family might need to keep a first aid kit.
- › Lead preschoolers to complete the Activity Page and mention that Jesus can heal people. Talk about how God helps us to feel better when we are sick or hurt.
- › Open the Bible and read the verse. *(Art)*

PLAY A PUZZLE RELAY

Place parallel tape lines on the floor about 15 feet apart. Separate the Unit 1 puzzle pieces and place, verse side up, along the far strip of tape.

- › Play “There’s No One Else Like Him.”
- › Gather children in a line behind the tape. Instruct a child to hurry to the puzzle pieces, select one, and return. Send the next child. When all the pieces have been gathered, work the puzzle.
- › Read the verse and find it in the Bible. Remind children that Jesus can heal people.
- › Continue playing, using other puzzles about Jesus. *(Games)*

DRIVE EMERGENCY VEHICLES

- › Encourage children to create roads with blocks and drive vehicles.
- › Point out vehicles that might be used to help people who are sick.
- › Show the word card and talk about the Bible story.
- › Remind boys and girls that Jesus healed the man’s son because He can heal people.
- › Ask children to tell about someone they know who is sick. Voice a prayer asking Jesus to make people better. *(Blocks)*

EXPLORE TIME

- › Demonstrate how to use the timekeeping devices. Set alarms and count along with the seconds.
- › As preschoolers explore the devices, talk about the Bible story. Mention that the man learned that his son was well at the same time Jesus told him. Say that Jesus healed sick people.
- › Open the Bible to the Bible story. Lead children to point to Jesus’ name.
- › Say the verse with boys and girls. Turn to Acts 2:22 to find the verse.
- › Set a timer. Challenge children to draw a picture until the timer sounds. *(Nature)*

PLAY OUT A VISIT TO THE DOCTOR

Print checklists and clip to boards. Set up chairs and arrange supplies to resemble a doctor's office.

- » Show a child how to use the checklist to indicate how he is feeling. Provide doctor supplies and allow children to play out a visit to the doctor.
- » Say that doctors can help people when they feel sick or are hurt. Doctors can help them feel better, but they cannot heal people with their own power.
- » Look at the Teaching Picture. Tell parts of the Bible story and remark that the man asked Jesus to heal his son; he went to see Jesus because he believed Jesus can heal people.
- » Help a child find the Bible story in a Bible. Point to Jesus' name.
(Dramatic Play)

PLAY A MATCHING GAME

Separate the cards and place facedown on the floor or a table.

- » Choose a few cards. Lead children to arrange them by matching the pictures (end to end). Continue taking turns selecting cards and adding them to the line.
- » Talk about the different types of transportation shown.
- » Say that missionaries are people who travel to different places to tell about Jesus. Look at the Missions pictures and talk about the people shown.
- » Say that people all over the world need to learn that Jesus is God's Son.
- » Pray and ask God to help missionaries tell people about Jesus. *(Puzzles)*

PLAY WITH PEOPLE FIGURES

- » As children color the page, talk about the Bible story. Remind them that Jesus can heal people.
- » Play out today's Bible story. Select figures to be Jesus, the man, the worker, and the son. Look at the coloring page to help guide play.
- » Find the verse in the Bible and point to it. Ask children to repeat the verse a few times.

CLEAN UP

Play "We Can Work" as the children begin to clean up. Offer choices about what items will be cleaned up first. Continue until the work is done. Thank boys and girls for helping.

- » Teaching Picture 1
- » Printables: "Checkup Checklist"
- » Bible, toy doctor kits, clipboards, pencils, bandage wrap, baby dolls

- » Pack Item 18: "Transportation Domino Tiles"
- » Printables: "Unit 1 Missions"

- » Printables: "Jesus Healed the Official's Son" Coloring Page
- » Bible, crayons, people figures

- » Music

**UNIT 1
SESSION 1**

*Bonus
Teaching Hour
for 3s-Pre-K*

JESUS HEALED THE OFFICIAL'S SON



TRANSITION/GROUP TIME

SNACK

Include the children in the distribution of the snack. Ask for one or more volunteers to pray. Lead preschoolers to clean up after the snack. Thank them for their help.

MOVE TO GROUP TIME

Welcome preschoolers to group time and ask a volunteer to tell about a time when she has been sick. Comment that when we are sick, we might visit the doctor or take medicine that helps us feel better.

TALK ABOUT THE BIBLE STORY

INTRODUCE THE BIBLE STORY: BASED ON JOHN 4:46-54

- » Comment that in today's Bible story, a man's son was sick. Ask boys and girls to listen to hear what the man did to help his son. Open your Bible to John 4 and tell the story.

SUMMARIZE THE BIBLE STORY

- » A man asked Jesus to come heal his son who was sick.
- » Jesus told the man to go home because his son would be healed.
- » The man believed and traveled toward his home. On the way, his workers met him and told him that his son was feeling better.
- » The workers told the man what time it was when the man's son began to feel better; it was the same time Jesus spoke to him.
- » The man knew Jesus was God's Son and that Jesus can heal people.

REVIEW THE BIBLE STORY

- » What was wrong with the man's son?
- » What did the man ask Jesus to do?
- » How did Jesus answer him?
- » Who has the power to heal people?

EMPHASIZE THE LIFE POINT

- » Remind children that Jesus can heal people.

ROOM

YOUR TEACHING PARTNER(S)

DATE OF USE

LEVEL OF BIBLICAL LEARNING

Jesus healed sick people.

LIFE POINT

Jesus can heal people.

UNIT VERSE

Jesus did things no one else could do. *Acts 2:22*

WEEKLY VERSE

Jesus did things no one else could do. *Acts 2:22*

SING TOGETHER

Sing to the tune of “The Wheels on the Bus”:

*Jesus did things no one else could do,
No one else, no one else;
Jesus did things no one else could do.
Acts two twenty-two.*

SAY THE BIBLE VERSE

Find the Weekly Verse in the Bible. Say it, and ask volunteers to repeat it after you. Clap as you sing the song again to recall the verse.

PRAY

Ask for prayer requests. Pray that Jesus will help sick people to feel better. Thank God that Jesus healed the boy in today’s Bible story. Thank God for still healing people today.

BIBLE-LEARNING ACTIVITIES

Emphasize during the activities: Jesus can heal people.

1. **Build a hospital.** Show pictures of hospitals on a smartphone or tablet. Invite a child to stack blocks to construct a hospital. Talk about why people go to the hospital. Encourage preschoolers to talk about their experiences, if any, in visiting people at the hospital. Say that doctors know what to do to help people feel better. Say that Jesus can heal people—make them well with only His words or His touch. Pray if a child knows of anyone who is sick and ask Jesus to make people better.
2. **Paint with cotton swabs.** Squirt washable paint into disposable bowls. Show a child how to dip a cotton swab into the paint and swipe the swab onto construction paper to create designs. Keep wet wipes nearby for easy cleanup. Mention that people sometimes use cotton swabs to clean skin when it is hurt. Talk about the Bible story. Recall the way Jesus spoke the words and the man’s son was healed. Say the Bible Verse with boys and girls: “Jesus did things no one else could do.”

3. **Mark a Bible.** Cut several strips of wide ribbon. Allow preschoolers to decorate the ribbon with markers. Help a child open a Bible to Acts and find the page where the verse can be found. Point to the verse and say it. Mark the Bible with the ribbon. Invite a friend to open the Bible to the marked page at Acts 2:22 and repeat the verse. Talk about the amazing thing that Jesus did. If a child brought his own Bible to church, help him mark the verse in it with a ribbon.

4. **Play with a medical kit.** Provide a toy medical kit and other medical supplies. Show how to wrap a leg or sling an arm. Encourage children to pretend to be doctors, nurses, parents, or patients. Recall the way the boy was made well by the words Jesus spoke. Remind children that Jesus can heal people. Help a child turn the pages in a Bible to John 4 and find the Bible story. Point to Jesus’ name.

CLEAN UP

Invite children to clean up their activities. Give each child a specific task to do. Thank children for their work.

PLAY “IT HURTS HERE!”

Gather children and talk about different parts of the body where someone could be sick or hurt. Call out ailments (sore throat, stubbed toe, headache, stuffy nose, skinned knee, tummy ache). Encourage boys and girls to touch the body part as you mention it. Increase your speed as children play. Mention that Jesus loved the man and healed the man’s son. Say that Jesus healed sick people. Call out another body part. Lead preschoolers to touch that part and say the Bible Verse.

DISMISS

Help children gather their papers and belongings. Thank them for coming. Remind parents to review the Bible story on the Kids Activity Page.



Thank you
for serving!

UNIT 1 SESSION 1

Jesus Healed the Official's Son

UNIT VERSE

Jesus did things
no one else could do.
—ACTS 2:22

Circle the Items

When you are sick, a
doctor might give you
medicine that helps
you **FEEL BETTER**, but
only Jesus can heal
people. **CIRCLE** the
items that you might
see in a doctor's office.



Read a Rebus

LOOK at the
pictures below
and **SAY** why
Jesus heals.



JESUS



LOVES

and



HELPS



PEOPLE

BIBLE STUDIES FOR LIFE®

1

CONVERSATION

Jesus Healed the Official's Son

BASED ON JOHN 4:46-54

One day a man who worked for the king came to talk to Jesus. The man's son was sick and about to die. The man asked Jesus to come and heal his son.


"Come before he dies," the man said.

Jesus said, "Go home. Your son will live."

The man believed what Jesus said. He started to walk home. On the way home, he saw some of his workers. They told him that his boy was alive. The man asked when his son got better.

"He began to get better yesterday," the workers said.

The man thought about the words Jesus said. The boy began to get better at the same time Jesus spoke to him. The man knew that Jesus was God's Son. Jesus spoke the words, and the boy was healed.



THE BIBLE MEETS LIFE

Parents, today your child learned that Jesus can heal people. Jesus used the power of God to help people who were sick, just as He healed a Roman official's son.

LIVE IT OUT

Fold a sheet of cardstock or construction paper in half to make a card. Give your child stickers and crayons or markers to decorate the card. Inside the card print *Jesus heals people*. Pray for someone you know who is ill and deliver the card to that person.

LEVEL OF BIBLICAL LEARNING

Jesus healed sick people.

DAILY BIBLE READING

Sunday: Acts 2:22

Monday: Philippians 4:19

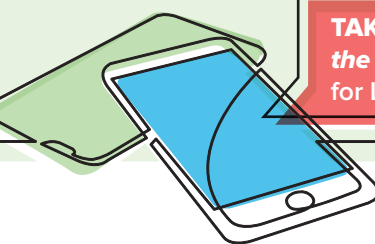
Tuesday: Revelation 21:4

Wednesday: Psalm 30:2

Thursday: Isaiah 40:29

Friday: Matthew 10:1

Saturday: Psalm 147:3



TAKE IT FURTHER: Check out the *Jesus Healed the Official's Son* section of the Bible Studies for Life: Kids Family App.



JESUS HEALED THE OFFICIAL'S SON

JOHN 4:46-54 • TEACHING PICTURE 1

JESUS HEALED THE OFFICIAL'S SON

—Based on John 4:46-54

One day a man who worked for the king came to talk to Jesus. The man's son was sick and about to die. The man asked Jesus to come and heal his son.

"Come before he dies," the man said.

Jesus said, "Go home. Your son will live."

The man believed what Jesus said. He started to walk home. On the way home, he saw some of his workers. They told him that his boy was alive. The man asked when his son got better.

"He began to get better yesterday," the workers said.

The man thought about the words Jesus said. The boy began to get better at the same time Jesus spoke to him. The man knew that Jesus was God's Son. Jesus spoke the words, and the boy was healed.

UNIT VERSE: Jesus did things no one else could do. *Acts 2:22*

WEEKLY VERSE: Jesus did things no one else could do. *Acts 2:22*

LIFE POINT: Jesus can heal people.

GROUP TIME

Sing together. Play and sing "Mighty Is He."

Play a "Which One?" game. Attach the sticky notes to opposite walls in the classroom. Ask preschoolers if they have ever skinned their knees. Tell them they can move to the Yes note if they have and to the No if they have not. Ask if they have had other injuries or illnesses (headache, cold, splinter, stomachache).

Talk about the Life Point. Look at the poster and tell children that Jesus is powerful because He is God's Son. Show and read today's Life Point strip. Choose a child to attach the strip to the poster.

Tell the Bible story. Open your Bible to John 4. Mention that today's Bible story is found in the Book of John. Say that someone in today's Bible story needed help from Jesus. Tell the Bible story in your own words as you hold the open Bible.

Review the Bible story. Show the Teaching Picture and the word cards. Mention that the man's son was sick but Jesus made him well. Explain that a miracle is something amazing that only God and Jesus can do. Tell children that Jesus had the power to perform miracles like healing people because He wanted people to know that He is God's Son.

Learn the Bible Verse. Open the Bible to the marker in Acts and read the verse. Pass the Acts 2:22 card around the group as you repeat the verse. When you say the reference, the child holding the card can hold it over her head. Pass the card and repeat the verse several times.

Pray. Thank God for sending His Son, Jesus. Thank God that Jesus is powerful and can heal people.

Wrap it up. Show the "Jesus Healed the Official's Son" video. Show the word *miracle* again. Encourage preschoolers to talk about what the word means. Say that healing someone is a miracle.

Jesus did things no one else could do.

Acts 2:22

**Jesus told the wind and sea to be still.
Both became calm.**

Mark 4:39

Jesus loved and helped people.

Matthew 14:14

**The people on the boat worshiped Jesus,
God's Son.**

Matthew 14:33

Jesus said, "Follow Me."

John 21:19

God put the rainbow in the clouds.

Genesis 9:13

**We have good news!
God keeps His promises.**

Acts 13:32

We will do what God says.

Exodus 19:8

God, You are great, and no one is like You.

2 Samuel 7:22

Call to Me, and I will answer.

Jeremiah 33:3

I am your God.

Ezekiel 37:27

God's ways are always best.

Isaiah 55:8

The Bible teaches about Jesus.

2 Timothy 3:15



Jesus Is Powerful



Jesus Healed the Official's Son



Jesus Calmed a Storm



Jesus Healed a Man Born Blind



Jesus Walked on Water



Breakfast with Jesus



Jesus can heal people.



Jesus can tell the weather what to do.



Jesus can help people.



Jesus can do things I cannot do.



Jesus can give people what they need.

JESUS

MIRACLE

SICK

HEALED

OLD TESTAMENT

NEW TESTAMENT

BIBLE

ACTS 2:22

LOVES

HELPS

PEOPLE

BLIND

PETER

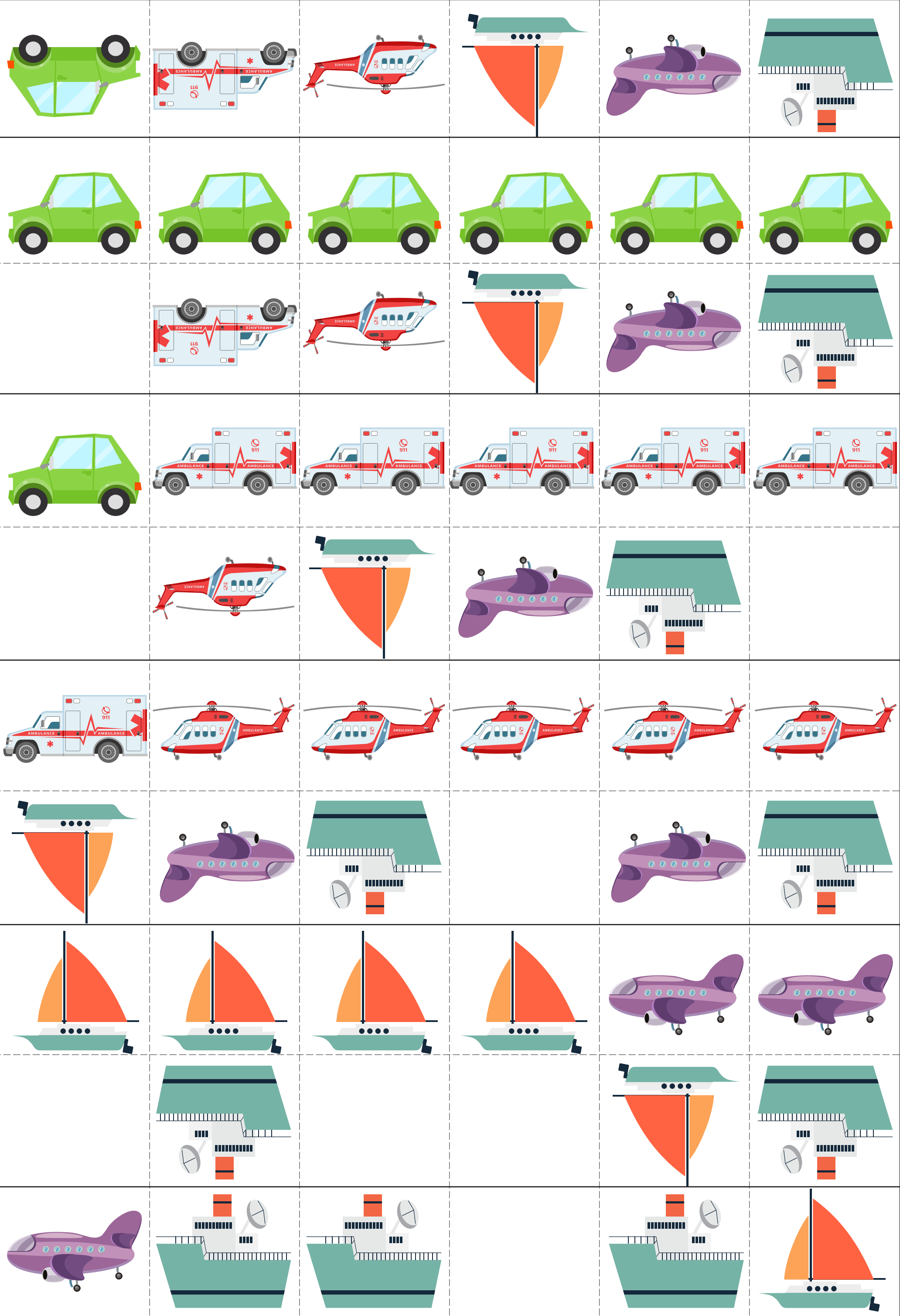
JOHN

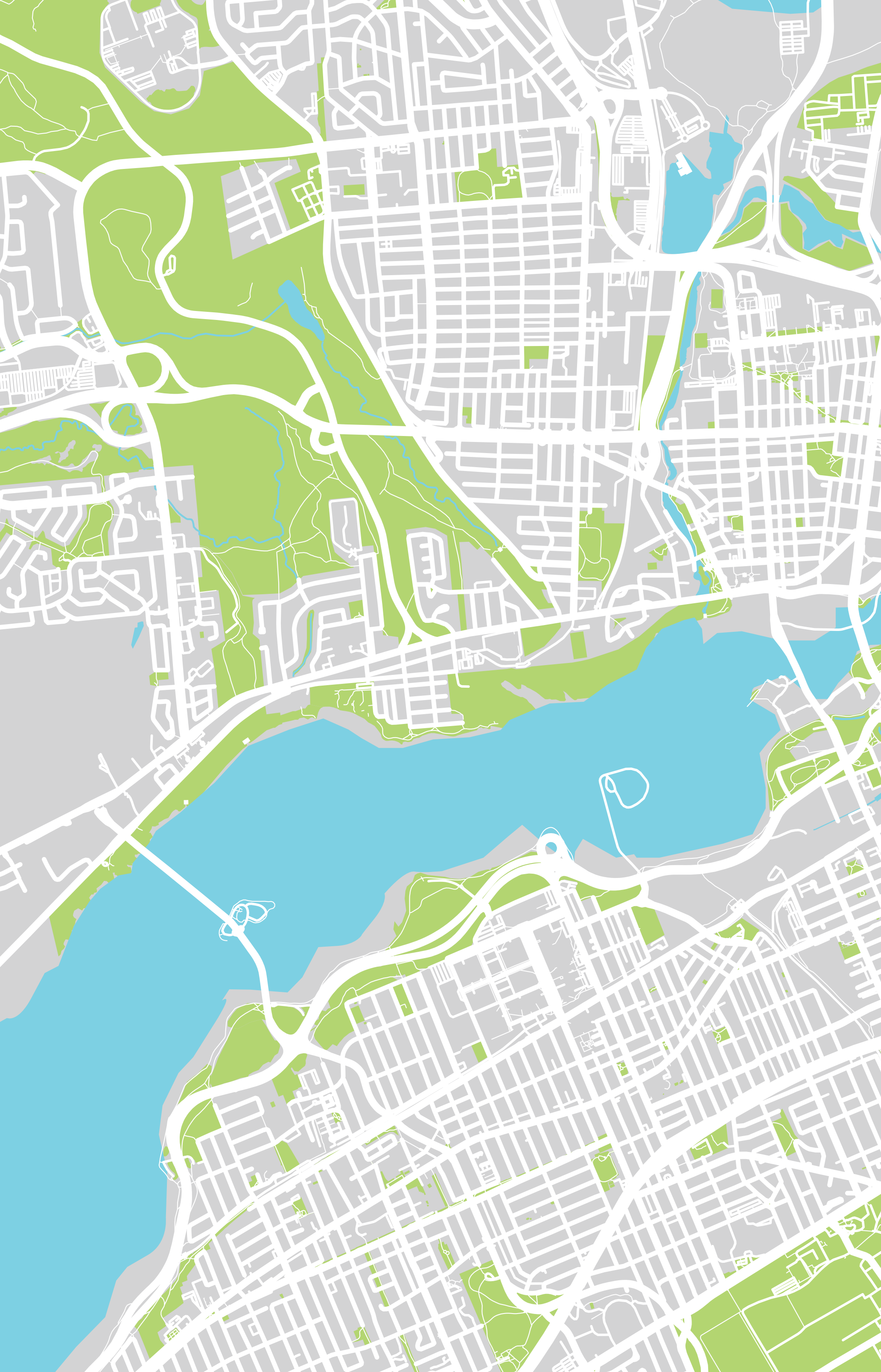


Jesus
did things
no one
else
could do.

Acts 2:22







CHECKUP CHECKLIST

Name: _____ Age: _____



Boy

☐

Girl

☐

Blood Pressure



Pulse

What Hurts?

Head

Stomach/Belly

Arm/Hand

Foot/Leg



Fever




Cough/
Cold

Checkup Checklist

Bible Studies for Life Preschool Enhanced CD (Printables), Fall 2019
© 2019 LifeWay. Printed in the United States of America. This item may be reproduced.

Instructions: Print several pages and attach to clipboards. Tie a pencil to each clipboard with yarn. Invite a child to fill out a form as she pretends to be a doctor, talking to another child "patient."



Jesus Healed the Official's Son

Jesus did things no one else could do. Acts 2:22

© 2019 LifeWay. Printed in the United States of America.
This item may be reproduced.

London, England



Aden and Addyson Rigney are missionary kids living in London, England with their dad, Chad, their mom, Lynsi, and their little sister, Evelyn. London is a large city. People from many different countries live there. This makes London one of the most different cities in the world!

London is also a very popular city for tourists. People travel to London to see things like Big Ben, a gigantic clock, and Buckingham Palace, a massive home where the queen lives. For the Rigney family, however, the biggest reason they moved to this city was to tell people about Jesus.


People in London speak over three hundred different languages. They eat many different types of foods, and they believe many different things about God. Some might believe there is more than one true God, and others might not believe in God at all. It is not unusual for the Rigneys to meet people who have never even heard the good news about Jesus.

The Rigney family looks for ways to meet a lot of people so they can share the gospel with them. Chad Rigney builds websites that help more people learn about God. Aden and Addyson sing and play music to share Jesus with others.

You are a part of God's plan for people in London to hear the gospel, too. You can pray! Pray for the Rigney family in London. Ask God to help them do whatever He asks and to give them more opportunities to tell about God's love.

Interesting facts

- ☐ England is the largest country in Great Britain and is ruled by a queen.
- ☐ London is the capital of England and is the country's largest city. It has been called "a world in one city" because there are people living there from so many different countries, cultures, and nations.
- ☐ English is the official language of England.
- ☐ Hundreds of people groups (people who share the same language and culture) living in London come from countries where there is little or no way to hear about God and Jesus.



INTERNATIONAL MISSIONS

London, England





London, England



BIG BEN is the nickname for the giant bell in the clock tower at the Houses of Parliament. The bell weighs thirteen tons.



BUCKINGHAM PALACE is the official London residence of kings and queens. It has 775 rooms.

London, England



LONDON,
a different view of the city



FAMOUS BUILDINGS

Tourists (people from other places)
come see the many
buildings in London.

London, England



PEOPLE from places
all around the world come
to live in London.



MISSIONARIES tell the people in
London and places around the
country that God loves them all.