



1s & 2s

BIBLE STUDIES FOR LIFE®

JESUS IS POWERFUL
GOD'S AWESOME PROMISES
THE INCREDIBLE WORD OF GOD

KIDS LEADER GUIDE
FALL 2019

LifeWay | **Preschool**

LIFE POINT
*Jesus can do
things I
cannot do.*

JESUS WALKED ON WATER



LEVEL OF BIBLICAL LEARNING

Jesus helped people because He loved them.

SCRIPTURE REFERENCE

Matthew 14:22-33

WEEKLY VERSE

The people on the boat worshiped Jesus, God's Son.

Matthew 14:33

UNIT VERSE

Jesus did things no one else could do.

Acts 2:22

SUGGESTED FOR THE WEEK OF

September 22



LEADER BIBLE STUDY

This is a story about two men who walked on water. One succeeded, but the other failed. The one who failed did so on his own. In fact, he was only able to stay above the water as long as he did because of his faith in the One who allowed it. Only Jesus had the power to allow Peter to walk on the waves before he began to sink. Why did Jesus come to the disciples on the water? Why did Peter want to step out of the boat and go to Him? Why did Peter sink?

Jesus sent the Twelve across the water in a boat while He dismissed the crowd who had followed Him. Then Jesus went away alone to pray on a mountain. Some time between 3 and 6 a.m., Jesus returned to His disciples on the water. The disciples thought their Lord was a ghost, but when Jesus identified Himself, Peter wanted to join Him. With his eyes on Jesus, Peter walked out to meet Him. Diverting his attention to the wind, Peter began to sink. In fear he cried out to his Savior. Immediately, Jesus reached out and took hold of Peter—the Savior saved him! Jesus opened Peter's eyes to his failure and revealed his "little faith." Back in the boat, the wind stopped, and a worship service ensued.

Where do you place yourself in this story? Are you clinging to the boat with eyes closed or looking around to see what is happening? Do you dare venture out to meet Jesus? How much faith do you have in Christ?



BIBLE STORY

JESUS WALKED ON WATER

—Based on Matthew 14:22-33

BIBLE STORY FOR 1s

- » Jesus' helpers were in a boat.
- » Jesus walked on the water toward the boat.
- » Peter asked to come to Jesus. He did! Peter walked on the water until he got scared. Jesus reached down and helped him. The men got on the boat.
- » The men worshiped (sang to, thanked, praised) Jesus. The helpers knew that Jesus was the Son of God.

BIBLE STORY FOR 2s

- » Jesus' helpers were in a boat. Strong winds made waves hit the boat.
- » The helpers saw Jesus walking on the water toward the boat. They were scared. But Jesus told them not to be scared.
- » Peter asked to come to Jesus. He did! Peter walked on the water until he got scared again. Peter began to sink in the water. Jesus helped him.
- » The men worshiped (sang to, thanked, praised) Jesus. The helpers knew that Jesus was the Son of God.

GATHER TIME FOR OLDER 2s

- » **Gather and sing.** Blow bubbles to draw preschoolers' attention. Lead the children to the gather time area. Sing "Mighty Is He." Guide boys and girls to sit where they can see your Bible.
- » **Tell the Bible story and review.** Invite someone to retrieve the Teaching Picture from your Bible. Mention that our Bible story today is found in the New Testament in the Bible. Tell the story slowly and with feeling, being sure to emphasize the storm and Peter's fear. Highlight that Jesus helped Peter and that all of Jesus' helpers knew He (Jesus) was God's Son.
- » **Learn the Bible Verse.** Ask: "Who walked on the water? (*Jesus and Peter*) Who was afraid?" (*Peter*) Invite a preschooler to help open your Bible to the Weekly Verse and to hold up the verse. Mention that when you say "Jesus" you want them to stand up and to walk in place like Peter might have done on the water. Read aloud the verse again and tell the boys and girls to sit down when you say "Jesus." Repeat the verse and motions several times, inviting boys and girls to join you in saying "Jesus" each time.
- » **Wrap it up.** Sing "What Did Jesus Do?" once. Tell the boys and girls to stand and walk in place while you sing again. Sit back down and invite preschoolers to pray, saying thank you to God for loving us.



- » Pack Item 14: "Weekly Verses"
- » Teaching Picture 4
- » Music
- » Bible, bubble solution, bubble wand
- » Separate the Weekly Verse and place it in your Bible. Place the Teaching Picture in your Bible.



BIBLE-LEARNING ACTIVITIES

› Printables: “Bible Markers”

› Painting smocks, washable ink pads, foot/feet rubber stamps, paper, scissors, glue sticks

› Pack Item 22: “Matching Helpers”

› Teaching Picture 4

› Plastic hoop, scissors

› Large pieces of construction paper, jumbo crayons, markers

› Several children’s Bibles or storybooks with realistic pictures of Jesus

STAMP FOOTPRINTS

Print today’s Bible Marker for each child. Glue the marker on each paper.

- › Say the Weekly Verse, pointing to it on a paper.
- › Help put on smocks.
- › Demonstrate how to stamp on the ink pad and then on the paper.
- › Allow preschoolers to use a variety of colors and to make multiple footprints as they are interested.
- › Guide preschoolers to tell you what they remember about today’s Bible story as they work on their pictures.

PLAY A MATCHING GAME

Cut apart the Matching Helpers cards. Scatter them faceup inside a plastic hoop.

- › Show the Teaching Picture, asking children to point to Jesus.
- › Remark that Jesus helped people because He loved them. Say: “We can love and help people, too.”
- › Explain that all of the pictures in the hoop are of boys and girls helping others.
- › Guide preschoolers to take turns finding two pictures that match and then to tell you what is happening in the picture.
- › Continue until each set of pictures is matched.
- › Scatter the pictures for children to play again.

TRACE FEET

- › Remind boys and girls that after Peter saw Jesus walking on the water Peter walked on the water until he was afraid.
- › Remark that Jesus can do things we cannot do!
- › Tell the boys and girls to select paper for you to trace their feet.
- › On one side of the paper trace with shoes on.
- › Guide preschoolers to color their pictures and then to try to stand on the outlines of their feet.
- › Encourage the boys and girls to think about Jesus walking on the water when they look at the footprints.

DISCOVER PICTURES OF JESUS

- › Invite boys and girls to hear a story about Jesus.
- › Read today’s Bible story from one of the children’s Bibles to interested children and talk about the pictures they see.
- › Encourage the boys and girls to look in the other Bibles and storybooks for pictures of Jesus, children, and/or His helpers.
- › Remark that the Bible has lots of stories about Jesus, God’s Son.
- › Pray together, thanking God that Jesus helped people because He loved them.

WORK PUZZLES

- » Remark that the people on the boat in today's Bible story loved Jesus.
- » Work the puzzles.
- » Allow boys and girls to take turns saying "Jesus helped people."
- » Say: "Thank You, God, for Jesus."

» Puzzles of boats or water scenes

SING A SONG

- » Show the Teaching Pictures in order one by one and say the line from the Jesus Song that corresponds to the picture.
- » Sing the song, leading the children to mimic your motions.
- » Repeat the song several times, asking another leader to point to each Teaching Picture as it is included in the song.
- » Display the missions pictures and read about the Rigneys. Comment that Addison likes to sing. State that she can sing songs about Jesus to others.

» Pack Item 23: "Jesus Song"
» Teaching Pictures 1–4
» Printables: "Unit 1 Missions"

PRETEND TO WALK ON WATER

Spread the sheet on the floor. Tape a large rectangle on part of the sheet.

- » Invite a few children to pretend to be Jesus' disciples (helpers) and stand inside the boat (taped rectangle).
- » Let one child pretend to be Jesus and walk toward the boat on the sheet.
- » Let another child pretend to be Peter and walk toward Jesus.
- » Take turns letting the children play out the Bible story.
- » Comment that Jesus can do things we cannot do.
- » Say that the men on the boat worshiped (sang to, thanked, praised) Jesus.
- » Sing "We Can Praise the Lord" with the children.

» Music
» Single bed size blue sheet, tape

CELEBRATE THAT JESUS LOVES US

- » Remind boys and girls that our Bible Verse today says: "The people on the boat worshiped Jesus, God's Son."
- » Encourage children to celebrate Jesus by having a fun party. Direct them to help get ready for a celebration by setting out the colorful plates and napkins.
- » Guide children to tape streamers on the backs of their chairs.
- » Older preschoolers can pretend to welcome people to their party by saying "We love Jesus!"
- » Remind the preschoolers that Jesus can do things we cannot do.

» Pretend food, small party plates and napkins (no fantasy themes), streamers, tape

CLEAN UP

- » Play "We Can Work" as you lead the children to clean the room.

» Music

UNIT 1
SESSION 4

Bonus
Teaching Hour
for 1s & 2s

JESUS WALKED ON WATER



BIBLE STORY

SNACK

Place snack on tables.

Pray before eating.

Talk about the Bible story as children snack.

Lead children to clean their place and throw away the trash.

TALK ABOUT THE BIBLE STORY

—Based on Matthew 14:22-33

BIBLE STORY FOR 1s

- » Jesus' helpers were in a boat.
- » Jesus walked on the water toward the boat.
- » Peter asked to come to Jesus. He did! Peter walked on the water until he got scared. Jesus reached down and helped him. The men got on the boat.
- » The men worshiped (sang to, thanked, praised) Jesus. The helpers knew that Jesus was the Son of God.

BIBLE STORY FOR 2s

- » Jesus' helpers were in a boat. Strong winds made waves hit the boat.
- » The helpers saw Jesus walking on the water toward the boat. They were scared. But Jesus told them not to be scared.
- » Peter asked to come to Jesus. He did! Peter walked on the water until he got scared again. Peter began to sink in the water. Jesus helped him.
- » The men worshiped (sang to, thanked, praised) Jesus. The helpers knew that Jesus was the Son of God.

ROOM

YOUR TEACHING PARTNER(S)

DATE OF USE

LEVEL OF BIBLICAL LEARNING

Jesus helped people
because He loved them.

LIFE POINT

Jesus can do things I
cannot do.

UNIT VERSE

Jesus did things no one
else could do. *Acts 2:22*

WEEKLY VERSE

The people on the boat
worshiped Jesus, God's
Son. *Matthew 14:33*



BIBLE-LEARNING ACTIVITIES

SONG

Sing to the tune of "Are You Sleeping?":

Jesus walked across the water.

What a sight! What a sight!

Jesus is so special; Jesus is so special.

He loves us; He loves us.

WALK ON A TAPED LINE

Gather: masking or painters tape

Do: Tape a long line on the floor.

- » Mention that in today's Bible story Jesus walked on the water.
- » Say that we cannot walk on water. Mention that Jesus could do things no one else could do.
- » Invite children to walk on the tape line.
- » Urge boys and girls to practice saying "Jesus is powerful."

PLAY WITH BOATS

Gather: toy boats, blocks

- » Invite boys and girls to use the blocks to build docks for the boats to go in.
- » Talk about the different kinds of boats.
- » Mention that the disciples (helpers) were on a boat when Jesus walked to them.
- » Say that Jesus did things no one else could do.
- » Tell that the people on the boat worshiped Jesus, God's Son.

TOSS THE BEANBAG

Gather: Teaching Pictures 1–4, beanbag

Do: Place the Teaching Pictures side by side on the floor.

- » Invite the children to take turns tossing the beanbag on the pictures of Jesus.
- » Identify each picture that a beanbag lands on.
- » Remind the children that Jesus is powerful and can do things no one else can do.
- » Challenge older 2s to toss the beanbag onto correct Teaching Pictures as you identify particular features in the pictures.

WORK PUZZLES

Gather: Bible, puzzles of community helpers

- » Open a Bible to today's Bible story.
- » Remind the preschoolers that our Bible story is from the Bible and that the Bible is true and has stories about Jesus.
- » Mention as children work the puzzles that community helpers help people and that Jesus helped people because He loved them.
- » Guide preschoolers to think of ways they can help people.

PLAY WITH WATER

Gather: 2 plastic tubs, measuring cups, funnels, plastic ladles, large spoons, kitchen towels

Do: Fill the tubs 2 inches deep with water and place tubs on kitchen towels. Closely supervise water play.

- » Mention to the boys and girls that the Bible tells us that Jesus walked on water.
- » Guide the boys and girls to use the different implements to measure and pour water.
- » Remind them to keep the water inside the tubs.
- » You may want to play soft music while the children are enjoying the water.
- » Guide preschoolers to take turns and to say: "Jesus is powerful."
- » State that Jesus can do things I cannot do.

CLEAN UP

Lead children to help put toys in the correct places.

DISMISS

Place all the children's personal items inside their diaper bags. Remind parents to do the activities and review the Bible story this week on the Kids Activity Page.

Thank you
for serving!

UNIT 1 SESSION 4

Jesus Walked on Water

UNIT VERSE

Jesus did things no
one else could do.

ACTS 2:22

Step Over the Paper

Read aloud the Bible story (reverse side) to your child. Ask her to point out different items in the picture. Place a blue washcloth or strip of paper on the floor and help your preschooler step over it several times. Remind her that Jesus walked on water and that He can do things people cannot do.

Follow Footprints

Trace your child's feet; then cut out several sets of footprints. Assist your preschooler in taping the feet outlines on the floor; then suggest that he follow the footprints. Show your child the Bible story picture. Remind him that Jesus walked on water.

BABIES

Bath Time Talk

Slide this page inside a gallon-size ziplock bag. Retell the Bible story during bath time. Point to the Bible story picture. Say that Jesus has the power to walk on water and to help us when we are afraid.

BIBLE STUDIES FOR LIFE®

1

CONVERSATION

THE BIBLE MEETS LIFE

Parents, today your child learned that Jesus can do things we cannot do. Jesus walked on the water to the boat in which His disciples were traveling. What an awesome miracle!

LIVE IT OUT

Show the Bible story picture on this page and talk about the Bible story. Explain that walking on the water was a miracle, something only God and Jesus can do. Use a picture Bible to find and talk about other stories of miracles that Jesus performed.

LEVEL OF BIBLICAL LEARNING

Jesus helped people because He loved them.

DAILY BIBLE READING

Sunday: Matthew 14:31

Monday: Mark 9:23

Tuesday: Luke 5:15

Wednesday: John 2:11

Thursday: Acts 3:16

Friday: Matthew 19:26

Saturday: Luke 18:27

Jesus Walked on Water

BASED ON MATTHEW 14:22-33

WEEKLY VERSE: The people on the boat worshiped Jesus, God's Son.
Matthew 14:33

LIFE POINT: Jesus can do things I cannot do.

BABIES

Jesus' disciples (helpers) were on a boat.

The wind made big waves in the water.

Jesus walked on the water toward the boat. Peter walked toward Jesus on the water before he got scared.

Jesus helped Peter. Together they got into the boat.

1S

Jesus' helpers were in a boat.

Jesus walked on the water toward the boat.

Peter asked to come to Jesus. He did! Peter walked on the water until he got scared. Jesus reached down and helped him. The men got on the boat.

The men worshiped (sang to, thanked, praised) Jesus. The helpers knew that Jesus was the Son of God.

2s

Jesus' helpers were in a boat. Strong winds made waves hit the boat.

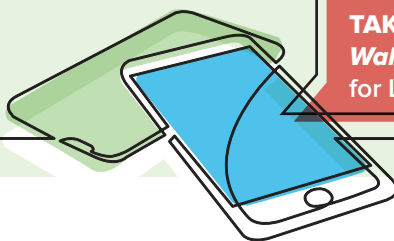
The helpers saw Jesus walking on the water toward the boat. They were scared. But Jesus told them not to be scared.

Peter asked to come to Jesus. He did! Peter walked on the water until he got scared again. Peter began to sink in the water. Jesus helped him.

The men worshiped (sang to, thanked, praised) Jesus. The helpers knew that Jesus was the Son of God.



TAKE IT FURTHER: Check out the *Jesus Walked on Water* section of the Bible Studies for Life: Kids Family App.





JESUS HEALED THE OFFICIAL'S SON

JOHN 4:46-54 • TEACHING PICTURE 1



JESUS CALMED A STORM
MARK 4:35-41; LUKE 8:22-25 • TEACHING PICTURE 2



JESUS HEALED A MAN BORN BLIND

JOHN 9:1-34 • TEACHING PICTURE 3



JESUS WALKED ON WATER
MATTHEW 14:22-33 • TEACHING PICTURE 4

Jesus did things no one else could do.

 Acts 2:22 

**Jesus told the wind and sea to be still.
Both became calm.**

 Mark 4:39 

Jesus loved and helped people.

 Matthew 14:14 

**The people on the boat worshiped Jesus,
God's Son.**

 Matthew 14:33 

Jesus said, "Follow Me."

 John 21:19 

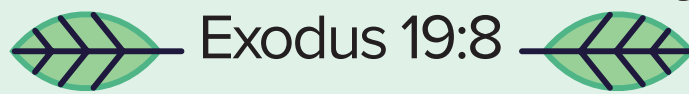

God put the rainbow in the clouds.

 Genesis 9:13 

We have good news! God keeps His promises.

 Acts 13:32 

We will do what God says.

 Exodus 19:8 

God, You are great, and no one is like You.

 2 Samuel 7:22 



Call to Me, and I will answer.

 Jeremiah 33:3 

I am your God.

 Ezekiel 37:27 

God's ways are always best.

 Isaiah 55:8 

The Bible teaches about Jesus.

 2 Timothy 3:15 



JESUS SONG

Sing to the tune of "Old McDonald Had a Farm":



Jesus healed a little boy; what a miracle!



Jesus calmed a stormy sea; what a miracle!



Jesus healed a man born blind.



Jesus walked across the sea.



Jesus loves us all the time; what a miracle!

Jesus did things no one else could do.

Acts 2:22

Jesus told the wind and sea to be still.
Both became calm.

Mark 4:39

Jesus loved and helped people.

Matthew 14:14

The people on the boat worshiped Jesus,
God's Son.

Matthew 14:33

London, England



Aden and Addyson Rigney are missionary kids living in London, England with their dad, Chad, their mom, Lynsi, and their little sister, Evelyn. London is a large city. People from many different countries live there. This makes London one of the most different cities in the world!

London is also a very popular city for tourists. People travel to London to see things like Big Ben, a gigantic clock, and Buckingham Palace, a massive home where the queen lives. For the Rigney family, however, the biggest reason they moved to this city was to tell people about Jesus.


People in London speak over three hundred different languages. They eat many different types of foods, and they believe many different things about God. Some might believe there is more than one true God, and others might not believe in God at all. It is not unusual for the Rigneys to meet people who have never even heard the good news about Jesus.

The Rigney family looks for ways to meet a lot of people so they can share the gospel with them. Chad Rigney builds websites that help more people learn about God. Aden and Addyson sing and play music to share Jesus with others.

You are a part of God's plan for people in London to hear the gospel, too. You can pray! Pray for the Rigney family in London. Ask God to help them do whatever He asks and to give them more opportunities to tell about God's love.

Interesting facts

- ☐ England is the largest country in Great Britain and is ruled by a queen.
- ☐ London is the capital of England and is the country's largest city. It has been called "a world in one city" because there are people living there from so many different countries, cultures, and nations.
- ☐ English is the official language of England.
- ☐ Hundreds of people groups (people who share the same language and culture) living in London come from countries where there is little or no way to hear about God and Jesus.



INTERNATIONAL MISSIONS

London, England





London, England



BIG BEN is the nickname for the giant bell in the clock tower at the Houses of Parliament. The bell weighs thirteen tons.



BUCKINGHAM PALACE is the official London residence of kings and queens. It has 775 rooms.



LONDON,
a different view of the city



FAMOUS BUILDINGS

Tourists (people from other places)
come see the many
buildings in London.



PEOPLE from places
all around the world come
to live in London.



MISSIONARIES tell the people in
London and places around the
country that God loves them all.