



1s & 2s

# BIBLE STUDIES FOR LIFE®

JESUS IS POWERFUL  
GOD'S AWESOME PROMISES  
THE INCREDIBLE WORD OF GOD

KIDS LEADER GUIDE  
FALL 2019

LifeWay | **Preschool**

**LIFE POINT**  
*Jesus can help  
people.*

# JESUS HEALED A MAN BORN BLIND



## LEVEL OF BIBLICAL LEARNING

Jesus helped people  
because He loved them.

## SCRIPTURE REFERENCE

John 9:1-34

## WEEKLY VERSE

Jesus loved and helped  
people.  
*Matthew 14:14*

## UNIT VERSE

Jesus did things no one  
else could do.  
*Acts 2:22*

## SUGGESTED FOR THE WEEK OF

September 15



## LEADER BIBLE STUDY

Long passages of Scripture seem, well, long. Before you choose to forgo a careful look at these thirty-four verses, know that they represent some of the most artistic work in the Gospel. In these verses, John beautifully contrasted the themes of light and darkness. Later, Jesus explained the miracle when He proclaimed that He came into this world for judgment. Jesus also said those who did not see would see and those who did see would become blind.

When the disciples asked what caused the man's blindness, Jesus declared that neither the man nor his parents were the cause, and then Jesus took the opportunity to shine the light on God. Jesus, as the Light of the world, used the blind man's life to illustrate His point. Jesus spit on the ground—quite human—and made some mud that He put on the man's sightless eyes. Jesus sent him to wash in a pool with a name that means "sent." The man washed his eyes in the pool and came back seeing—quite divine. When the blind man's shocked neighbors asked what had happened, the only thing the man could tell them was that his healing came from a man named Jesus.

This miracle caused quite a stir with the religious elite. Never offering help before, the Pharisees stepped into this man's life to accuse Jesus of breaking the laws of the Sabbath. But even they were at odds with each other after witnessing this good deed to help someone in need, in spite of what their law said. Because of Jesus' actions light shined in the man's eyes for the first time. But the Pharisees continued to live in darkness. They refused to be enlightened by the way Jesus met this man's need.

The man was healed because of Jesus. He obediently went to the pool without questioning the Lord. How strong is your faith? Do you always take Jesus at His word? Do you ever have doubts or reservations?



## BIBLE STORY

### JESUS HEALED A MAN BORN BLIND

—Based on John 9:1-34

#### BIBLE STORY FOR 1s

- » Jesus and His helpers walked by a man who could not see. He was blind.
- » Jesus spit in the dirt and made mud. He spread the mud on the blind man's eyes.
- » Jesus told the man to go wash his eyes. The man could see!
- » The man told everyone that Jesus made him well.

#### BIBLE STORY FOR 2s

- » Jesus and His helpers walked by a blind man—he could not see. Jesus spit in the dirt. He spread the mud over the man's eyes.
- » Jesus told the man to go wash his eyes in the pool of Siloam. He did and returned able to see!
- » People were surprised that the man could see. They knew him to be blind since he was born. The man told everyone how Jesus made his eyes to see.

### GATHER TIME FOR OLDER 2s

- » **Gather and sing.** Play “Who Was Jesus?” Guide preschoolers to follow your motions (pat head, turn around, tap knees, sit down quietly). Sing “Mighty Is He.”
- » **Tell the Bible story.** Show the boys and girls the Teaching Picture and ask if they can guess what it is about. Open your Bible to John and start telling the Bible story. Invite preschoolers to pretend to mix mud and rub it on their eyes. Ask the boys and girls if they think the man was happy or sad to be able to see. Remark with excitement that everyone was surprised that the man could see. State that Jesus can help people and do things we cannot do. Say that Jesus helped people because He loved them.
- » **Learn the Bible Verse.** Invite a preschooler to open your Bible to the Weekly Verse. Display and read aloud the verse. Invite children to hug themselves when you say the word *loved*. Repeat the verse several times, inviting girls and boys to say it with you.
- » **Review and wrap it up.** Ask preschoolers to name things they like to see (flowers, family, books, etc.). Remind them that the man in the Bible story was not able to see any of those things until Jesus made him well and able to see. Ask for a volunteer to pray and thank Jesus for loving us. Sing “There’s No One Else Like Him.”



- » Pack Item 14: “Weekly Verses”
- » Teaching Picture 3
- » Music
- » Bible
- » Separate today's Weekly Verse and place it in a Bible.





## BIBLE-LEARNING ACTIVITIES

- › Teaching Picture 3
- › Printables: “Bible Markers”
- › Construction paper, stickers or pictures of things preschoolers need (food, family, Bible, bed, friends, etc.) cut from magazines, marker, glue sticks
- › Children’s Bibles, picture books of Jesus and nature, children’s magnifying glasses, plastic eyeglasses or glasses with lenses removed, 2–3 brightly colored place mats
- › Printables: “Unit 1 Missions”
- › 2 different kinds of blocks, heavyweight cardboard tubes, plastic hoop, large box, scissors
- › **Option:** preschool tunnel (Supervise use at all times.)
- › Preschool puzzles depicting nature, food, or people

### CREATE COLLAGES

*Print and cut apart today’s Bible Verse strip, or print the verse across the bottom of each child’s paper.*

- › Show preschoolers the Teaching Picture. Ask what is happening.
- › Remind the boys and girls that the man in the Bible story needed to see and Jesus helped him. Remark that Jesus can help us with other things we need.
- › Guide preschoolers to select pictures of things they need and to glue their pictures on their papers.
- › Say: “Thank You, God, for sending Jesus. Help us to remember how much He loves and helps us.”

### READ BOOKS

*Arrange open books atop brightly colored place mats. Place magnifying glasses and plastic eyeglasses nearby.*

- › Encourage boys and girls to try on the eyeglasses and experiment with using the magnifying glasses.
- › Remark that the man in today’s Bible story was born blind, meaning he could not see.
- › Ask the boys and girls to tell you about the pictures they see using their magnifying glasses.
- › Remind the preschoolers that Jesus healed the man born blind so he could see.

### BUILD AN OBSTACLE COURSE

*Cut the ends of the large box off to make a type of tunnel.*

- › Invite boys and girls to use the blocks, box, and plastic hoop to help arrange an obstacle course.
- › Challenge the preschoolers to take turns walking around, crawling through, and stepping over various items.
- › Say that we use our eyes to see where to walk and crawl through the blocks.
- › Mention that Jesus healed a man born blind so he could see.
- › Display the missions pictures. Say that the Rigneys face obstacles as they tell people about Jesus: weather, transportation, languages, and so on.

### WORK PUZZLES

*Arrange puzzle pieces faceup to the left side of each puzzle.*

- › Encourage boys and girls to take turns working the puzzles.
- › Ask the preschoolers to tell you what kinds of animals they like or what food they like to eat.
- › Remind the boys and girls that Jesus loved and helped people.

**PLAY “WHAT’S MISSING?”**

- » Show and name the items.
- » Mention that you will cover the items and remove one item while the boys and girls cover their eyes.
- » Remove one item. Tell the girls and boys to open their eyes.
- » Remove the blanket. Ask for someone to tell what is missing.
- » Repeat this activity several times, each time remarking that we use our eyes to see what is missing. Mention that Jesus helped people because He loved them.

**PLAY IN DRAMATIC PLAY AREA**

- » Invite the children to play in the dramatic play area.
- » Comment that we use our eyes to see where we are going and what we will play with next.
- » Remark that the man in today’s Bible story was born blind and Jesus helped him to see.
- » Comment that Jesus loved and helped people. Mention that He loves and helps us today, too.

**FIND AND STAND**

*Draw a large square, circle, and triangle on separate white papers. Cut out those same shapes on two different primary colors of paper. Tape the primary-colored shapes (2 of each) on the floor.*

- » Display the white triangle. Tell preschoolers to find a matching triangle on the floor and go stand on or by it.
- » Repeat the activity with the other two white shapes and colors.
- » Invite the older preschoolers to use their eyes to follow your instructions.
- » Say that it is fun to see shapes and colors with our eyes.
- » Challenge the boys and girls to say thank you to God for eyes to see.

**PLAY IN SAND**

*Spread a plastic cloth on a table. Place the container of sand on the table. Post the Allergy Alert.*

- » Invite the children to play in the sand.
- » Inquire if the preschoolers can tell you what Jesus spat on to make the mud for the man’s eyes in today’s Bible story.
- » Mention that the sand they are using can remind us of the dirt Jesus used to heal the man born blind.
- » Comment that Jesus helped people because He loved them.
- » Say that Jesus can help people today.

**CLEAN UP**

- » Tell children to pick up the toys and clean the room.

» 5 different toy items that preschoolers will easily recognize (eyeglasses, sippy cup, pretend food item, people figure, etc.); small blanket or towel or cardboard box lid

» Baby dolls, blankets, toy dishes, toy food

» 3 pieces each of 2 primary colors of construction paper (blue, red), 3 pieces of white construction paper, marker, scissors, tape

» Printables: “Allergy Alert”

» Plastic tablecloth, container of play sand, scoops, spoons, cups

**UNIT 1**  
**SESSION 3**

Bonus  
Teaching Hour  
for 1s & 2s

# JESUS HEALED A MAN BORN BLIND



## BIBLE STORY

### SNACK

Place snack on tables.

Pray before eating.

Talk about the Bible story as children snack.

Lead children to clean their places and throw away the trash.

### TALK ABOUT THE BIBLE STORY

—Based on John 9:1-34

#### BIBLE STORY FOR 1s

- » Jesus and His helpers walked by a man who could not see. He was blind.
- » Jesus spit in the dirt and made mud. He spread the mud on the blind man's eyes.
- » Jesus told the man to go wash his eyes. The man could see!
- » The man told everyone that Jesus made him well.

#### BIBLE STORY FOR 2s

- » Jesus and His helpers walked by a blind man—he could not see. Jesus spit in the dirt. He spread the mud over the man's eyes.
- » Jesus told the man to go wash his eyes in the pool of Siloam. He did and returned able to see!
- » People were surprised that the man could see. They knew him to be blind since he was born. The man told everyone how Jesus made his eyes to see.

### ROOM

### YOUR TEACHING PARTNER(S)

### DATE OF USE

### LEVEL OF BIBLICAL LEARNING

Jesus helped people  
because He loved them.

### LIFE POINT

Jesus can help people.

### UNIT VERSE

Jesus did things no one  
else could do. *Acts 2:22*

### WEEKLY VERSE

Jesus loved and helped  
people. *Matthew 14:14*



## BIBLE-LEARNING ACTIVITIES

### SONG

Sing to the tune of “Row, Row, Row Your Boat”:  
*Jesus healed a man, healed a man born blind.  
Jesus is so powerful; He loves us all the time!*

### WALK WITH EYES CLOSED

- » Say that the man in the Bible story was born blind; he could not see.
- » Invite a child or two to walk several steps with closed eyes.
- » Count aloud as the children walk.
- » Say that it can be hard to know where to go when we cannot see with our eyes.
- » State that Jesus helped the man to see. Mention that Jesus helped people because He loved them.

### USE FLASHLIGHTS

**Gather:** children’s flashlights, 2 pieces of construction paper, marker

**Do:** Draw a face on one paper with eyes open and a face on the other paper with eyes closed. Place the papers on a table.

- » Invite children to take turns shining the flashlights onto the faces.
- » Say statements from the Bible story to reflect open or closed eyes.
- » Continue until each child gets a turn.
- » Mention that Jesus healed the man born blind. Say that the man was happy and told everyone that Jesus helped him.

### PLAY IN PRETEND MUD

**Gather:** Teaching Picture 3, brown construction paper, large container, large plastic or wooden spoons

**Do:** Tear the brown paper into small pieces and fill several inches deep in the container.

- » Show the Teaching Picture and ask the children to tell you about the picture.
- » Explain that Jesus used mud to cover the man’s eyes and help the man to see.
- » Invite the children to use the spoons to stir and play in the pretend mud.

### PLAY A GUESSING GAME

**Gather:** soft-sided bag, 5 familiar items that will fit inside the bag (ball, sippy cup, doll, block, etc.)

**Do:** Place one item inside the bag.

- » Invite a child to use his sense of touch instead of sight to identify what is in the bag. Let the child pull out the item once he guesses. Put in a different item.
- » Lead boys and girls to take turns reaching inside the bag without looking to try to identify the items.
- » Praise their success and continue until each interested child gets a turn.
- » Remark that Jesus loved the man born blind and helped him to see.

### MATCH TEXTURES

**Gather:** several textures of materials (velvet, sandpaper, corduroy, cotton, etc.), serving tray, small bag or sack, ruler, scissors

**Do:** Cut each texture material into two 3-by-3-inch squares. Put one of each material square in the bag and put the other on a tray.

- » Invite boys and girls to take turns drawing squares out of the sack and laying them on the matching square on the tray.
- » Identify the texture and ask the child to tell you how it feels or to say that it is soft, bumpy, scratchy, and so on.
- » Remind the children that Jesus helped people because He loved them. Point to the children and say that Jesus loves them, too!

### CLEAN UP

Lead children to clean the room.

### DISMISS

Place all the children’s personal items inside their diaper bags. Remind parents to do the activities and review the Bible story this week on the Kids Activity Page.



# UNIT 1 SESSION 3

## Jesus Healed a Man Born Blind

### UNIT VERSE

Jesus did things no  
one else could do.

ACTS 2:22

### Play Peekaboo

Show your preschooler the Bible story picture. Mention that Jesus helped a man to see. Say that the man was happy Jesus helped him to see. Comment that it is fun to see things with our eyes. Play a game of peekaboo with your child. Thank Jesus for healing the man born blind and for our eyes to see.

### Guess What!

Gather items from your home with different textures such as a soft toy, book, toy truck, and so on. Place the items in a paper sack. Read aloud the Bible story (reverse side) to your child. Say that we are glad we have eyes to see. Invite your child to reach his hand inside the bag and pull out an item. See if he can identify what it is. Continue until each item is out of the bag. Look at the Bible story picture each day this week to remind your preschooler that Jesus helped people because He loved them.

### BABIES

### Look at Pictures

Look at family photos with your child. Remind your baby that Jesus helps people because He loves them. Talk to your child about Jesus' love for her.





# BIBLE STUDIES FOR LIFE®

1

## CONVERSATION

### THE BIBLE MEETS LIFE

Parents, today your child learned that Jesus can help people. Jesus healed a man who was born blind so that He could display the greatness and glory of God, the One who sent Him.

### LIVE IT OUT

Review today's Bible story with your child. Remind your child that Jesus helped the blind man by giving him the ability to see. Explain that Jesus showed God's power by helping people. Pray, thanking Jesus for helping people.

### LEVEL OF BIBLICAL LEARNING

Jesus helped people because He loved them.

### DAILY BIBLE READING

**Sunday:** 1 Corinthians 4:20

**Monday:** Matthew 6:33

**Tuesday:** Ephesians 3:20

**Wednesday:** Psalm 81:10

**Thursday:** 2 Corinthians 9:10

**Friday:** 2 Corinthians 9:8

**Saturday:** 2 Peter 1:3

## Jesus Healed a Man Born Blind

**BASED ON JOHN 9:1-34**

**WEEKLY VERSE:** Jesus loved and helped people. *Matthew 14:14*

**LIFE POINT:** Jesus can help people.



### BABIES

Jesus and His disciples (helpers) walked by a man who could not see. He was blind.

Jesus spit in the dirt and made mud. He spread the mud on the blind man's eyes.

Jesus told the man to go wash his eyes. He did. The man could see! The man told everyone that Jesus made him well.

### 1s

Jesus and His helpers walked by a man who could not see. He was blind.

Jesus spit in the dirt and made mud. He spread the mud on the blind man's eyes.

Jesus told the man to go wash his eyes. The man could see! The man told everyone that Jesus made him well.

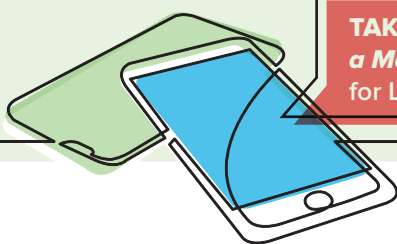
### 2s

Jesus and His helpers walked by a blind man—he could not see. Jesus spit in the dirt. He spread the mud over the man's eyes.

Jesus told the man to go wash his eyes in the pool of Siloam. He did and returned able to see!

People were surprised that the man could see. They knew him to be blind since he was born. The man told everyone how Jesus made his eyes to see.

**TAKE IT FURTHER:** Check out the *Jesus Healed a Man Born Blind* section of the Bible Studies for Life: Kids Family App.







## JESUS HEALED A MAN BORN BLIND

JOHN 9:1-34 • TEACHING PICTURE 3

**Jesus did things no one else could do.**

 Acts 2:22 

**Jesus told the wind and sea to be still.  
Both became calm.**

 Mark 4:39 

**Jesus loved and helped people.**

 Matthew 14:14 

**The people on the boat worshiped Jesus,  
God's Son.**

 Matthew 14:33 

**Jesus said, "Follow Me."**

 John 21:19 

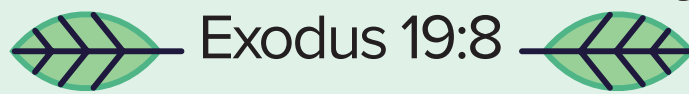
**God put the rainbow in the clouds.**

 Genesis 9:13

**We have good news! God keeps His promises.**

 Acts 13:32

**We will do what God says.**

 Exodus 19:8

**God, You are great, and no one is like You.**

 2 Samuel 7:22

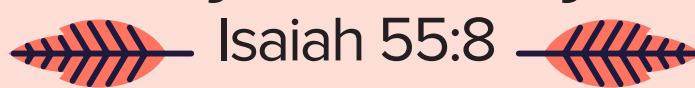
**Call to Me, and I will answer.**

 Jeremiah 33:3

**I am your God.**

 Ezekiel 37:27

**God's ways are always best.**

 Isaiah 55:8

**The Bible teaches about Jesus.**

 2 Timothy 3:15



Jesus did things no one else could do.

**Acts 2:22**

Jesus told the wind and sea to be still.  
Both became calm.

**Mark 4:39**

Jesus loved and helped people.

**Matthew 14:14**

The people on the boat worshiped Jesus,  
God's Son.

**Matthew 14:33**



# Allergy Alert

Today your child will be tasting,  
smelling, or handling the following:



## Allergy Alert

*Bible Studies for Life Preschool Enhanced CD (Printables), Fall 2019*

© 2019 LifeWay. Printed in the United States of America. This item may be reproduced.

**Instructions:** Print and post the allergy alert. Refer to the Leader Guide for suggested activities that require an allergy alert.

# London, England



Aden and Addyson Rigney are missionary kids living in London, England with their dad, Chad, their mom, Lynsi, and their little sister, Evelyn. London is a large city. People from many different countries live there. This makes London one of the most different cities in the world!

London is also a very popular city for tourists. People travel to London to see things like Big Ben, a gigantic clock, and Buckingham Palace, a massive home where the queen lives. For the Rigney family, however, the biggest reason they moved to this city was to tell people about Jesus.

People in London speak over three hundred different languages. They eat many different types of foods, and they believe many different things about God. Some might believe there is more than one true God, and others might not believe in God at all. It is not unusual for the Rigneys to meet people who have never even heard the good news about Jesus.


The Rigney family looks for ways to meet a lot of people so they can share the gospel with them. Chad Rigney builds websites that help more people learn about God. Aden and Addyson sing and play music to share Jesus with others.

You are a part of God's plan for people in London to hear the gospel, too. You can pray! Pray for the Rigney family in London. Ask God to help them do whatever He asks and to give them more opportunities to tell about God's love.

## Interesting facts

- ☐ England is the largest country in Great Britain and is ruled by a queen.
- ☐ London is the capital of England and is the country's largest city. It has been called "a world in one city" because there are people living there from so many different countries, cultures, and nations.
- ☐ English is the official language of England.
- ☐ Hundreds of people groups (people who share the same language and culture) living in London come from countries where there is little or no way to hear about God and Jesus.





INTERNATIONAL MISSIONS

## London, England









# London, England



**BIG BEN** is the nickname for the giant bell in the clock tower at the Houses of Parliament. The bell weighs thirteen tons.



**BUCKINGHAM PALACE** is the official London residence of kings and queens. It has 775 rooms.



# London, England



**LONDON,**  
a different view of the city



## FAMOUS BUILDINGS

Tourists (people from other places)  
come see the many  
buildings in London.





**PEOPLE** from places  
all around the world come  
to live in London.



**MISSIONARIES** tell the people in  
London and places around the  
country that God loves them all.