




1s & 2s

BIBLE STUDIES FOR LIFE®

JESUS IS POWERFUL
GOD'S AWESOME PROMISES
THE INCREDIBLE WORD OF GOD

KIDS LEADER GUIDE
FALL 2019

LifeWay | **Preschool**



JESUS CALMED A STORM



LEVEL OF BIBLICAL LEARNING

Jesus loves me.

SCRIPTURE REFERENCE

Mark 4:35-41;
Luke 8:22-25

WEEKLY VERSE

Jesus told the wind and sea to be still. Both became calm.
Mark 4:39

UNIT VERSE

Jesus did things no one else could do.
Acts 2:22

SUGGESTED FOR THE WEEK OF

September 8



LEADER BIBLE STUDY

The Gospels are portraits of Jesus. Each is complete, and together they provide a comprehensive testimony to Jesus' life. The event of Jesus calming the storm is recorded in Mark and Luke as well as Matthew. All provide wonderful details about this miracle. After sunset but before dark, Jesus told the disciples to take the boat across the Sea of Galilee to the other side. The boat was a small fishing boat, easily dragged onto shore and filled to capacity with thirteen riders. A few other boats went out with them.

A sudden and severe squall, common on the lake, challenged the skills of these professional fishermen. Mark was very honest with the disciples' reaction to Jesus sleeping in the boat. They complained and cried out in irritation, fear, and possibly even anger. When Jesus woke up, He commanded the storm to be still. After the storm calmed, Jesus asked, "Where is your faith?" The disciples did not trust God for their safety even though He was in the boat with them as the person of Jesus.

Luke did not imply that the disciples did not have faith, but he acknowledged they were not calling on it in the midst of this crisis. It is apparent that the Twelve had not come to terms with who Jesus truly is, but what they had just seen was opening their minds to the truth that Jesus is the Christ and Lord of all. Here they saw and experienced another sign of God's kingdom breaking in and restoring order to creation, something that only God could do. They must have connected some dots that Jesus was in fact God in the flesh.

God's rule will extend over all and bring creation back to its original design. But, like the disciples, you still may question if the Lord will show up when you need Him. Do you waffle between belief and unbelief? How do you answer Jesus' question, "Where is your faith?"



BIBLE STORY

JESUS CALMED A STORM

—Based on Mark 4:35-41; Luke 8:22-25

BIBLE STORY FOR 1s

- » Jesus and His helpers were on a boat on the lake.
- » Jesus fell asleep. A big storm came up on the lake.
- » Jesus' helpers became afraid.
- » Jesus woke up and made the storm stop.

BIBLE STORY FOR 2s

- » Jesus had been teaching all day. He was tired.
- » “Let’s go to the other side of the lake,” Jesus told His helpers.
- » Jesus lay down on a cushion in the boat and went to sleep.
- » The helpers sailed the boat across the big lake.
- » A big wind began to blow. Water started coming into the boat. The helpers were afraid! “Help us!” they cried.
- » Jesus woke up and looked at the windstorm. “Be still!” Jesus said. The wind stopped blowing. The waves stopped coming into the boat. Even the wind and the waves obeyed Jesus!



GATHER TIME FOR OLDER 2s

- » **Gather and sing.** Play and move to “Monkey Shuffle.” Play and sing “There’s No One Else Like Him.”
- » **Tell the Bible story and review.** Invite a preschooler to open your Bible to Mark 4. Display the Teaching Picture. Tell the boys and girls to listen for what Jesus said to the storm. Tell the Bible story; then ask the preschoolers what Jesus said. Review the Bible story with motions: row a boat, hold their hands up to their mouths to make blowing noises, hold their hands to the side of their faces and open their eyes wide to look afraid, clap saying “yeah!” and “thank you!” when Jesus calmed the storm.
- » **Hear the Bible Verses.** Mention that our Bible Verse is from the Bible. Invite a preschooler to open your Bible to the Weekly Verse. Read aloud the verse. Mention that Jesus can tell the weather what to do. Invite another child to open the Bible to the Unit Verse. Say: “Again, Jesus did something no one else could do—He calmed the storm.” Display and read aloud the Unit Verse.
- » **Wrap it up.** Pray, thanking God that Jesus loves us. Sing “Mighty Is He.”

- » Pack Item 14: “Weekly Verses”
- » Teaching Picture 2
- » Printables: “Unit Verses”
- » Music
- » Bible, scissors
- » Separate and place the Weekly Verse in the Bible at Mark 4. Cut apart, fold, and place the Unit Verse at Acts 2.



BIBLE-LEARNING ACTIVITIES

- › Blue construction paper, glue sticks, white and black tissue paper, safety scissors, white construction paper

- › Teaching Picture 2
- › Toy boats, blue plastic tablecloth

- › Music
- › Musical instruments such as sticks, tambourine, sand blocks

- › Printables: “Allergy Alert”
- › Soft play dough (white, yellow, black, blue), simple play dough tools, cookie cutters (sun, moon, cloud, etc.)

MAKE STORMY SKY PICTURES

Print across the bottom of each child's paper: Jesus Calmed a Storm.

- › Explain that today we will make pictures of a stormy sky.
- › Remark that sometimes the sky gets cloudy and dark during a storm. Invite preschoolers to select a piece of tissue paper and tear it into small pieces.
- › Guide each child to grasp a glue stick, add glue to his page, and then press a piece of tissue paper onto the glue.
- › Older 2s can use safety scissors to cut tissue paper and simple “cloud” shapes out of white paper.
- › Ask preschoolers who told the stormy wind and water to be still (*Jesus*). Ask them if the wind and water obeyed (*yes*).

STEER BOATS

Display the Teaching Picture in the block area. Lay the blue plastic tablecloth on the floor to represent a sea.

- › Ask boys and girls if they can say “sea.” Point to the sea in the Teaching Picture.
- › Explain that a sea is filled with water and people can steer boats across the water. Demonstrate steering a boat across the blue tablecloth.
- › Mention that our Bible story tells about how Jesus told a stormy sea to be still and it became still!
- › Say: “Jesus can tell the weather what to do.”
- › Encourage preschoolers to steer the toy boats around the sea as you talk to them about today's Bible story.

CREATE STORM SOUNDS

- › Say that Jesus' helpers were afraid when they heard and saw the stormy weather while they were sailing across a sea.
- › Invite preschoolers to take turns trying to make stormy sounds with the different instruments.
- › Guide by saying: “One, two, three, make a storm!” then “Stop.”
- › Remind the preschoolers that Jesus told the storm to stop and it did!
- › Play “We Can Praise the Lord” for children to play along with their instruments.
- › Comment: “Jesus loves you and me.” Pray, thanking God for Jesus.

MAKE CLOUDS

Post the Allergy Alert.

- › Talk about the rain, snow, or whatever your local weather is.
- › Suggest that preschoolers use the play dough to make shapes that look like the sun, a cloud, a moon, and so on.
- › Say that Jesus loves us. Sing “Jesus Loves Me” as the children play.

PLAY A STORMY AND STILL GAME

- » Inquire what Jesus said to the stormy weather in today's story. (*Be still.*)
- » Tell that boys and girls will be the wind and waves. Say they are to listen for your voice to tell them when to be still.
- » Guide the preschoolers to make wind noises and move their arms and legs around until you say "Be still."
- » Encourage children to move around slowly, then quickly, then quietly, then louder with each passing turn.
- » Remind children that Jesus can tell the weather what to do.

QUIET A STORM

Fill a plastic tub with about 1½ inches of water and place the tub on a towel near the toy boats.

- » Request that the preschoolers take turns putting boats in the water and using their fingers to make tiny waves.
- » Ask one of the preschoolers to try to blow the boat on the water so that it rocks back and forth; then ask everyone to stop their movements and join you in saying "shhhhhh."
- » Encourage someone to tell you when the water is still.
- » Remind the boys and girls that Jesus told the wind and waves to be still and they obeyed Him.

» Plastic toy boats, plastic tub, water, towel

DRESS FOR STORMY WEATHER

- » Invite the preschoolers to try on different dress-up clothes and pretend to be in the rain.
- » Encourage the children to tell you if they like to hear rain noises or if they are afraid.
- » Remind children that Jesus told the wind and the water to be still and the wind and the water became still.
- » Display the missions pictures. Comment that the Rigneys live in London where it can be cold and rainy. Tell that people like the Rigneys travel to places all over the world to tell people about Jesus and God.

» Printables: "Unit 1 Missions"

» Dress-up clothes for a rainy day such as boots, hats, and jackets

MAKE A WINDY SEA

Tape to the floor two 3-feet long parallel strips of tape at least 3 feet apart.

- » Remind the preschoolers of the Bible story.
- » Invite the boys and girls to blow things with their mouths or by fanning cardboard pieces from one tape line to the other.
- » Mention that Jesus told the water and wind to stop blowing.

» Cotton balls, ping-pong balls, paper cupcake liners; small pieces of heavy cardboard; masking or painters tape

CLEAN UP

- » Play "We Can Work." Announce it is time to clean up. Give specific instructions as needed.

» Music

UNIT 1
SESSION 2

Bonus
Teaching Hour
for 1s & 2s

JESUS CALMED A STORM



BIBLE STORY

SNACK

Place snack on tables.

Pray before eating.

Talk about the Bible story as children snack.

Lead children to clean their places and throw away the trash.

TALK ABOUT THE BIBLE STORY

—Based on Mark 4:35-41; Luke 8:22-25

BIBLE STORY FOR 1s

- » Jesus and His helpers were on a boat on the lake.
- » Jesus fell asleep. A big storm came up on the lake.
- » Jesus' helpers became afraid.
- » Jesus woke up and made the storm stop.

BIBLE STORY FOR 2s

- » Jesus had been teaching all day. He was tired.
- » "Let's go to the other side of the lake," Jesus told His helpers.
- » Jesus lay down on a cushion in the boat and went to sleep.
- » The helpers sailed the boat across the big lake.
- » A big wind began to blow. Water started coming into the boat. The helpers were afraid! "Help us!" they cried.
- » Jesus woke up and looked at the windstorm. "Be still!" Jesus said. The wind stopped blowing. The waves stopped coming into the boat. Even the wind and the waves obeyed Jesus!

ROOM

YOUR TEACHING PARTNER(S)

DATE OF USE

LEVEL OF BIBLICAL LEARNING

Jesus loves me.

LIFE POINT

Jesus can tell the weather
what to do.

UNIT VERSE

Jesus did things no one
else could do. *Acts 2:22*

WEEKLY VERSE

Jesus told the wind and
sea to be still. Both became
calm. *Mark 4:39*



BIBLE-LEARNING ACTIVITIES

SONG

Sing to the tune of "Row, Row, Row Your Boat":

Jesus calmed a storm. He is powerful.

Jesus can do anything. He is powerful.

DECORATE BOATS

Gather: *Printables: "Boat and Cloud Pictures," construction paper, glue sticks, crayons, blue tissue paper, scissors, marker*

Do: *Print today's Weekly Verse across the bottom of each child's paper. Print and cut out the boat and cloud shapes.*

- » Guide girls and boys to glue a boat shape and cloud shapes to their paper.
- » Demonstrate how to tear tissue paper and glue it on their paper to look like waves.
- » Ask the boys and girls what Jesus said to the storm. (*Be still!*) Let them take turns saying that phrase.
- » Encourage the preschoolers to talk about a time they might have been afraid in a storm.
- » Guide them to say thank you to Jesus that we can trust Him.

BUILD LARGE BOATS

Gather: *blocks, blue plastic tablecloth*

- » Invite the girls and boys to build boats on top of the blue tablecloth "sea."
- » Invite children to sit inside their boats and pretend to row across the water.

JUMP RAIN PUDDLES

Gather: *blue construction paper, masking tape, scissors*

Do: *Cut out "water puddles" from the paper. Tape them to the floor in a random pattern.*

- » Invite children to try to jump from puddle to puddle.
- » Congratulate girls' and boys' successful attempts.
- » Mention that sometimes when it is stormy where we live we end up with rain puddles.
- » Remind the preschoolers that Jesus can tell the weather what to do.

SING TOGETHER

- » Lead the boys and girls in singing the SONG (top of page).
- » Sing slowly and allow boys and girls to select different ways to sing the song (soft and slow, loud and fast, high and low, sitting/standing, while they pretend to row a boat, etc.).
- » Remind preschoolers that Jesus' helpers were afraid of the storm and Jesus told the storm to be still.
- » State that Jesus helped people because He loved them.

START AND STOP A STORM

Gather: *Teaching Picture 2, large piece of blue construction paper, a handful of cotton balls, pom-poms, crumpled paper wads, feathers*

- » Display the Teaching Picture.
- » Help preschoolers recall the Bible story.
- » Show the boys and girls the different items. Invite them to take turns trying to blow each item from one side of the blue paper to the other.
- » Ask the children what Jesus said to the wind and the waves.
- » Say thank you to Jesus for loving us.

CLEAN UP

Lead children to help put toys in the correct places.

DISMISS

Place all the children's personal items inside their diaper bags. Remind parents to do the activities and review the Bible story this week on the Kids Activity Page.



UNIT 1 SESSION 2

Jesus Calmed a Storm

UNIT VERSE

Jesus did things no
one else could do.

ACTS 2:22

Water Play

This week while giving your toddler a bath, remind her of the time when Jesus calmed a storm. Help her to splash the water; then guide her to stop when you say: "Shhhhh, be still." Remark that Jesus told the water to be still and it obeyed.

Shake a Towel

Gather some lightweight plastic items to bounce on a towel. Guide your preschooler to hold one end of the towel as you hold the other and make things bounce atop the towel. Remind your child of the time when Jesus calmed a storm. Help him to stop shaking the towel when you say: "Shhhhh, be still." Remark that Jesus told the water to be still and it obeyed.

BABIES

Talk About the Storm

Splash in the tub and talk to your baby about Jesus calming the storm and having power over the weather. Remind your baby that Jesus made the wind to stop and the waves to be still.



BIBLE STUDIES FOR LIFE®

1

CONVERSATION

THE BIBLE MEETS LIFE

Parents, your child learned that Jesus tells the weather what to do. When the disciples were frightened by a sudden storm, Jesus spoke, and everything became calm!

LIVE IT OUT

If your child is afraid of turbulent weather, take the time to pray with her. Review the Bible story of the storm that the disciples faced and how Jesus helped them. Remind your child that Jesus (and God) are in charge of the weather.

LEVEL OF BIBLICAL LEARNING

Jesus loves me.

DAILY BIBLE READING

Sunday: Mark 4:39

Monday: Jeremiah 5:22

Tuesday: Psalm 148:8

Wednesday: Job 38:8

Thursday: Matthew 17:27

Friday: Jeremiah 10:13

Saturday: Matthew 21:19

Jesus Calmed a Storm

**BASED ON MARK 4:35-41;
LUKE 8:22-25**

WEEKLY VERSE: Jesus told the wind and sea to be still. Both became calm.
Mark 4:39

LIFE POINT: Jesus can tell the weather what to do.



BABIES

Jesus and His disciples (helpers) were on a boat on the lake. Jesus fell asleep. A big windstorm came up on the lake. The wind made big waves in the water. Jesus' disciples (helpers) became afraid. Jesus woke up and made the wind and waves stop.

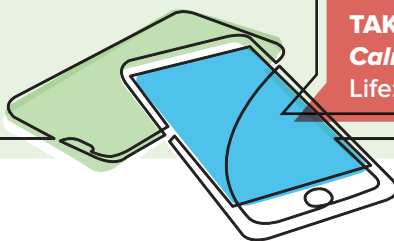
1s

Jesus and His helpers were on a boat on the lake. Jesus fell asleep. A big storm came up on the lake. Jesus' helpers became afraid. Jesus woke up and made the storm stop.

2s

Jesus had been teaching all day. He was tired. "Let's go to the other side of the lake," Jesus told His helpers. Jesus lay down on a cushion in the boat and went to sleep. The helpers sailed the boat across the big lake. A big wind began to blow. Water started coming into the boat. The helpers were afraid! "Help us!" they cried. Jesus woke up and looked at the windstorm. "Be still!" Jesus said. The wind stopped blowing. The waves stopped coming into the boat. Even the wind and the waves obeyed Jesus!

TAKE IT FURTHER: Check out the *Jesus Calmed a Storm* section of the Bible Studies for Life: Kids Family App.





JESUS CALMED A STORM

MARK 4:35-41; LUKE 8:22-25 • TEACHING PICTURE 2

Jesus did things no one else could do.

 Acts 2:22 

**Jesus told the wind and sea to be still.
Both became calm.**

 Mark 4:39 



Jesus loved and helped people.

 Matthew 14:14 

**The people on the boat worshiped Jesus,
God's Son.**

 Matthew 14:33 

Jesus said, "Follow Me."

 John 21:19 



God put the rainbow in the clouds.

 Genesis 9:13 

We have good news! God keeps His promises.

 Acts 13:32 

We will do what God says.

 Exodus 19:8 

God, You are great, and no one is like You.

 2 Samuel 7:22 

Call to Me, and I will answer.

 Jeremiah 33:3 

I am your God.

 Ezekiel 37:27 

God's ways are always best.

 Isaiah 55:8 

The Bible teaches about Jesus.

 2 Timothy 3:15 

**Jesus did things no one
else could do.**

Acts 2:22

**We have good news!
God keeps His promises.**

Acts 13:32

God's ways are always best.

Isaiah 55:8

This Jesus of Nazareth was a man attested to you by God with miracles, wonders, and signs that God did among you through him, just as you yourselves know.

Acts 2:22

And we ourselves proclaim to you the good news of the promise that was made to our ancestors.

Acts 13:32

“For my thoughts are not your thoughts, and your ways are not my ways.” This is the LORD’s declaration.

Isaiah 55:8

**Unit Verses:
CSB**

Unit Verses

Bible Studies for Life Preschool Enhanced CD (Printables), Fall 2019
© 2019 LifeWay. Printed in the United States of America. **This item may be reproduced.**

Instructions: Cut apart the Bible markers and use to teach the Unit Verse in each session.

All Scripture quotations on this page have been taken from the Christian Standard Bible®, Copyright 2018 by Holman Bible Publishers. Used by permission. Christian Standard Bible® and CSB® are federally registered trademarks of Holman Bible Publishers.

**Jesus of Nazareth, a man approved
of God among you by miracles and
wonders and signs, which God did
by him in the midst of you, as ye
yourselves also know.**

Acts 2:22

**And we declare unto you glad
tidings, how that the promise which
was made unto the fathers.**

Acts 13:32

**For my thoughts are not your
thoughts, neither are your ways my
ways, saith the LORD.**

Isaiah 55:8

Allergy Alert

Today your child will be tasting,
smelling, or handling the following:



Allergy Alert

Bible Studies for Life Preschool Enhanced CD (Printables), Fall 2019

© 2019 LifeWay. Printed in the United States of America. This item may be reproduced.

Instructions: Print and post the allergy alert. Refer to the Leader Guide for suggested activities that require an allergy alert.

London, England



Aden and Addyson Rigney are missionary kids living in London, England with their dad, Chad, their mom, Lynsi, and their little sister, Evelyn. London is a large city. People from many different countries live there. This makes London one of the most different cities in the world!

London is also a very popular city for tourists. People travel to London to see things like Big Ben, a gigantic clock, and Buckingham Palace, a massive home where the queen lives. For the Rigney family, however, the biggest reason they moved to this city was to tell people about Jesus.


People in London speak over three hundred different languages. They eat many different types of foods, and they believe many different things about God. Some might believe there is more than one true God, and others might not believe in God at all. It is not unusual for the Rigneys to meet people who have never even heard the good news about Jesus.

The Rigney family looks for ways to meet a lot of people so they can share the gospel with them. Chad Rigney builds websites that help more people learn about God. Aden and Addyson sing and play music to share Jesus with others.

You are a part of God's plan for people in London to hear the gospel, too. You can pray! Pray for the Rigney family in London. Ask God to help them do whatever He asks and to give them more opportunities to tell about God's love.

Interesting facts

- ☐ England is the largest country in Great Britain and is ruled by a queen.
- ☐ London is the capital of England and is the country's largest city. It has been called "a world in one city" because there are people living there from so many different countries, cultures, and nations.
- ☐ English is the official language of England.
- ☐ Hundreds of people groups (people who share the same language and culture) living in London come from countries where there is little or no way to hear about God and Jesus.



INTERNATIONAL MISSIONS

London, England





London, England



BIG BEN is the nickname for the giant bell in the clock tower at the Houses of Parliament. The bell weighs thirteen tons.



BUCKINGHAM PALACE is the official London residence of kings and queens. It has 775 rooms.

London, England



LONDON,
a different view of the city



FAMOUS BUILDINGS

Tourists (people from other places)
come see the many
buildings in London.

London, England



PEOPLE from places
all around the world come
to live in London.



MISSIONARIES tell the people in
London and places around the
country that God loves them all.



Boat and Cloud Pictures

Bible Studies for Life Preschool Enhanced CD (Printables), Fall 2019
© 2019 LifeWay. Printed in the United States of America. This item may be reproduced.

Instructions: Make copies and cut out the pictures along the dotted lines. See the Bonus Teaching Hour for uses.