



1s & 2s

BIBLE STUDIES FOR LIFE®

JESUS IS POWERFUL
GOD'S AWESOME PROMISES
THE INCREDIBLE WORD OF GOD

KIDS LEADER GUIDE
FALL 2019

LifeWay | **Preschool**

LIFE POINT

Jesus can
heal people.

JESUS HEALED THE OFFICIAL'S SON

JESUS



LEVEL OF BIBLICAL LEARNING

Jesus helped people
because He loved them.

SCRIPTURE REFERENCE

John 4:46-54

WEEKLY VERSE

Jesus did things no one
else could do.

Acts 2:22

UNIT VERSE

Jesus did things no one
else could do.

Acts 2:22

SUGGESTED FOR THE WEEK OF

September 1



LEADER BIBLE STUDY

Jesus' love for people and His powerful acts on their behalf mean He is much more than a superhero. It means He is the Son of God! Only with the power of His heavenly Father could He love so deeply and act with such authority. It does not get more super than that. The Bible calls His super powers *miracles*, *signs*, *wonders*, *mighty works*, and *powers*. John calls the seven miracles he records about Jesus *signs*. John's Gospel points to life-changing faith decisions. You will know a miracle (or sign) by an immediate and powerful action of God that reveals His character or purposes.

An official traveled quite a distance to see Jesus. The man's son was dying. He begged Jesus to come back with him and heal his son. Jesus was aware of the people around Him who were there to see another miracle. He addressed the crowd, acknowledging they did not believe; they just liked the show. Seeing the father's belief, Jesus assured him that his son would live. The father did not seek a public spectacle but a private miracle. The man had faith that when he returned, his son would be healed. As he traveled back and before he arrived home, his servants met him with the news that his son's fever had left him. Upon further revelation he discovered his son's healing happened the very moment Jesus said his son would live. This was no coincidence; instead, it was a divine confirmation of God's love and power.

Jesus performs miracles today. When and where have you witnessed a miracle? How have you seen God's action? What does it reveal about His character and purposes?



BIBLE STORY

JESUS HEALED THE OFFICIAL'S SON

—Based on John 4:46-54

BIBLE STORY FOR 1s

- » A man asked Jesus to heal (make well) his son.
- » Jesus told the man to go home because his son was well.
- » The man went home and found his son well.
- » The man learned that Jesus could heal people.

BIBLE STORY FOR 2s

- » A man heard that Jesus was nearby. He hurried to see Jesus. The man asked Jesus to go to his house and heal (make well) his son.
- » Jesus said, “Go home. Your son is well.”
- » The man went home and found his son well.
- » Then the man knew that Jesus was the one who healed people.

GATHER TIME FOR OLDER 2s

- » **Gather and sing.** Sing “Mighty Is He.” Show the doctor kit. State that sometimes when we are sick we need a doctor. Say that in our Bible story a little boy felt better without needing to go to see a doctor!
- » **Tell the Bible story and review.** Open your Bible to John 4. Display the Teaching Picture. Ask girls and boys to listen carefully to find out what Jesus did to help the man in the Bible story. Tell the Bible story slowly with emotion.
- » **Learn the Bible Verse.** Invite boys and girls to stand and slowly pat their knees to the rhythm of the chant: *Who Took the Cookie from the Cookie Jar?* Chant: “Who did things no one else could do? Jesus did things no one else could do! Is that true? It is true! Jesus did things no one else could do!” Repeat several times. Then invite a preschooler to help you open your Bible to Acts 2:22. Display and read aloud the Bible Verse, leading the children to repeat it after you.
- » **Wrap it up.** Sing “Who Was Jesus?” Ask everyone to gather around the doctor kit. Pray, thanking God that Jesus helps people because He loves them.



- » Pack Items 14, 15: “Weekly Verses,” “Door Poster Unit 1”
- » Teaching Picture 1
- » Music
- » Bible, toy doctor kit
- » Separate today’s Weekly Verse. Place the strip in the Bible. Post the Door Poster for parents to see.



BIBLE-LEARNING ACTIVITIES

- › Toy doctor kit, dolls, large white button-up shirt or pretend doctor's lab coat

- › Music
- › Colorful lightweight scarves or bandanas

- › Pack Item 20: "Sick and Well Game Cards"
- › Scissors, 2 different colors of construction paper, marker

- › Printables: "JESUS"
- › Construction paper, tissue paper, marker, glue sticks

PRETEND TO TAKE CARE OF SICK PEOPLE

- › Ask boys and girls if they have ever been sick or visited a doctor.
- › Mention that Jesus helped people because He loved them.
- › Guide preschoolers to name and use the doctor kit items.
- › Compliment the boys and girls for being kind and gentle as they care for the dolls or each other.

WAVE SCARVES

- › Play "Praise and Worship Medley."
- › Invite the children to wave scarves as the music plays.
- › Wave a scarf above your head, in front of you, or down by your feet.
- › Invite older preschoolers to take turns praying: "Thank You, Jesus."
- › Repeat as long as interest holds, giving children the opportunity to select different colored scarves and to try different motions.

PLAY GAMES

Cut apart the game cards. Draw a happy face on one paper and a sad face on the other paper. Place the papers on the floor.

- › Ask the preschoolers if they have ever been sick or felt bad.
- › Allow the boys and girls to answer and to talk about how they felt.
- › Mention that they will help put the pictures into two groups—sick (sad face) and well (happy face).
- › Remind the boys and girls that the son in the Bible story was sick but Jesus made him well.
- › Say that Jesus could do things no one else could do.
- › Guide preschoolers to take turns choosing a card and placing it on the sick or well papers.
- › Collect the cards, mix, and lay faceup on the floor. Invite older preschoolers to match the pictures.

CREATE COLLAGES

Print a JESUS paper for each child. Print the Bible Verse across the bottom of each paper.

- › Remind the preschoolers that today's Bible story was about Jesus making a sick boy well.
- › Display the paper and read aloud the name.
- › Encourage boys and girls to tear tissue paper and glue it inside the letters (or anywhere on the paper).
- › Assist with swiping glue sticks across the letters for the children.
- › Challenge children to say: "Jesus did things no one else could do."

PREPARE AND EAT PUDDING

Display the Allergy Alert.

- » Assist boys and girls in washing their hands.
- » Invite boys and girls to take turns adding ingredients to the bowl.
- » Assist the preschoolers with taking turns using the spoon to mix the ingredients. Use the spatula to scrape the walls of the bowl.
- » Remark that sometimes when we are sick we enjoy eating pudding.
- » Ask boys and girls to tell you what they like to eat.
- » Invite a child to pray, thanking God for the snack and for helping people.
- » Serve each preschooler a small cup of pudding.
- » Comment that the official's son was sick and Jesus made him well.

BUILD A BIBLE TIMES VILLAGE

Cut out the Bible Times People. Tape the figures to tubes or small blocks. Display the town backdrop and a Bible in the block area.

- » Talk about the background as you move some people around. Invite the children to play with the people.
- » Say the Bible story statements as the children play.
- » State that Jesus helped people because He loved them.
- » Display the Missions pictures. Comment that the Rigneys live in a large city instead of a village.
- » Say that the Rigneys moved to London to tell people about God and Jesus. Tell about the Rigneys.

WORK PUZZLES

- » Encourage the preschoolers' efforts as they work the puzzles.
- » Remark that the daddy in today's Bible story loved his son very much.
- » Show the Teaching Picture. Say that the man asked Jesus to make his son well and Jesus healed the son.

READ BOOKS

- » Assist boys and girls with turning the pages of the book or Bible as you read to them about Jesus.
- » Concentrate on telling today's Bible story and introduce today's Life Point.
- » Urge boys and girls to point to Jesus in the different books or Bible stories.
- » Say thank you to Jesus for loving us and making people well.

CLEAN UP

- » Play "We Can Work." Encourage boys and girls to sing along as they help clean the room.

- » Printables: "Allergy Alert"
- » Pudding mix, milk, large bowl and spoons, measuring cups, kitchen towel, small cups, plastic spoons, spatula

- » Pack Items 18, 19: "Bible Times People," "Backgrounds" (Town)
- » Printables: "Unit 1 Missions"
- » Bible, blocks, cardboard tubes, flat pieces of cardboard, scissors, tape

- » Teaching Picture 1
- » Simple puzzles of medical items or people

- » Pack Item 21: "Book: *Jesus Is Powerful*"
- » Bible

- » Music

**UNIT 1,
SESSION 1**

*Bonus
Teaching Hour
for 1s & 2s*

JESUS HEALED THE OFFICIAL'S SON



BIBLE STORY

SNACK

Place snack on tables.

Pray before eating.

Talk about the Bible story as children snack.

Lead children to clean their places and throw away the trash.

TALK ABOUT THE BIBLE STORY

—Based on John 4:46-54

BIBLE STORY FOR 1s

- » A man asked Jesus to heal (make well) his son.
- » Jesus told the man to go home because his son was well.
- » The man went home and found his son well.
- » The man learned that Jesus could heal people.

BIBLE STORY FOR 2s

- » A man heard that Jesus was nearby. He hurried to see Jesus. The man asked Jesus to go to his house and heal (make well) his son.
- » Jesus said, "Go home. Your son is well."
- » The man went home and found his son well.
- » Then the man knew that Jesus was the one who healed people.

ROOM

YOUR TEACHING PARTNER(S)

DATE OF USE

LEVEL OF BIBLICAL LEARNING

Jesus helped people
because He loved them.

LIFE POINT

Jesus can heal people.

UNIT VERSE

Jesus did things no one
else could do. *Acts 2:22*

WEEKLY VERSE

Jesus did things no one
else could do. *Acts 2:22*



BIBLE-LEARNING ACTIVITIES

SONG

Sing to the tune of "London Bridge":

*A little boy was very sick, very sick, very sick.
A little boy was very sick; his dad was oh so
sad. (Make a sad face.)*

*Jesus healed the little boy ... The dad was oh
so glad. (Make a happy face.)*

*Jesus can make people well ... Thank You,
Jesus!*

MAKE CARDS

Gather: cardstock, chunky crayons, stickers

Do: Print today's Life Point across the bottom of each paper; then fold the paper in half.

- » Remind preschoolers that Jesus helped people because He loved them.
- » Say that we can show love to others by sending cards (hello, get well, miss you).
- » Let children work on their cards.
- » Remark that Jesus loves everyone.
- » Help the children decide who should receive their cards.

TAKE CARE OF A FAMILY

Gather: Teaching Picture 1, doll house, toy furniture, toy people

- » Suggest the preschoolers pretend to take care of a family.
- » Interact with the children as they care for their pretend family.
- » Invite preschoolers to look at the Teaching Picture and use the people figures to play out the Bible story.

SING ABOUT PRAYER

- » Sing to the tune of "Row, Row, Row Your Boat": *I can pray for friends; I can pray for friends. Jesus can make people well. I can pray for friends!*
- » Repeat the song and accompany each round with a different action (clap hands, pat knees, tap head, etc.).

CRAWL, WALK, AND HOP

Gather: Printables: "Crawl, Walk, Hop Pictures," tape, scissors

Do: Cut apart and tape the two pictures on opposite walls.

- » Direct preschoolers' attention to the two pictures and ask them what they are.
- » Remind the boys and girls about today's Bible story. State that Jesus healed the son.
- » Direct the preschoolers to follow your instructions for going to Jesus and/or going to the house.
- » Give instructions such as walk to Jesus, hop to the house, wave your hands while you walk to Jesus, crawl to the house, and so on.

WORK A HOUSE PUZZLE

Gather: wooden blocks, construction paper, marker

Do: Arrange two to four blocks on three different papers to form various house outlines. Trace the blocks.

- » Invite boys and girls to take turns placing the blocks inside the house shapes. Let younger children take turns covering and uncovering the pictures with the blocks.
- » Talk about how the father in today's Bible story went to see Jesus and asked Him to make his son well.
- » Ask boys and girls to show their smiles like the father might have had when he went home to find his son was well.

CLEAN UP

Lead children to put toys in the correct places.

DISMISS

Place all the children's personal items inside their diaper bags. Remind parents to do the activities and review the Bible story this week on the Kids Activity Page.



UNIT 1 SESSION 1

Jesus Healed the Official's Son

UNIT VERSE

Jesus did things no
one else could do.

ACTS 2:22

Point to Happy and Sad Faces

Say that you love your child and are happy she is in your family. Ask your child to point to the happy face. Remind your child that Jesus healed or made a man's son well. Tell that the man was very happy. Show the Bible story picture (reverse side). Urge your preschooler to make a happy face. Say that Jesus helped people because He loved them.



Say Thank You to Jesus

Mention that Jesus can help people feel better. Help your child say thank you to Jesus for her toes, eyes, ears, feet, and so on. Encourage her to jump when she thanks God for her feet, cup her ear with her hand when thanking God for her ears, and so on. Sing "Head, Shoulders, Knees, and Toes." Remark that the man in the Bible story was very happy that Jesus made his son well. Tell the Bible story.

BABIES

Pray Together

Pray aloud with your baby for any people you know who are sick. Look at the Bible story picture (reverse side) together. Say that Jesus made a man's son well. Remind your baby that Jesus can make people better.

BIBLE STUDIES FOR LIFE®

1

CONVERSATION

THE BIBLE MEETS LIFE

Parents, today your child learned that Jesus can heal people. Jesus used the power of God to help people who were sick, just as He healed a Roman official's son.

LIVE IT OUT

Fold a sheet of cardstock or construction paper in half to make a card. Give your child stickers and crayons or markers to decorate the card. Inside the card print *Jesus heals people*. Pray for someone you know who is ill and deliver the card to that person.

LEVEL OF BIBLICAL LEARNING

Jesus helped people because He loved them.

DAILY BIBLE READING

Sunday: Acts 2:22

Monday: Philippians 4:19

Tuesday: Revelation 21:4

Wednesday: Psalm 30:2

Thursday: Isaiah 40:29

Friday: Matthew 10:1

Saturday: Psalm 147:3

Jesus Healed the Official's Son

BASED ON JOHN 4:46-54

WEEKLY VERSE: Jesus did things no one else could do. *Acts 2:22*

LIFE POINT: Jesus can heal people.



BABIES

A man asked Jesus to heal (make well) his son.
Jesus told the man to go home because his son was well.
The man went home and found his son well.
Jesus could heal people.

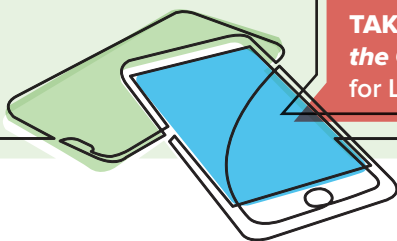
1s

A man asked Jesus to heal (make well) his son.
Jesus told the man to go home because his son was well.
The man went home and found his son well.
The man learned that Jesus could heal people.

2s

A man heard that Jesus was nearby. He hurried to see Jesus. The man asked Jesus to go to his house and heal (make well) his son.
Jesus said, "Go home. Your son is well."
The man went home and found his son well.
Then the man knew that Jesus was the one who healed people.

TAKE IT FURTHER: Check out the *Jesus Healed the Official's Son* section of the Bible Studies for Life: Kids Family App.





JESUS HEALED THE OFFICIAL'S SON

JOHN 4:46-54 • TEACHING PICTURE 1

Jesus did things no one else could do.

 Acts 2:22 

**Jesus told the wind and sea to be still.
Both became calm.**

 Mark 4:39 



Jesus loved and helped people.

 Matthew 14:14 

**The people on the boat worshiped Jesus,
God's Son.**

 Matthew 14:33 

Jesus said, "Follow Me."

 John 21:19 

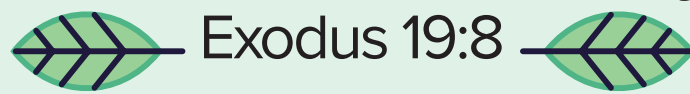
God put the rainbow in the clouds.

 Genesis 9:13

We have good news! God keeps His promises.

 Acts 13:32

We will do what God says.

 Exodus 19:8

God, You are great, and no one is like You.

 2 Samuel 7:22

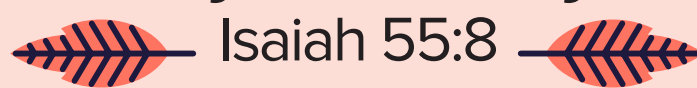
Call to Me, and I will answer.

 Jeremiah 33:3


I am your God.

 Ezekiel 37:27

God's ways are always best.

 Isaiah 55:8

The Bible teaches about Jesus.

 2 Timothy 3:15

Jesus Is Powerful



Jesus did things
no one else
could do.



Acts 2:22







An illustration of Jesus with long brown hair and a beard, wearing a white robe with a fringed edge over a tan tunic. He is sitting on a rocky shore, holding a large, brown, dried fish. In the background, a wooden boat is on the water. The scene is set in a coastal area with a blue sky and distant hills.

Jesus said, "Follow Me." John 21:19

An illustration of Jesus with long brown hair and a beard, wearing a tan robe with a blue sash. He is kneeling on a rocky surface, gesturing with his hands as he speaks to an older man with a grey beard and a blue head covering. The man is wearing a tan robe and is also kneeling. The background is a stone wall.

Jesus Is Powerful

Kelly King

An illustration of Jesus standing on the left, wearing a white robe with a purple tunic underneath. He has long brown hair and a beard, and his hands are outstretched in a gesture of blessing or teaching. On the right, a man in a white tunic and a red cloak is kneeling, looking up at Jesus with an expression of awe or devotion. The background shows a vast landscape with rolling green hills, a small village with red-roofed buildings, and distant blue mountains under a bright blue sky with soft white clouds. A red banner with a yellow border is positioned in the upper right corner, containing text.

Jesus did things no one
else could do. Acts 2:22

Jesus told the wind and sea to
be still. Both became calm. Mark 4:39



The people on the boat worshiped
Jesus, God's Son. Matthew 14:33



Allergy Alert

Today your child will be tasting,
smelling, or handling the following:



Allergy Alert

Bible Studies for Life Preschool Enhanced CD (Printables), Fall 2019

© 2019 LifeWay. Printed in the United States of America. This item may be reproduced.

Instructions: Print and post the allergy alert. Refer to the Leader Guide for suggested activities that require an allergy alert.

London, England



Aden and Addyson Rigney are missionary kids living in London, England with their dad, Chad, their mom, Lynsi, and their little sister, Evelyn. London is a large city. People from many different countries live there. This makes London one of the most different cities in the world!

London is also a very popular city for tourists. People travel to London to see things like Big Ben, a gigantic clock, and Buckingham Palace, a massive home where the queen lives. For the Rigney family, however, the biggest reason they moved to this city was to tell people about Jesus.


People in London speak over three hundred different languages. They eat many different types of foods, and they believe many different things about God. Some might believe there is more than one true God, and others might not believe in God at all. It is not unusual for the Rigneys to meet people who have never even heard the good news about Jesus.

The Rigney family looks for ways to meet a lot of people so they can share the gospel with them. Chad Rigney builds websites that help more people learn about God. Aden and Addyson sing and play music to share Jesus with others.

You are a part of God's plan for people in London to hear the gospel, too. You can pray! Pray for the Rigney family in London. Ask God to help them do whatever He asks and to give them more opportunities to tell about God's love.

Interesting facts

- ☐ England is the largest country in Great Britain and is ruled by a queen.
- ☐ London is the capital of England and is the country's largest city. It has been called "a world in one city" because there are people living there from so many different countries, cultures, and nations.
- ☐ English is the official language of England.
- ☐ Hundreds of people groups (people who share the same language and culture) living in London come from countries where there is little or no way to hear about God and Jesus.



INTERNATIONAL MISSIONS

London, England





London, England



BIG BEN is the nickname for the giant bell in the clock tower at the Houses of Parliament. The bell weighs thirteen tons.



BUCKINGHAM PALACE is the official London residence of kings and queens. It has 775 rooms.

London, England



LONDON,
a different view of the city



FAMOUS BUILDINGS

Tourists (people from other places)
come see the many
buildings in London.

London, England



PEOPLE from places
all around the world come
to live in London.



MISSIONARIES tell the people in
London and places around the
country that God loves them all.

JESUS

JESUS

Bible Studies for Life Preschool Enhanced CD (Printables), Fall 2019
© 2019 LifeWay. Printed in the United States of America. *This item may be reproduced.*

Instructions: Print a paper for each child. See the Leader Guide for uses.



Crawl, Walk, Hop Pictures

Bible Studies for Life Preschool Enhanced CD (Printables), Fall 2019

© 2019 LifeWay. Printed in the United States of America. **This item may be reproduced.**



Instructions: Cut along the dotted line. See the Bonus Teaching Hour for more instructions.