

A young woman with long brown hair, wearing large white headphones, is lying on a yellow patterned blanket. She is smiling and looking at a silver tablet computer. A large, wrinkled Shar Pei dog is lying next to her, looking towards the camera. In the background, another person's legs are visible, also lying on the blanket. The scene is brightly lit, suggesting a sunny day.

PRETEENS

# BIBLE STUDIES FOR LIFE®

THE AMAZING POWER OF JESUS  
GOD'S AWESOME PROMISES  
THE EXTRAORDINARY WORD OF GOD

PRETEEN LEADER GUIDE  
FALL 2019

LifeWay | Preteens

### LIFE POINT

Jesus has  
power to do  
things no one  
else can do.

# JESUS WALKED ON WATER

JESUS



## LEVEL OF BIBLICAL LEARNING

Jesus performed miracles because He is God's Son.

## SCRIPTURE REFERENCE

Matthew 14:22-33

## SUGGESTED FOR THE WEEK OF

September 22

## UNIT VERSE

Jesus of Nazareth was a man attested to you by God with miracles, wonders, and signs that God did among you through him.  
*Acts 2:22*

## WEEKLY BIBLE VERSE

Jesus reached out his hand, caught hold of him, and said to him, "You of little faith, why did you doubt?"  
*Matthew 14:31*



## LEADER BIBLE STUDY

This is a story about two men who walked on water. One succeeded, but the other failed. The one who failed did so on his own. In fact, he was only able to stay above the current as long as he did because of his faith in the One who allowed it. Only Jesus had the power to allow Peter to walk on the waves before he began to sink. Why did Jesus come to the disciples on the water? Why did Peter want to step out of the boat and go to Him? Why did Peter sink?

Jesus sent the Twelve across the water in a boat while He dismissed the crowd who had followed Him. Then Jesus went away alone to pray on a mountain. Some time between 3 and 6 a.m., Jesus returned to His disciples on the water. The disciples thought their Lord was a ghost, but when Jesus identified Himself, Peter wanted to join Him. With his eyes on Jesus, Peter walked out to meet Him. Diverting his attention to the wind, Peter began to sink. In fear he cried out to his Savior. Immediately, Jesus reached out and took hold of Peter—the Savior saved him! Jesus opened Peter's eyes to his failure and revealed his "little faith." Back in the boat, the wind stopped, and a worship service ensued.

Where do you place yourself in this story? Are you clinging to the boat with eyes closed or looking around to see what is happening? Do you dare venture out to meet Jesus? How much faith do you have in Christ?

How can you lead kids in your group to understand it is OK when they feel powerless to do what God has called them to do because Jesus has power to do things no one else can? How will you explain "storms" and how Christ is the only One who can rescue us from them?



## PRACTICE BIBLE SKILLS

### “WHAT SEA?” (PACK ITEM 10)

1. Distribute a card to each preteen. Challenge them to use their Bibles, the available maps, and their ingenuity to discover the several seas mentioned in the verses printed on their cards.
2. Explain that kids should locate and read their assigned verses.
3. Invite them to share what they have read. Assist the group in drawing conclusions by using information from one verse and applying it to another. (The notes section of the Pack Item may be helpful.)
4. Allow the group to apply labels to the “What Sea?” map.
5. Note that when something in the Gospels is referred to as the “sea,” it almost always refers to the Sea of Galilee. Display the map for reference during Study the Bible.

- › Pack Item 10
- › Bible atlas or maps, Bibles



## INTRODUCTORY ACTIVITY

### THE PEPPER EXPERIMENT

1. Place the bowl filled with water on a table. Gather preteens around a table.
2. Explain, with a smile, that you are incredibly terrifying to pepper. Sprinkle pepper liberally across the water.
3. Invite two or three volunteers to place their fingers into the water. Note that the pepper is not frightened of them at all.
4. After secretly placing some soap on your finger, plunge it into the water. Note how the pepper flees to the outer edges of the bowl.
5. With your non-soapy hand, mix pepper across the surface or, better yet, start fresh with new water and pepper. Explain the secret to this trick.
6. Point out that while this demonstration involved a bit of science and sneakiness, what Jesus will do with water in today’s lesson is unique and truly remarkable.

- › mixing bowl—Fill the bowl with water.
- › pepper, dishwashing liquid



## MISSIONS EMPHASIS

1. Explain that the Rigneys are missionaries who live in London, England.
2. Show the “Map of London” and the “London Landmarks.” Ask kids if they recognize any of the landmarks. Explain that millions of people live in the city of London. These people need Jesus.
3. Lead the kids to pray for the Rigneys as they tell many people in London the good news of Jesus. Pray that the people of London will trust in Jesus as Savior.

- › Printables:  
“International Missions: London” ( “Map of United Kingdom,” “London Landmarks”)



## STUDY THE BIBLE



- › Pack Items 1, 2, 3
- › Teaching Picture 4
- › Videos
- › pool float or personal floatation device
- › large basin of water, foam boat, foam figure to represent Jesus, stone or marble to represent Peter
- › several half full water bottles, table, timer or stopwatch
- › small paper clips, paper towels—Prepare a 2-by-3-inch piece of paper towel by folding it in half and sliding on a paper clip. Prepare several “floats” before the session.

### 1. GETTING TO THE POINT

#### “THE AMAZING POWER OF JESUS TITLE BANNER” (PACK ITEM 1)

- › Ask the group if they got to go swimming this summer. Point out that some people can swim and some can’t. Ask: “What happens to people who can’t swim if they get into deep water?”
- › Display the pool float, and ask if a non-swimmer could stay above the water with its assistance. Allow the group to suggest other ways that a non-swimmer might keep his head out of the water. (*boat, raft, etc.*)
- › Agree that almost anyone can learn to swim and anyone can use various tools to travel safely on water, but insist that Jesus showed power over water that no one else possessed.
- › Point to the title banner, indicating that Jesus had the power to do things no one else could do.

### 2. LOOK IN THE BOOK

#### TEACHING PICTURE 4

- › Display the Teaching Picture and refer to it throughout the Bible story.
- › Guide the group to locate Matthew 14:22 in their Bibles.
- › Allow those who completed the map during “Practice Bible Skills” to describe the sea where today’s Bible story takes place.
- › Lead preteens to gather around the basin of water, and explain to them the various players in the story.
- › Assign players, perhaps weaker readers, to control Jesus, Peter, and the boat.
- › Allow volunteers to read Matthew 14:22-33, one verse per preteen. With each verse, instruct the players to place their objects in the appropriate places.
- › Invite a couple of nearby preteens, at verse 24, to blow and provide the storm.
- › Ensure that Peter is allowed to sink somewhat during verse 30.
- › Upon reading verse 33, lead all of the non-players to speak for the disciples in the boat, repeating the words read there.

### 3. REVIEW CHALLENGE

#### BOTTLE FLIP GAME

- › Play the “Notebook Bible Story” video.
- › Form several equal teams. Assign each team one of the water bottles, and line them up behind a table.
- › Direct the teams to, one at a time, flip the water bottle and attempt to land it on its base.
- › If the bottle *does not* land cleanly, proceed to the next player. If the bottle *does* land cleanly, direct the team to shout out “One!” and

proceed to the next player.

- » When a team lands a second straight bottle, they should shout out “Two!” at which time everyone stops.
- » Ask this team a question regarding the Bible story, drawing from the review questions on this page (31) or creating others.
- » Continue this process until you exhaust the questions or run out of time.

#### **4. UNIT VERSE CHALLENGE**

##### **“ACTS 2:22 UNIT VERSE” (PACK ITEM 2)**

- » Display the “Acts 2:22 Unit Verse” poster, and urge preteens to read the verse as quickly as possible.
- » Challenge volunteers to drop the paper towel and paper clip float into the water and then repeat the verse before the float reaches the bottom of the basin. Since the depth of your basin and the absorbency of your paper towel will vary, experiment before class to arrive at a float that takes at least eight seconds to sink.
- » If the preteens are finding this process easy, speed the sinking of the float by decreasing the amount of paper.

#### **5. APPLY THE BIBLE AND PRAY**

##### **“TITLE BANNER ADD-ONS” (PACK ITEM 3)**

- » Show the “Mooseberry Life Application” video.
- » Attempt to flip the water bottle and land it upright. After several attempts, either applaud or deride your ability as appropriate.
- » Agree that flipping a water bottle is a trick that most anyone can learn to do.
- » Ask the kids to name some other things that nearly anyone can learn.
- » Point out that there are many things that a few people can do.
- » Remind kids that Jesus performed miracles because He is God’s Son.

#### **REVIEW QUESTIONS**

- » What did Jesus do after the disciples got in the boat? (*sent the people home and went up on a mountain by Himself to pray*)
- » What did the disciples think when they saw Jesus walking on the water? (*It was a ghost!*)
- » Why do you think Peter wanted to walk to Jesus on the water? (*Answers will vary.*)
- » When did Peter begin to sink? (*when he felt the wind and became afraid*)
- » What happened when Peter called to Jesus for help? (*Jesus immediately caught him.*)
- » What happened when Jesus and Peter got in the boat? (*The wind stopped.*)

**Option:** Memorize the Weekly Bible Verse: Matthew 14:31.



## LIVE IT OUT

### CHOICE 1

- › Activity Pages
- › pens
- › large piece of paper—  
Write *Jesus Is* in the  
middle of the paper.

### CHOICE 1

#### “SIMPLE SIMILE” (ACTIVITY PAGE)

- › Invite the girls to read “Simple Simile” to themselves.
- › Ask them to suggest some example similes to complete these statements:
  - Lena is as lazy as \_\_\_\_\_.
  - Tina is stubborn like \_\_\_\_\_.
  - Gina laughs like \_\_\_\_\_.
- › Discuss how these similes help us understand the people. Note the limitations to them as well. For example, “Lena is as lazy as a sloth,” is not true unless she sleeps fifteen hours a day.
- › Place the large piece of paper in the middle of the table.
- › Challenge the girls to create similes describing Jesus and write them on the piece of paper. These could take a simple form such as “Jesus is like a waterfall,” or they could take a more complex form such as “Jesus is as perfect as a waterfall.”
- › Discuss the similes, admiring what they tell us about Jesus and underscoring the limitations of each.
- › Agree that a simile or comparison regarding Jesus is extremely hard because He is totally unique.

### CHOICE 2

- › Activity Pages
- › pens, sticky notes—  
Label the sticky notes  
as follows: *Who, What,*  
*When, Where, Why,*  
*How.*
- › water basin and foam  
boat from “Study the  
Bible”

### CHOICE 2

#### GET OUT OF THE BOAT! “MARKS OF FAITH” (ACTIVITY PAGE)

- › Ask individual boys or pairs to locate the verses listed on the Activity Page. Invite them to read the verses aloud. Then, lead the boys to work together to answer the questions.
- › Allow the boys to share their discoveries about the power of faith or belief.
- › Challenge them to apply these findings to Peter’s experience in today’s Bible story.
- › Spread the prepared sticky notes around the perimeter of the water basin.
- › Form two teams. Direct the first team to blow the foam boat to one of the notes. Allow the other team to stand back somewhat while attempting to alter the boat’s course.
- › Upon reaching a note, the team should be asked to compose a review question regarding the story. Ensure that the question starts with the same word as the note.
- › Challenge the other team to answer the question.
- › Switch sides and repeat the process. When a note has been used twice, it should be retired.

**CHOICE 3****INCOMPARABLE POWER, “MARKS OF FAITH” (ACTIVITY PAGE)**

- » Allow the preteens to briefly recap the Bible story from Matthew 14:22-33. Emphasize Peter’s experience walking on water.
- » Ask individuals or pairs to locate the verses listed in “Marks of Faith.” Invite them to read the verses aloud. Then, lead the boys to work together to answer the questions.
- » Invite the preteens to share their findings about the power of faith or belief.
- » Apply these findings to Peter’s experience in today’s story.
- » Challenge the group to name as many sources of power as they can manage. Provide hints to help them understand sources of power that they might not think to list: car engines, batteries, horses, windmills, coal, and so forth. Write preteens’ ideas on the left side of the created list on the dry erase board. After creating a sizeable list, ask questions about each item listed as a power source, reserve the Scripture for use in the next step):
  - What is good about this power source? (Matthew 28:18)
  - What is bad? (Matthew 5:48)
  - Can it ever fail? (Revelation 22:13)
  - Can it ever run out? (Hebrews 13:8)
  - How is this power limited? (Luke 1:37)
- » Move to the right-hand side of the board, and ask the same questions of Jesus’ power, referring to the verses above.
- » Culminate by drawing a large less than sign (<) to show that all other powers are less than Jesus’ power.

**WRAP UP**

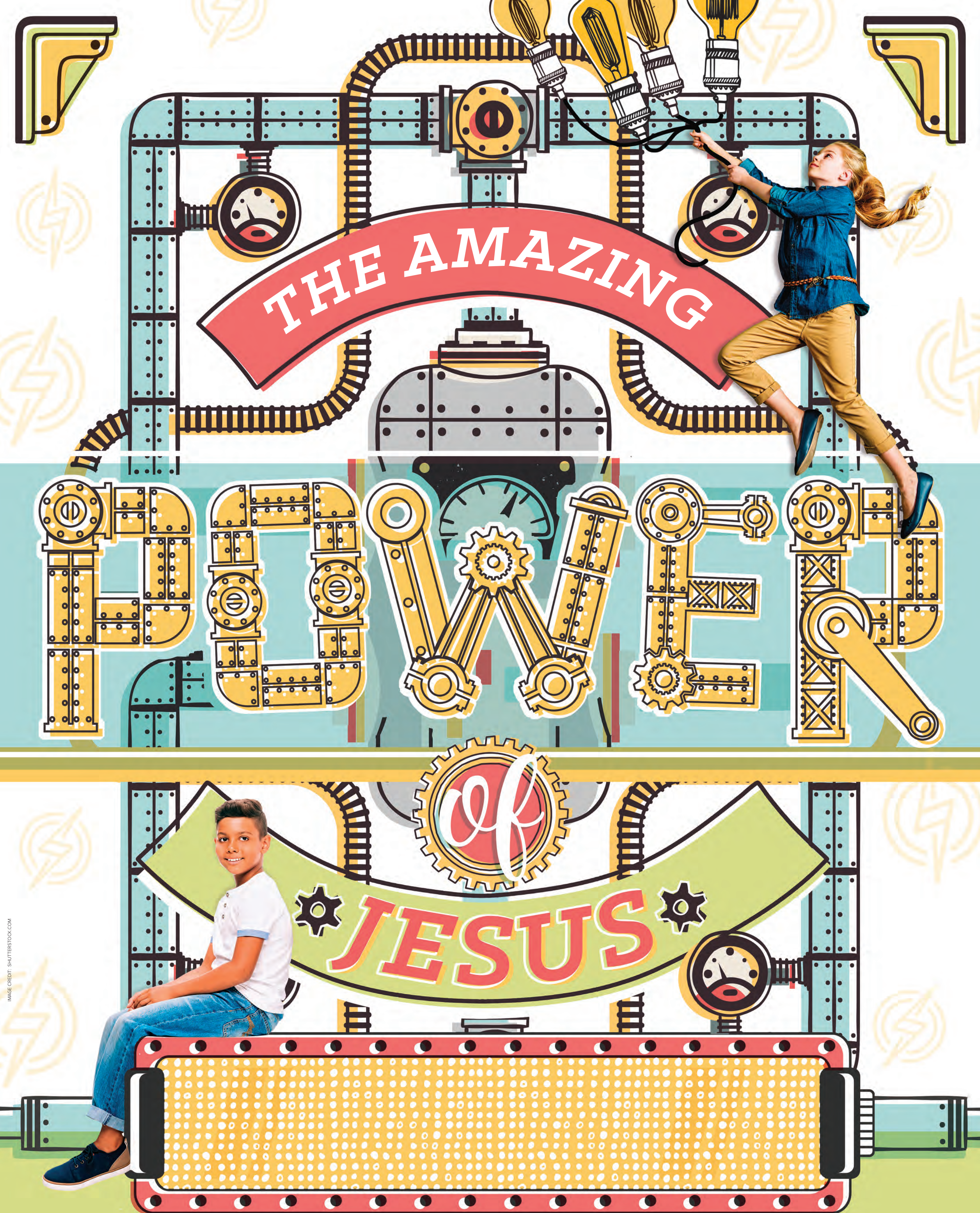
- » Point out that Jesus, being fully God and fully man, can do things that no other human could or can do.
- » Encourage the preteens to recognize that through Jesus’ unique power, we can do things as well.
- » Remind kids to give their One Conversation™ pages to their parents.

**CHOICE 3**

- » Activity Pages
- » pens
- » dry erase board and dry erase markers—Draw a line down the middle of the dry erase board. On the right-hand side, write *Jesus’ Power*.

**WRAP UP**

- » No advance supplies or preparation needed



# Jesus of Nazareth

was a man  
attested to you by  
God with miracles,  
wonders, and signs  
that God did among  
you through him.

ACTS  
2:22



(CSB)

# Jesus of Nazareth,

a man attested  
to you by God with  
mighty works and  
wonders and signs that  
God did through him  
in your midst.

ACTS  
2:22



(ESV)



# Jesus

## of Nazareth,

a Man attested  
by God to you by  
miracles, wonders,  
and signs which God  
did through Him in  
your midst.

ACTS  
2:22

(NKJV)



# Jesus

## of Nazareth

was a man  
accredited by God  
to you by miracles,  
wonders and signs,  
which God did among  
you through him.

ACTS  
2:22

(NIV)



*Healing*



*Nature*



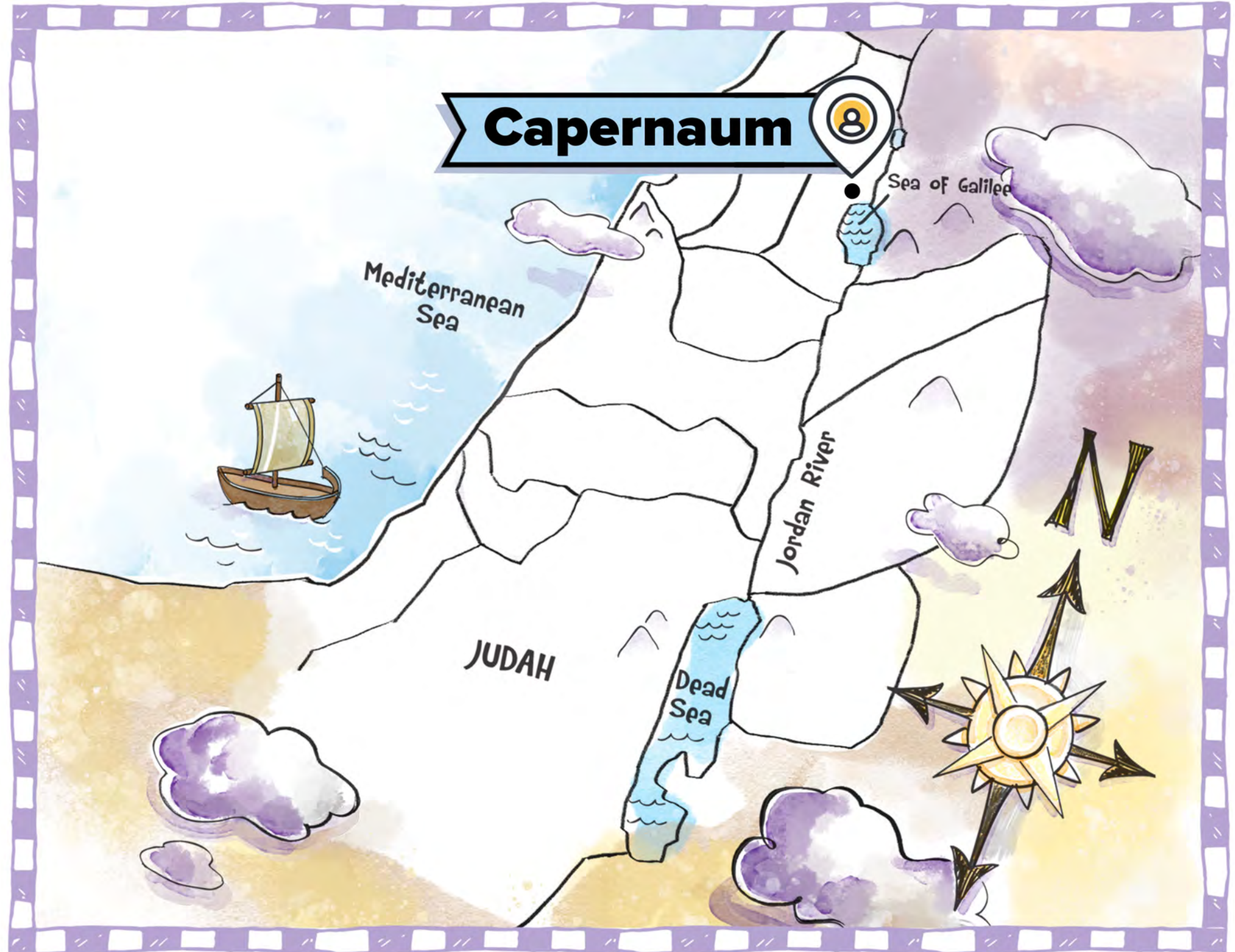
*People's Needs*



*To Do  
Unique Things*



*To Come Again*



1. Matthew 4:13

2. Matthew 4:18


3. Mark 1:16

4. Luke 5:1

5. John 6:1

6. John 6:16-17

7. John 21:1



1. **Matthew 4:13**—This verse mentions Capernaum which, according to the verse, is located on the shore of a body of water. Some translations differ, however.

2. **Matthew 4:18**—This verse describes Jesus walking along the Sea of Galilee. This is very similar to Mark 1:16, and it helps us to understand Luke 5:1 because Lake Gennesaret is another name for the Sea of Galilee.

3. **Mark 1:16**—This verse describes Jesus walking along the Sea of Galilee. This is very similar to Matthew 4:18, and it helps us to understand Luke 5:1 because Lake Gennesaret is another name for the Sea of Galilee.

4. **Luke 5:1**—This verse describes, in more detail, the events in Matthew 4:18 and Mark 1:16 and refers to the water as the Lake of Gennesaret. That is what Luke calls the Sea of Galilee.

5. **John 6:1**—This verse identifies the water by two names, Galilee or Tiberias. This will help us understand John 21:1.

6. **John 6:16-17**—This verse refers to either the “lake” or the “sea,” depending on translation. When we see that crossing it takes us to Capernaum, then its identity is clear.

7. **John 21:1**—This verse refers only to the Sea of Tiberias. This would seem like another sea if we did not have John 6:1 for assistance.



## UNIT 1 MISSIONS: MAP OF UNITED KINGDOM

*Bible Studies for Life Kids Grades 1–6 Printables, Fall 2019*

© 2019 LifeWay

**INSTRUCTIONS:** Print, cut apart, and use with Unit 1 sessions.

# London, England



**BIG BEN** is the nickname for the giant bell in the clock tower at the Houses of Parliament. The bell weighs thirteen tons.



**BUCKINGHAM PALACE** is the official London residence of kings and queens. It has 775 rooms.

## UNIT 1 MISSIONS: LONDON LANDMARKS

Bible Studies for Life Kids Grades 1–6 Printables, Fall 2019

© 2019 LifeWay

**INSTRUCTIONS:** Print and use with Unit 1 sessions..

# London, England



**THE GHERKIN** is the nickname for a tall building that looks like a pickle.



**THE RED DOUBLE-DECKER BUSES** have two floors or levels. These buses have become a national symbol of Britain. People like to ride on the top deck to see the sights of London!

# London, England



**THE QUEEN'S GUARDS**  
guard important buildings in London.  
The tall hats they  
wear are called *bearskins*.



**THE TOWER BRIDGE** was built  
between 1886 and 1894. It crosses  
the River Thames close to  
the Tower of London. The central  
span of the bridge can be raised  
to allow ships to pass.

# London, England



**THE LONDON EYE** is the world's largest observation wheel and can carry eight hundred people at one time.



**POLICE CALL BOXES** are no longer used regularly, but they were originally miniature police stations.



## JESUS WALKED ON WATER

MATTHEW 14:22-33 • TEACHING PICTURE 4

## UNIT VERSE

ACTS 2:22

## WEEKLY BIBLE VERSE

MATTHEW 14:31

## Jesus Walked on Water

Jesus had just fed a crowd of over 5,000 people with five loaves and two fish (Matthew 14:17-21). When that busy day ended, Jesus sent His disciples ahead of Him in their boat, and He sent the people home. Then Jesus went up on a mountain by Himself to pray.

When evening came, Jesus was alone, and the boat was a long way from the land. The wind blew so hard that big waves beat against the boat. Early in the morning Jesus began to walk on the water toward the boat.

When the disciples saw someone walking on the water, they cried out in terror.

“It’s a ghost!” they shouted.

Immediately, Jesus spoke to them. “It is I. Don’t be afraid.”

Peter called out, “Lord, if it’s You, command me to walk to You on the water.”

Jesus said, “Come!”

Peter climbed out of the boat and walked on the water toward Jesus. But when Peter felt the wind, he was afraid and began to sink. Peter cried out, “Lord, save me!”

Immediately, Jesus reached out His hand and caught Peter. Jesus said, “You have little faith. Why did you doubt?”

As soon as Peter and Jesus climbed in the boat, the wind stopped. The disciples in the boat worshiped Jesus and said, “Truly, You are the Son of God.”

MATTHEW 14:22-33

### Review Questions

- » What did Jesus do after the disciples got in the boat? (*sent the people home and went up on a mountain by Himself to pray*)
- » What did the disciples think when they saw Jesus walking on the water? (*It was a ghost!*)
- » Why do you think Peter wanted to walk to Jesus on the water? (Answers will vary.)
- » When did Peter begin to sink? (*when he felt the wind and became afraid*)
- » What happened when Peter called to Jesus for help? (*Jesus immediately caught him.*)
- » What happened when Jesus and Peter got in the boat? (*The wind stopped.*)

## MARKS of Faith

The Gospel of Mark has a lot to say about faith. Read some of the verses from the Book of Mark listed here, and answer these questions about faith and how it works. Not every verse will answer every question, but if you read them all, you'll get a good sense of how faith operates.

### UNIT VERSE

This Jesus of Nazareth was a man attested to you by God with miracles, wonders, and signs that God did among you through him.

ACTS 2:22 CSB

### Simple Simile

**Simile:** a comparison that uses "like" or "as."

**Examples:** She is as cool as a cucumber.  
After running, she was as hot as a volcano.

\*Mark 11:24 \*Mark 9:23 \*Mark 10:52

\*Mark 11:23 \*Mark 4:40

▶▶ Where should **faith** begin? Who should have **faith**?

▶▶ Should there be an ending to our **faith**? In whom or what should we place our **faith**?

▶▶ What can **faith** do?

▶▶ What does **faith** do for us?

▶▶ What else do we learn about **faith** from Mark 16:17-18?

FAITH  
=  
BELIEF

What is faith? If you could read Greek, you would see that both ideas come from the word *pistis*, which can mean "faith" or "belief."

Faith is the sort of belief that totally commits one person to another.

So when Jesus says, "Believe in God; believe also in me." He is telling us to have faith in God and in Him [Jesus].

# BIBLE STUDIES FOR LIFE®

1

## CONVERSATION

### THE BIBLE MEETS LIFE

Parents, your preteen heard that Jesus can do things no one else can do. Jesus was able to walk on water and do other miracles because He is God's Son.

### LIVE IT OUT

Talk with your preteen about some of his favorite Bible stories about Jesus. Discuss what Jesus was teaching through these stories about His nature. Explain that because Jesus was fully God, He did miracles, and He wants us to know and believe He still can perform miracles.

### LEVEL OF BIBLICAL LEARNING

Jesus performed miracles because He is God's Son.

### DAILY BIBLE READING

**Sunday:** John 14:31  
**Monday:** Mark 9:23  
**Tuesday:** Luke 5:15  
**Wednesday:** John 2:11  
**Thursday:** Acts 3:16  
**Friday:** Matthew 19:26  
**Saturday:** Luke 18:27

## Jesus Walked on Water

**MATTHEW 14:22-33**

Jesus had just fed a crowd of over 5,000 people with five loaves and two fish. (Matthew 14:17-21) When that busy day ended, Jesus sent His disciples ahead of Him in their boat, and He sent the people home. Then Jesus went up on a mountain by Himself to pray.



When evening came, Jesus was alone, and the boat was a long way from the land. The wind blew so hard that big waves beat against the boat. Early in the morning Jesus began to walk on the water toward the boat.

When the disciples saw someone walking on the water, they cried out in terror.

"It's a ghost!" they shouted.

Immediately, Jesus spoke to them. "It is I. Don't be afraid."

Peter called out, "Lord, if it's You, command me to walk to You on the water."

Jesus said, "Come!"

Peter climbed out of the boat and walked on the water toward Jesus. But when Peter felt the wind, he was afraid and began to sink. Peter cried out, "Lord, save me!"

Immediately, Jesus reached out His hand and caught Peter. Jesus said, "You have little faith. Why did you doubt?"

As soon as Peter and Jesus climbed in the boat, the wind stopped. The disciples in the boat worshiped Jesus and said, "Truly, You are the Son of God."

**WEEKLY BIBLE VERSE:** Matthew 14:31

**LIFE POINT:** Jesus has power to do things no one else can do.

**TAKE IT FURTHER:** Check out the *Jesus Walked on Water* section of the Bible Studies for Life: Kids Family App.

