

A young woman with long brown hair, wearing large white headphones, is lying on a yellow patterned blanket. She is smiling and looking at a silver tablet computer. A large, wrinkled Shar Pei dog is lying next to her, looking towards the camera. In the background, another person's legs are visible, also lying on the blanket. The overall scene is warm and cozy, with soft lighting.

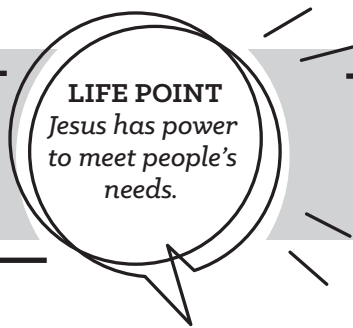
PRETEENS

BIBLE STUDIES FOR LIFE®

THE AMAZING POWER OF JESUS
GOD'S AWESOME PROMISES
THE EXTRAORDINARY WORD OF GOD

PRETEEN LEADER GUIDE
FALL 2019

LifeWay | Preteens



JESUS HEALED A MAN BORN BLIND



LEVEL OF BIBLICAL LEARNING

Jesus transformed people through His love.

SCRIPTURE REFERENCE

John 9:1-34

SUGGESTED FOR THE WEEK OF

September 15

UNIT VERSE

Jesus of Nazareth was a man attested to you by God with miracles, wonders, and signs that God did among you through him.
Acts 2:22

WEEKLY BIBLE VERSE

The kingdom of God is not a matter of talk but of power.
1 Corinthians 4:20



LEADER BIBLE STUDY

Long passages of Scripture seem, well, long. Before you choose to forgo a careful look at these thirty-four verses, know that they represent some of the most artistic work in the Gospel. In these verses John beautifully contrasts the themes of light and darkness. Later, Jesus explained the miracle when He proclaimed that He came into this world for judgment. Jesus also said those who did not see would see, and those who did see would become blind.

When the disciples asked what caused the man's blindness, Jesus declared that neither the man nor his parents were the cause, and then Jesus took the opportunity to shine the light on God. Jesus, as the Light of the world, used the blind man's life to illustrate His point. Jesus spit on the ground—quite human—and made some mud that He put on the man's sightless eyes. Jesus sent him to wash in a pool with a name that means "sent." The man washed his eyes in the pool and came back seeing—quite divine. When the blind man's shocked neighbors asked what had happened, the only thing the man could tell them was that his healing came from a man named Jesus.

This miracle caused quite a stir with the religious elite. Never offering help before, the Pharisees stepped into this man's life to accuse Jesus of breaking the laws of the Sabbath. But even they were at odds with each other after witnessing this good deed to help someone in need, in spite of what their law said. Because of Jesus' actions light shined in the man's eyes for the first time. But the Pharisees continued to live in darkness. They refused to be enlightened by the way Jesus met this man's need.

The man was healed because of Jesus. He obediently went to the pool without questioning the Lord. How strong is your faith? Do you always take Jesus at His word? Do you ever have doubts or reservations?

Some of his neighbors recognized the man, but others did not. He was the same but different. How can you help your kids understand that Jesus has the power to meet people's needs? Like the man, when they trust and follow Jesus, they are the same but different.



PRACTICE BIBLE SKILLS

EXPLORING THE GOSPELS, “BLIND MEN HEALED” (PRINTABLES)

1. Invite preteens to close their eyes and attempt to find the first Gospel in their Bibles without looking. Acknowledge the kid who finds it first.
2. Note that doing things without being able to see would be difficult, which is why Jesus healing blind people was so amazing and valuable.
3. Demonstrate how to use a concordance to discover how many blind people Jesus might have healed, where Jesus healed people, and anything else they can learn.
4. Give preteens time to search for instances of Jesus healing the blind.
5. Distribute the “Blind Men Healed” cards to ensure that all of these instances have been discovered.

- Bible concordances
- 5 index cards—Write the following Scripture references on separate cards:
*Matthew 20:29-30**,
Mark 8:22-23,
*Mark 10:46-47**,
*Luke 18:35-38**, *John 9:1*.
Option: “Blind Men Healed” (Printables)

Note: The three references marked with an asterisk were probably the same occasion listed in three different Gospel accounts. Conclude that Jesus definitely healed at least four blind men on at least three different occasions.



INTRODUCTORY ACTIVITY

ADD THE NUMBERS

1. Choose four volunteers that are seated as far apart as possible.
2. Hold up a blank card, and write the number 204 on the card. Conceal the card.
3. Guide the assistant to instruct each volunteer, in turn, to write a two-digit number in a column on the card. Make a great deal of you not being able to see any of this. After each number is written, instruct the assistant to place the card in the envelope for “security.”
4. After all four numbers are written down on the index card, ask the assistant to take the card from the envelope and add up the four numbers, making sure you cannot see. The assistant should remove the pre-prepared card and add up those numbers.
5. Allow the assistant to announce the result and then show your card with “204” written on it.
6. Share the secret, and then explain that Jesus could really do things with vision that normal people can’t.

- 3 envelopes, pen
- 3 index cards—Two blank cards and one prepared with the numbers 36, 29, 67, and 72 arranged in a column and written in different, apparently preteen handwriting, ready for adding. Place the prepared card in an envelope.

Teaching Tip: Enlist another adult as an assistant. For the activity to work, the assistant must hand you the pre-prepared card, not the card on which the preteens wrote numbers.



MISSIONS EMPHASIS

1. Tell kids that a city is a great place to tell lots of different people about Jesus!
2. Explain that the Rigneys are a missionary family who moved to London, England, so that they could share the gospel with people who come from other countries to live there.
3. Invite kids to watch the “Our London” video.

- Videos



STUDY THE BIBLE



- › Pack Items 1, 2, 3, 8
- › Teaching Picture 3
- › Video
- › a pair of eyeglasses with fairly strong prescription lenses
- › pens, dry erase board and markers
- › “204” index card from the “Introductory Activity”

Note: Answers to the “Man Born Blind Cards” (Pack Item 8) can be found on the Enhanced CD (Printables).

1. GETTING TO THE POINT

“THE AMAZING POWER OF JESUS TITLE BANNER” (PACK ITEM 1)

- › Appoint a volunteer to put on the pair of glasses. Point to the title banner, and explain that she should try to read what is on the poster with the glasses on.
- › Agree that some people simply cannot see, some people cannot see without help (glasses), and some people seem to see wrongly no matter what.
- › Remind the kids that when we talk about “seeing,” we sometimes mean using our eyes and other times we mean understanding.
- › Challenge the group to pay attention to the power that Jesus demonstrates in today’s Bible story and the various failures to see that we encounter along the way.
- › Show the “Notebook Bible Story” video.

2. LOOK IN THE BOOK

“MAN BORN BLIND CARDS” (PACK ITEM 8), TEACHING PICTURE 3

- › Direct preteens’ attention to the Teaching Picture. Invite preteens to explain what they see taking place in the picture.
- › Ask the preteens to find John 9 in their Bibles.
- › Form five teams, and give each team a “Man Born Blind Card.”
- › Direct the teams to read their assigned portions of John 9 and answer the questions listed on their cards. Explain that the first question asks them to report the big event that happens within their passage of Scripture.
- › After allowing some work time, invite the teams to share their findings in verse order. After team 4 has presented, summarize John 9:18-29 before proceeding to team 5.
- › Remind the group of the reason for the man’s blindness, shared by team 1. Ask: “Was Jesus right? Were God’s works displayed because of his blindness?”
- › Say: “Jesus transformed people through His love. How was the blind man transformed by Jesus’ love?”

3. REVIEW CHALLENGE

BLIND AS A BAT OR EAGLE EYED

- › Ask the kids to name the various individuals or groups who played a part in today’s Bible story. Write their names on the dry erase board as they are suggested. Ensure that the following Bible people are recorded: Jesus, blind man, disciples, man’s neighbors, Pharisees, man’s parents.
- › Position the preteens in a straight line in the middle of the room. Explain

that one side of the room represents “Blind as a Bat,” while the other side represents “Eagle Eyed.”

- » Name each of the Bible people from the dry erase board, and ask the group to evaluate their Bible person's vision (eyesight or understanding) at the beginning of the story by moving to the proper side of the room.
- » After you have worked through all six people or groups, repeat the process for the end of the story. Discuss any disagreements or misunderstandings.

4. UNIT VERSE CHALLENGE

“ACTS 2:22 UNIT VERSE” (PACK ITEM 2)

- » Display the “Acts 2:22 Unit Verse” poster on a wall the greatest distance from the group as you can manage. You might move to a hallway if practicable. (If it is difficult to find a distance that preteens will not be able to read across, you might choose to create a smaller-print version of the verse on paper.)
- » Allow the preteens to read the verse from up close once.
- » Challenge a volunteer to move as far away as possible and read the verse. Allow him to move closer until he is able to read the verse clearly. Ask the others to check his work as he reads.
- » Repeat this process with other volunteers.
- » Remove the poster, and ask who can repeat the verse without looking.
- » Note that sometimes we will not be able to refer to our Bibles and that memorization can be a great benefit to our lives and to those we encounter.

5. APPLY THE BIBLE AND PRAY

“TITLE BANNER ADD-ONS” (PACK ITEM 3)

- » Hold up the “204” card, and admit that you tricked preteens in pretending to be able to know what you couldn't know since you prepared a separate number card before beginning the activity.
- » Ask: “Did I need to be able to read your minds and know those numbers?” Agree that you did not need that knowledge.
- » Emphasize that Jesus has the power to meet people's needs. Attach the “Title Banner Add-On” for this week.
- » Suggest that the blind man was not the only person whose needs were met in today's story. Point out that the disciples, neighbors, and maybe even the Pharisees needed to understand Jesus better and did.
- » Show the “Mooseberry Life Application” video.
- » Lead a prayer, asking God to meet the needs of those in the room. Dismiss preteens to Live It Out groups.

REVIEW QUESTIONS

- » What did the disciples ask Jesus about the man's blindness? (*whether it was because the man or his parents had sinned*)
- » How did Jesus heal the blind man? (*Jesus put mud on the man's eyes and told him to go and wash in the pool of Siloam.*)
- » Why were the religious leaders angry? (*Jesus healed the man on a Sabbath.*)
- » What did the man tell the religious leaders about Jesus? (*If Jesus had not come from God, He could not do miracles.*)
- » What did the religious leaders do to the man? (*threw him out of the synagogue*)
- » How did Jesus meet the blind man's needs? (*Answers will vary.*)

Option: Memorize the Weekly Bible Verse: 1 Corinthians 4:20.



LIVE IT OUT

CHOICE 1

- › Activity Pages
- › Music
- › pens

CHOICE 1

“POWER TOOLS” (ACTIVITY PAGE), MUSIC

- › Ask the girls to imagine a name and need someone in the world might have, writing it in the appropriate spot on the Activity Page.
- › Instruct girls to pass their Activity Pages to the right.
- › Preteens should look at the person(s) listed on the paper they received and answer the question “Where do they live?”
- › Direct girls to continue passing the pages and answering questions each time the page stops.
- › Lead kids to pass the pages once more. Encourage them to share the created “needs” situation from the paper in front of them.
- › Ask the group to brainstorm the various “power tools,” besides a miracle, that Jesus might use to demonstrate His power to meet this person’s need.
- › Guide the girls to form pairs, and instruct each pair to take two Activity Pages.
- › Challenge them to prepare a news story that describes a realistic manner in which the power of Jesus and His church might meet one of the two situations on the pages.
- › Allow the pairs to share their news stories, in proper news broadcast fashion if possible.
- › Play “Your Amazing Power” as girls work.
- › Briefly discuss the merits of their story or other ways this need could be met.
- › Ask if the answer would be different if this person lived in your town.
- › Proceed to the next pair of girls and continue until each pair has shared.

CHOICE 2

- › blindfolds, index cards (5 cards for each team), pens
- › sticky notes—Write the numbers 1-10 on separate notes. Place the notes in order on a distant wall.

CHOICE 2

BLIND REVIEW

- › Form teams of three or four boys. Assign each team a letter (A-E).
- › Give each team five index cards, and direct them to write five review questions to cover today’s Bible story. Allow them to use their Bibles.
- › Instruct the teams to write their team’s letter in the top left of each question card.
- › Gather the cards and mix them up.
- › Guide the teams to create lines, blindfolding the first boy in each line.
- › Explain that you will read one of the questions aloud. Share that the blindfolded member of each team may attempt to answer the question by being the first to raise his hand. Explain that teams may not answer the questions they created.
- › When a player answers the question correctly allow him to move, blindfolded, across the room, take the first sticky note he touches, and bring it back.

- » If sticky notes remain, use the review questions from page 25 so that all teams have a fair chance to win.
- » Total the numbers on the sticky notes retrieved by each team to determine a winner.

CHOICE 3**“POWER TOOLS” (ACTIVITY PAGE) “IT’S A MIRACLE! GAMEBOARD,” “IT’S A MIRACLE! #2 GAME CARDS” (PACK ITEMS 6, 9)**

- » Distribute Activity Pages, and guide preteens’ attention to “Power Tools.” Make sure preteens write their names at the top of their papers.
- » Direct the preteens to write a genuine need that someone might have in the space provided.
- » Guide them to pass their papers to the right.
- » Preteens should look at the person(s) listed on the paper they received and answer the question “Where do they live?”
- » Direct kids to continue passing the pages and answering questions each time the page stops.
- » Lead kids to pass the pages once more. Encourage them to share the created “needs” situation from the paper in front of them.
- » Ask the group to brainstorm the various “power tools,” besides a miracle, that Jesus might use to demonstrate His power to meet this person’s need.
- » Lay out the “It’s a Miracle! Gameboard” and provide a small object as a marker for each player. If you have more than six players, form pairs.
- » Explain that the goal for the game is to reach the end of the board first by answering questions about how Jesus meets people’s needs.
- » Shuffle and then draw an “It’s a Miracle! #2 Game Card.” Ask the question on the card to the person on your left. Follow the instructions on the gameboard.
- » Play should proceed to the left, skipping you, until someone wins.

WRAP UP

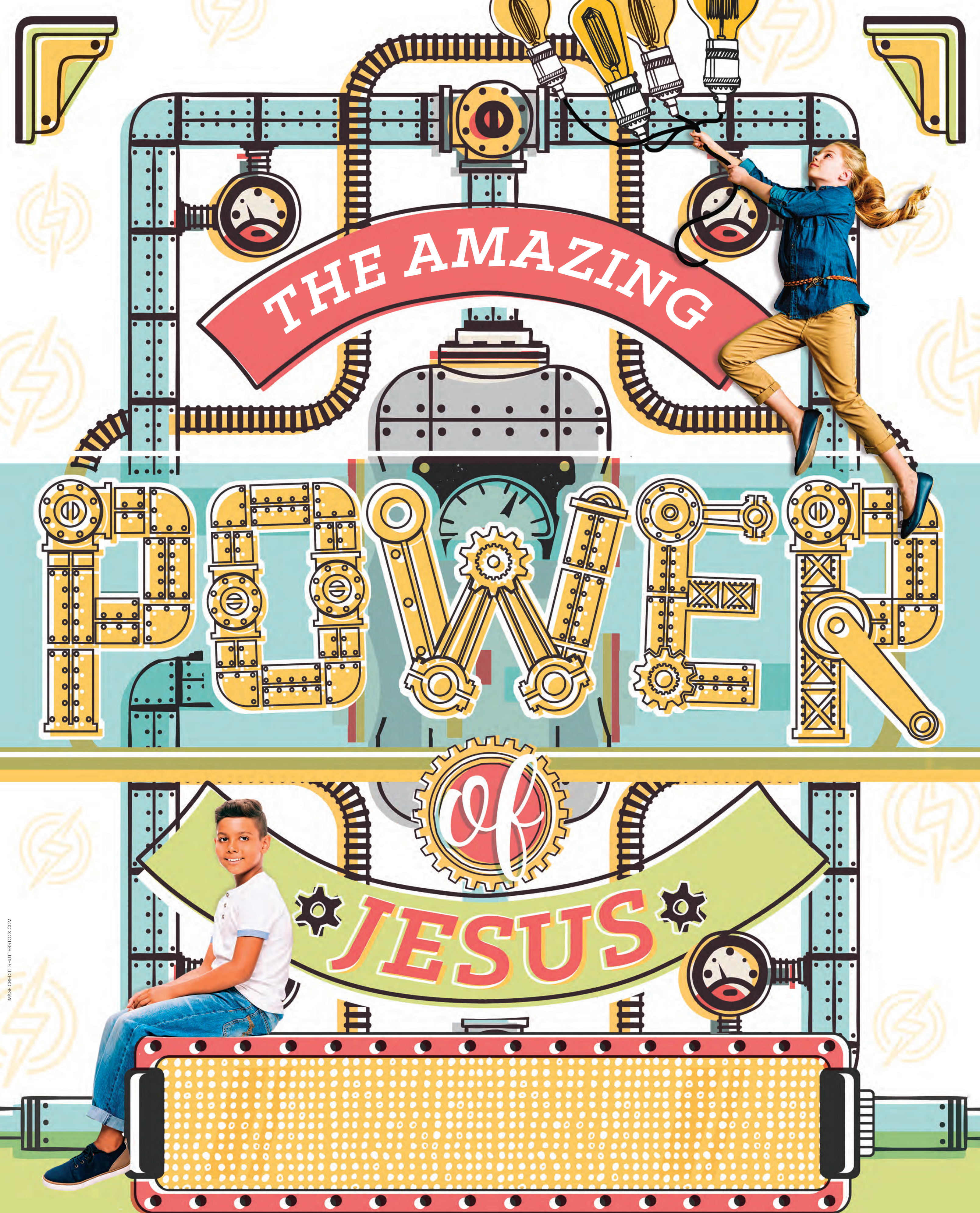
- » Note that Jesus has the power to meet any needs that people might have.
- » Emphasize that while miracles still occur, God uses His followers, individually and in groups, to meet the needs of people.
- » Remind kids to give their One Conversation™ pages to their parents.

CHOICE 3

- » Pack Items 6, 9
- » Activity Pages
- » small objects for game markers

WRAP UP

- » No advance supplies or preparation needed



Jesus of Nazareth

was a man
attested to you by
God with miracles,
wonders, and signs
that God did among
you through him.

ACTS
2:22



(CSB)

Jesus of Nazareth,

a man attested
to you by God with
mighty works and
wonders and signs that
God did through him
in your midst.

ACTS
2:22



(ESV)



Jesus

of Nazareth,

a Man attested
by God to you by
miracles, wonders,
and signs which God
did through Him in
your midst.

ACTS
2:22

(NKJV)



Jesus

of Nazareth

was a man
accredited by God
to you by miracles,
wonders and signs,
which God did among
you through him.

ACTS
2:22

(NIV)



Healing



Nature



People's Needs



*To Do
Unique Things*



To Come Again



Instructions
On his turn, each player takes a card and asks the question on the card to the person to his left. If the answer is correct, the player moves forward the number of spaces shown in parentheses. Some of the questions might be judgment calls. The decisions of the teacher are final. The first player to reach “Finish” wins!

place cards here



I. John 9:1-5

- a. Give this passage a title. What happens in this passage?
- b. Who can't see with his eyes?
- c. What does Jesus see that others don't see?



II. John 9:6-7

- a. Give this passage a title. What happens in this passage?
- b. In these verses, whose eyesight improves?
- c. What does Jesus do?



III. John 9:8-12

- a. Give this passage a title. What happens in this passage?
- b. In these verses, what do the people not understand?
- c. Who has the best "vision" here?



IV. John 9:13-17

- a. Give this passage a title. What happens in this passage?
- b. What seems to be keeping the Pharisees from seeing clearly here?
- c. Who has better vision, the formerly blind man or the Pharisees?



V. John 9:30-34

- a. Give this passage a title. What happens in this passage?
- b. Has the man born blind improved more than just his eyesight? What else has improved?
- c. What do the Pharisees still not "see"?



Move forward two spaces and take another turn. Just what you needed!

Move back three spaces.
Who needs that?

Go ahead three spaces.
Just what you needed!

When did the blind man become blind?
(at birth, 2 spaces)

How could Jesus meet the needs of a blind person without a healing? (judgment, 3 spaces)

What sin caused the blind man to be a blind man? (no sin at all, 2 spaces)

Why did God allow this blind man to be blind? (to show God's works through Jesus, 3 spaces)
(See John 9:3.)

What did Jesus use to help make the blind man see? (spit and mud, 3 spaces)
(See John 9:6.)

Besides being able to see, what need did the blind man have met by Jesus? (the need to know the Messiah, 3 spaces)
(See John 9:36-38.)

What powerful religious leaders disapproved of Jesus healing the blind man? (the Pharisees, 3 spaces)

Repeat the monthly memory verse, Acts 2:22, from memory.
(4 spaces)

Switch game markers with the player to your left.
Who needs that?

Switch game markers with the player to your right.
Who needs that?

How could Jesus meet the needs of somebody who has no food? (miracle or through others, 3 spaces)

The players to the left and right of the question-reader should race to find and recite 1 Corinthians 4:20.
The winner moves 3 spaces.

Quickly name a need (not a want) that somebody might have. This need must start with your first initial.
(3 spaces)

Why did the blind man's parents not want to talk about his miraculous healing? (They were afraid, 3 spaces)
(See John 9:22.)

Name a need that Jesus does not have the power to meet.
(There are none. 3 spaces)

Name a need that Jesus has met for you.
(3 spaces)

The players to left and right of the question-reader should race to find and point to John 9. The winner moves three spaces.

Name a need that Jesus can meet. The next person in turn can name a different need. Continue around the circle until everyone has named a need. (1 space for each thoughtful answer)

Name a want that Jesus could meet but probably won't. The next person in turn can name a different want. Continue around the circle until everyone has named a want. (1 space for each thoughtful answer)

Name two ways in which Jesus meets people's needs.
(miracle, work by Christians, and so forth, 3 spaces)



JESUS HEALED A MAN BORN BLIND

JOHN 9:1-34 • TEACHING PICTURE 3

Jesus Healed a Man Born Blind

Jesus and His disciples passed a man who had been blind since he was born. The disciples asked, “Teacher, what caused this man to be blind? Did he sin? Did his parents sin?”

Jesus said, “This man is not blind because he or his parents sinned. This happened so God’s power can be seen in him.” Then Jesus spit on the ground, made mud with the spit, and rubbed it on the man’s eyes. “Go wash in the pool of Siloam,” Jesus said. The man did, and when he returned, he could see!

The man’s neighbors were confused. “Isn’t this the blind man?” some asked. Others said, “No, he just looks like the blind man!”

But the man said, “I’m the one!”

His neighbors asked, “How can you see?”

“The man called Jesus made some mud, spread it on my eyes, and told me to go and wash in the pool of Siloam,” the man explained. “When I went and washed, I received my sight!”

The neighbors brought him to the religious leaders. The leaders were angry because the man was healed on the Sabbath. They accused Jesus of breaking the Sabbath laws and questioned how a sinner could perform such a miracle.

The religious leaders tried to question the blind man’s parents, but they were afraid and said that their son was old enough to explain for himself what had happened.

They sent again for the man born blind. He said to the religious leaders, “Whether Jesus is a sinner or not I cannot say. I only know that I was blind, and now I see. If Jesus was not from God, He would not have been able to open my eyes.”

The angry leaders threw the man out of the synagogue.

Review Questions

- » What did the disciples ask Jesus about the man’s blindness? (*whether it was because the man or his parents had sinned*)
- » How did Jesus heal the blind man? (*Jesus put mud on the man’s eyes and told him to go and wash in the pool of Siloam.*)
- » Why were the religious leaders angry? (*Jesus healed the man on a Sabbath.*)
- » What did the man tell the religious leaders about Jesus? (*If Jesus had not come from God, He could not do miracles.*)
- » What did the religious leaders do to the man? (*threw him out of the synagogue*)
- » How did Jesus meet the blind man’s needs? (Answers will vary.)



Matthew 20:29-30*



Mark 8:22-23



Mark 10:46-47*



Luke 18:35-38*



John 9:1

BLIND MEN HEALED

Bible Studies For Life Kids Grades 1-6 Enhanced CD (Printables), Fall 2019

© 2019 LifeWay

Instructions: Print, cut apart the cards, and use with *Preteens* during Unit 1, Session 3, Practice Bible Skills.



a. Answers will vary. Jesus passed by a man blind from birth. The disciples wanted to know whose sin caused the man's blindness.

b. The blind man

c. Jesus understood that the blind man's healing would help others come to know Jesus.



a. Answers will vary. Jesus made mud out of His saliva and dirt, and He gave the blind man instructions.

b. The blind man

c. He spit on the ground and made mud from the saliva, then He spread the mud on the man's eyes.



a. Answers will vary. Neighbors of the man were asking if the blind man was the same one who used to sit and beg. When told that it was him, they wanted to know how he was no longer blind. The blind man said that Jesus made him well.

b. The people didn't understand how the man regained his eyesight.

c. The man who was once blind



a. Answers will vary. The Pharisees didn't believe that the man was healed until they spoke to the blind man's parents.

b. Answers will vary.


c. The formerly blind man



a. Answers will vary. The blind man testifies to the miracle that happened to him and his newly found belief in Jesus.

b. Yes, his faith in Jesus improved.

c. They are still not understanding and "seeing" the truth.



MAN BORN BLIND CARD ANSWERS

Bible Studies For Life Kids Grades 1-6 Enhanced CD (Printables), Fall 2019

© 2019 LifeWay

Instructions: Print and use with *Preteens* during Unit 1, Session 3, Study the Bible.

UNIT 1 SESSION 3

Jesus Healed a Man Born Blind

UNIT VERSE

This Jesus of Nazareth was a man attested to you by God with miracles, wonders, and signs that God did among you through him.

ACTS 2:22 CSB

POWER
TOOLS

What is a genuine need that someone you know might have? Write the need in the space provided. After working with your group, determine some "power tools" that Jesus might use to demonstrate His power to meet the need.

Where do they live?

Young or old?
(Add the person's age.)

Name and Needs

Rich or poor?
(Add the person's financial situation.)

Power tool 1?
(How might Jesus meet this need?)

Power tool 3?
(How might Jesus meet this need?)

Power tool 2?
(How might Jesus meet this need?)

BIBLE STUDIES FOR LIFE®

1

CONVERSATION

Jesus Healed a Man Born Blind

JOHN 9:1-34

Jesus and His disciples passed a man who had been blind since he was born. The disciples asked, "Teacher, what caused this man to be blind? Did he sin? Did his parents sin?"

Jesus said, "This man is not blind because he or his parents sinned. This happened so God's power can be seen in him." Then Jesus spit on the ground, made mud with the spit, and rubbed it on the man's eyes. "Go wash in the pool of Siloam," Jesus said. The man did, and when he returned, he could see!

The man's neighbors were confused. "Isn't this the blind man?" some asked. Others said, "No, he just looks like the blind man!"

But the man said, "I'm the one!"

His neighbors asked, "How can you see?"

"The man called Jesus made some mud, spread it on my eyes, and told me to go and wash in the pool of Siloam," the man explained. "When I went and washed, I received my sight!"

The neighbors brought him to the religious leaders. The leaders were angry because the man was healed on the Sabbath. They accused Jesus of breaking the Sabbath laws and questioned how a sinner could perform such a miracle.

The religious leaders tried to question the blind man's parents, but they were afraid and said that their son was old enough to explain for himself what had happened.

They sent again for the man born blind. He said to the religious leaders, "Whether Jesus is a sinner or not I cannot say. I only know that I was blind, and now I see. If Jesus was not from God, He would not have been able to open my eyes."

The angry leaders threw the man out of the synagogue.

WEEKLY BIBLE VERSE: 1 Corinthians 4:20

LIFE POINT: Jesus has power to meet people's needs.



THE BIBLE MEETS LIFE

Parents, in today's Bible story your preteen learned that Jesus has power to meet people's needs. Jesus healed a man who had been born blind. Jesus displayed the kingdom of God by His power to help people.

LIVE IT OUT

Help your preteen look through the Bible and find miracles that Jesus performed. Make a list of each miracle and where it is in the Bible. Talk with your preteen about how Jesus met a need for each person or group involved in the miracle.

LEVEL OF BIBLICAL LEARNING

Jesus transformed people through His love.

DAILY BIBLE READING

Sunday: 1 Corinthians 4:20

Monday: Matthew 6:33

Tuesday: Ephesians 3:20

Wednesday: Psalm 81:10

Thursday: 2 Corinthians 9:10

Friday: 2 Corinthians 9:8

Saturday: 2 Peter 1:3

TAKE IT FURTHER: Check out the *Jesus Healed a Man Born Blind* section of the Bible Studies for Life: Kids Family App.