

A young woman with long brown hair, wearing large white headphones, is lying on a yellow patterned blanket. She is smiling and looking at a silver tablet computer. A large, wrinkled Shar Pei dog is lying next to her, looking towards the camera. In the background, another person's legs are visible, also lying on the blanket. The overall scene is warm and cozy, with soft lighting.


PRETEENS

BIBLE STUDIES FOR LIFE®

THE AMAZING POWER OF JESUS
GOD'S AWESOME PROMISES
THE EXTRAORDINARY WORD OF GOD

PRETEEN LEADER GUIDE
FALL 2019

LifeWay | Preteens



JESUS CALMED A STORM



LEVEL OF BIBLICAL LEARNING

Jesus taught that He is the only way to God.

SCRIPTURE REFERENCE

Mark 4:35-41;
Luke 8:22-25

SUGGESTED FOR THE WEEK OF

September 8

UNIT VERSE

Jesus of Nazareth was a man attested to you by God with miracles, wonders, and signs that God did among you through him.
Acts 2:22

WEEKLY BIBLE VERSE

He got up, rebuked the wind, and said to the sea, "Silence! Be still!" The wind ceased, and there was a great calm.
Mark 4:39



LEADER BIBLE STUDY

The Gospels are portraits of Jesus. Each is complete, and together they provide a comprehensive testimony to Jesus' life. The event of Jesus calming the storm is recorded in Mark and Luke as well as Matthew. All provide wonderful details about this miracle. After sunset but before dark, Jesus told the disciples to take the boat across the Sea of Galilee to the other side. The boat was a small fishing boat, easily dragged onto shore and filled to capacity with thirteen riders. A few other boats went out with them.

A sudden and severe squall, common on the lake, challenged the skills of these professional fishermen. Mark was very honest with the disciples' reaction to Jesus sleeping in the boat. They complained and cried out in irritation, fear, and possibly even anger. When Jesus woke up, He commanded the storm to be still. After the storm calmed, Jesus asked, "Where is your faith?" The disciples did not trust God for their safety even though He was in the boat with them as the person of Jesus.

Luke did not imply that the disciples did not have faith, but he acknowledged they were not calling on it in the midst of this crisis. It is apparent that the Twelve had not come to terms with who Jesus truly is, but what they had just seen was opening their minds to the truth that Jesus is the Christ and Lord of all. Here they experienced another sign of God's kingdom breaking in and restoring order to creation, something that only God could do. They must have connected some dots that Jesus was in fact God in the flesh.

God's rule will extend over all and bring creation back to its original design. But, like the disciples, you still may question if the Lord will show up when you need Him. Do you waffle between belief and unbelief? How do you answer Jesus' question, "Where is your faith?"

For children, a storm can be terrifying. Their lives are full of reminders that the world is not what God intended. How can you help your kids understand that one day God will make everything right again, and until then, Jesus promises to be with them in the person of the Holy Spirit?



PRACTICE BIBLE SKILLS

THE GOSPELS

1. Point out that all of the miracles, signs, and wonders that Jesus performed to demonstrate His power are found in the first four books of the New Testament. Ask: “What do we call these books?” (*Gospels*)
2. Ask a volunteer to name the four Gospels. Repeat them until all participants can name them. Invite someone to write these four names in a column on the left-hand side of the dry erase board.
3. Guide preteens to locate each of the Gospels. Point out that these books will *always* be in the same order but will appear on different pages in different Bibles.
4. Challenge the preteens to discover which Gospel is longest (*Matthew*), shortest (*Mark*), written by apostles (*Matthew and John*), and none of the above (*Luke*). Write the name of each book beside each matching phrase.

➤ Bibles

➤ dry erase board and markers—Write *Gospels* on the top of the left-hand side of the board. Write the words *longest, shortest, written by apostles, and none of the above* in the column on the right.



INTRODUCTORY ACTIVITY

“RUBBER BAND DEMONSTRATIONS” (PACK ITEM 5)

1. Arrange preteens so they are in front of you and not seeing you from the side.
2. Place a rubber band over the first two fingers of your left hand.
3. Holding your palm in, stretch the rubber band toward you.
4. Curl all four fingers down. Without being obvious, loop the stretched rubber band around all four fingertips.
5. After suitable drama, straighten all four fingers out, which will cause the rubber band to “jump” from your first two fingers to your last two.
6. Demonstrate this surprise again by making the rubber band “jump” back.
7. Admit that you really do not have much power over something as small as a rubber band. Note that today, we’ll learn about Jesus’ power over nature.

➤ Pack Item 5

➤ rubber bands

Option: In addition to the illustrations on Pack Item 5, there are several video demonstrations online to clearly see how the rubber band trick works.



MISSIONS EMPHASIS

1. Explain that England has had kings and queens for thousands of years. The Rigneys are a missionary family who live in London, the capital of England.
2. Tell kids that people from all over the world live in London.
3. Pray that many people in London would know Jesus and His love for them.

➤ No advance supplies or preparation needed



STUDY THE BIBLE



- › Pack Items 1, 2, 3, 5
- › Teaching Picture 2
- › Activity Pages
- › Music
- › Videos
- › Printables: “The Prepositions”—Make 1 copy to be used with Unit Verse Challenge.
- › rubber band, pens, tape
- › sticky notes—Cut the sticky notes into strips. Make sure to cut them so that there is some sticky on each strip.

1. GETTING TO THE POINT

“THE AMAZING POWER OF JESUS TITLE BANNER” (PACK ITEM 1), “RUBBER BAND DEMONSTRATIONS” (PACK ITEM 5)

- › Remind preteens that all the lessons this month deal with Jesus’ miracles.
- › Point to “The Amazing Power of Jesus Title Banner,” and note that these miracles truly show His amazing power.
- › Ask the group to recall what sort of power Jesus showed last week (*healing*) and how He showed it (*by healing an official’s son from miles away*).
- › Make the rubber band jump from one pair of fingers to the other and then back.
- › Explain that today’s lesson could be taken from the Gospel of Mark (as you jump the rubber band) or from the Gospel of Luke (as you jump it back).
- › Shrug and decide that you should study both accounts.

2. LOOK IN THE BOOK

TEACHING PICTURE 2, “STORMY WEATHER” (ACTIVITY PAGE), MUSIC

- › Display the Teaching Picture, and refer to it throughout the lesson.
- › Form two groups. Assign one group to locate Luke 8:22 while the other group locates Mark 4:35. If your group is large create an even number of teams, and assign Luke and Mark to every other group.
- › Organize your groups, making sure that the group assigned to the passage in the Book of Mark is on the left side of the room and the group assigned to the passage in the Book of Luke is on the right side of the room.
- › Guide the groups to read through their assigned passage and answer the “Stormy Weather” questions on their Activity Pages. Encourage them to answer each question in a few words. Play “Words to Use” while preteens work.
- › Ask: “What are some differences between the two version of today’s Bible story?”
- › Discuss why the story might be different in each book.

3. REVIEW CHALLENGE

- › Thank the groups for doing good work. Explain that you would like to review what they discovered.
- › Show the rubber band on two fingers. explain that if the rubber band is on your left two fingers, you would like to hear from the “Mark” team, and if the rubber band is on the right two fingers you would like to hear from the “Luke” team.

- » Ask the first “Stormy Weather” question and show your hand, popping the rubber band to one set of fingers.
- » Guide the corresponding team to stand and provide its answer before popping the rubber band to the other fingers and repeating the process for the other Gospel account.
- » Continue through the questions, varying the order in which you call for the teams. Discuss any misconceptions or incorrect answers.
- » Conclude by proceeding through the questions below the grid.
- » Ask: “What are some differences between the two versions of the Bible story that can’t be easily explained?” Note that Mark calls the water a “sea,” while Luke calls it a “lake.” Ask: “Doesn’t this just prove that the Bible contradicts itself?”
- » Help the preteens to see that the only significant differences between the two accounts are minor differences in wording. The main message, Jesus taught that He is the only way to God, doesn’t change no matter what words are used.
- » Show the “Notebook Bible Story” video.

4. UNIT VERSE CHALLENGE

“ACTS 2:22 UNIT VERSE” (PACK ITEM 2), “THE PREPOSITIONS” (PRINTABLES)

- » Ask: “What is a preposition?” (*words that show relationships between things in a sentence*)
- » Point out that it makes a huge difference if you are “in the fire” rather than “near the fire” or “on the horse” instead of “under the horse.”
- » Display the “Acts 2:22 Unit Verse,” and invite the group to read it aloud.
- » Challenge the preteens to identify the prepositions in the sentence and mark them with the prepared sticky note strips. See “The Prepositions” to verify preteens’ answers.
- » Work through the prepositions and ask what each one (and the words following it) tell us about Jesus and His power.
- » As you reach each preposition in the verse, ask the group to read the verse up to that point.
- » Repeat the verse one more time before concluding.

5. APPLY THE BIBLE AND PRAY

“TITLE BANNER ADD-ONS” (PACK ITEM 3)

- » Show the “Mooseberry Life Application” video.
- » Ask a volunteer to attach the “Title Banner Add-On” to the title banner.
- » Emphasize that Jesus has power over nature and Jesus taught He is the only way to God.
- » Ask a few volunteers to pray before dismissing kids to Live It Out groups. Encourage them to take their Activity Pages with them.

REVIEW QUESTIONS

- » Where was Jesus when the storm started? (*asleep in the back of the boat*)
- » What did the disciples say to Jesus when they woke Him? (*“Teacher!” they cried. “Don’t You care that we’re going to die?”*)
- » How did Jesus stop the storm? (*He spoke to the wind and waves.*)
- » What did Jesus ask the disciples after He stopped the storm? (*“Why are you afraid? How is it that you have no faith?”*)
- » Why do you think the disciples were afraid, even though Jesus was with them? (*Answers will vary.*)
- » What helps you remember that Jesus has control over nature? (*Answers will vary.*)

Option: Memorize the Weekly Bible Verse: Mark 4:39.



LIVE IT OUT

CHOICE 1

- › 5 index cards—Write the following on separate cards:
Job 38:11; Psalm 33:7; Psalm 107:29; Proverbs 8:29; John 1:3.
Option: “Power Over Nature” (Printables)
- › assorted leaves, copy paper, crayons, markers

CHOICE 1

AUTUMN LEAVES AND SUCH

- › Distribute the leaves to the girls.
- › Say: “Is there anything amazing about these leaves or the trees they came from?”
- › Allow the girls to consider this example of God’s creation.
- › Point out that Jesus’ power over nature did not stop with a storm on the sea.
- › Invite volunteers to read Mark 11:12-14 and then Mark 11:20-21.
- › Note that creation itself demonstrates Jesus’ power. Ask someone to read John 1:3, pointing out that the person spoken of is Jesus.

MEMORY CHALLENGE, “POWER OVER NATURE” (PRINTABLES)

- › Pass out the prepared “Power Over Nature” Scriptures written on index cards, asking several volunteers to locate and read the verses.
- › Guide the girls to lay sheets of copy paper atop one or more of the leaves and then rub over the leaves with the side of a crayon so the shape and vein pattern of the leaf is revealed.
- › Lead the girls to add an appropriate verse to the art they created, either from the “Power Over Nature” choices or from one of their favorite verses that emphasizes the power that Jesus has over nature.

CHOICE 2

- › Pack Items 6, 7
- › Activity Pages
- › small objects to be used as game markers
- › Display the “Miracles, Signs, and Wonders” poster from Practice Bible Skills, Unit 1, Session 1.

CHOICE 2

“MIRACLE OR NOT?” (ACTIVITY PAGE) “IT’S A MIRACLE! GAMEBOARD,” “IT’S A MIRACLE! #1 GAME CARDS” (PACK ITEMS 6, 7)

- › Point out the “Miracles, Signs, and Wonders” poster created last week as a reminder of the differences between these three words.
- › Guide the boys through “Miracle or Not?” on the Activity Page. Agree that it is sometimes difficult to be certain of the difference between a “certainly” and a “possibly” miracle. Ask boys about the following examples of miracles found in the Bible:
 - When Jesus healed the official’s son, is it possible that the boy just happened to get better?
 - When the storm ended at the exact moment that Jesus rebuked it, could that have been a coincidence?
- › Ask how we can know that Jesus’ miracles were really miracles. Note that even if we could “explain them away,” the number that He performed would be unbelievable if they weren’t miracles.
- › Allow the boys to share their answers to each category in “Miracle or Not?” Discuss their results.

- » Lay out the “It’s a Miracle!” Gameboard” and provide a small object, such as a marker, for each player. If you have more than six players, form pairs.
- » Explain that the goal for the game is to reach the end of the board first by answering questions about miracles.
- » Draw a “It’s a Miracle! #1 Game Cards” card and ask the question on it for the preteen to your left. Then, follow the instructions on the gameboard.
- » Play should proceed to the left, skipping you, until someone wins.

CHOICE 3

WHAT IS NATURE? “POWER THROUGH THE BIBLE” (PRINTABLES)

- » Ask the group to define *nature*.
- » Agree that *nature* includes “everything that we can see that people have not built or changed dramatically.”
- » Allow preteens to share some examples of natural objects and forces.
- » Note that even last week’s miracle—a healing—involved nature, since people are part of nature.
- » Arrange the preteens in pairs. Give each pair one of the “Power Through the Bible” assignments.
- » Direct pairs to read their assigned verses from the Bible without saying anything out loud. If possible, separate the pairs so that they can speak without being overheard.
- » Challenge each of the pairs to pantomime their assigned passage so that the others can guess what the verses represent.
- » Briefly discuss each of the miracles recorded in Bible books outside of the Gospels before proceeding to the next pair.

WRAP UP

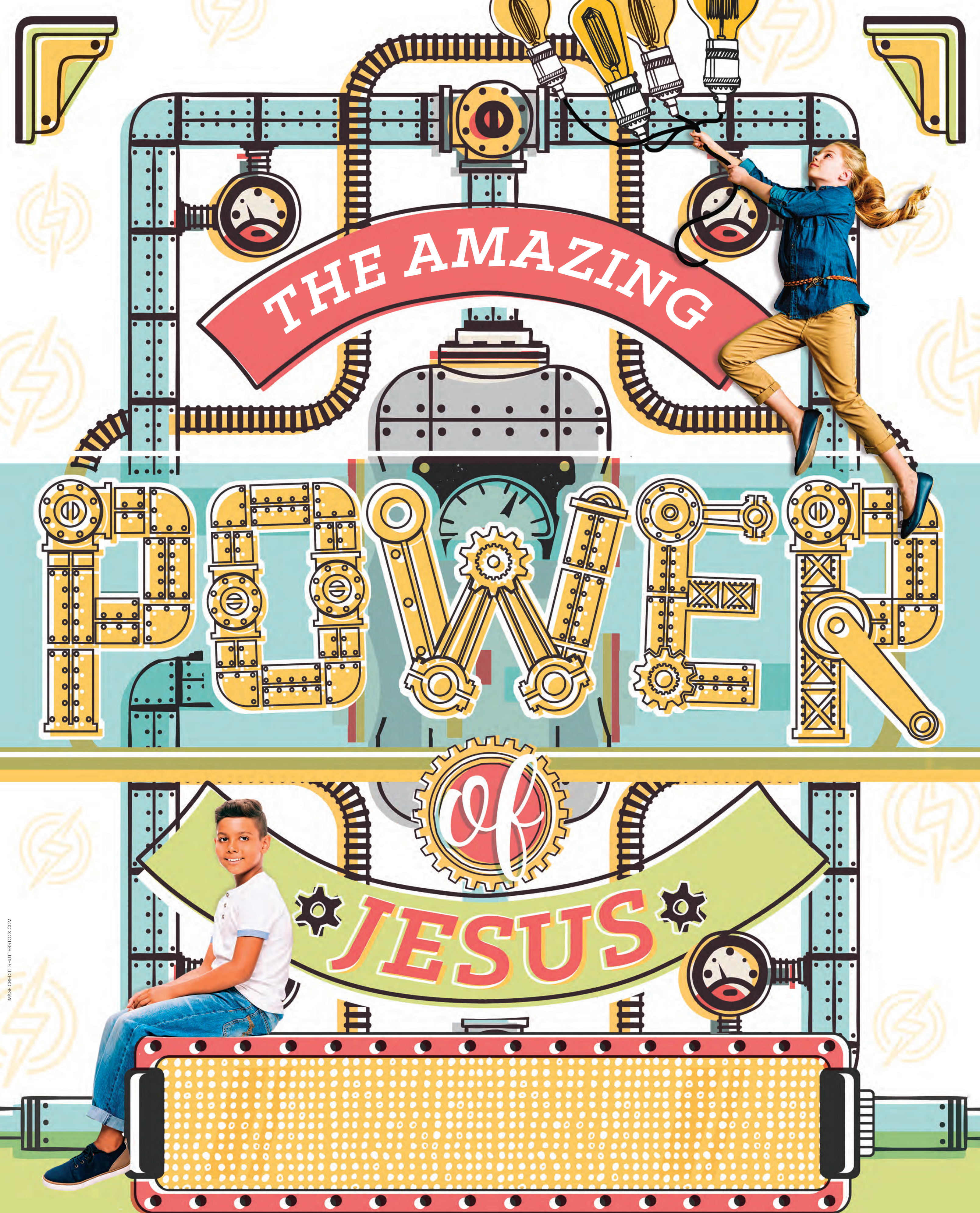
- » Emphasize that God has demonstrated His power over nature all throughout the Bible, including the story of creation in the Book of Genesis.
- » Note that Jesus still has and exercises power over nature, even when it seems as if He lets terrible things happen.
- » Remind kids to give their One Conversation™ pages to their parents.

CHOICE 3

- » 8 index cards—Write the following on separate index cards:
Genesis 1:1; Genesis 1:20-22; Exodus 16:11-14; 1 Kings 17:1; 1 Kings 18:37-38; 2 Kings 6:4-7; 2 Kings 6:18; Acts 3:6-8.
Option: “Power Through the Bible” (Printables)

WRAP UP

- » No advance supplies or preparation needed



Jesus of Nazareth

was a man
attested to you by
God with miracles,
wonders, and signs
that God did among
you through him.

ACTS
2:22



(CSB)

Jesus of Nazareth,

a man attested
to you by God with
mighty works and
wonders and signs that
God did through him
in your midst.

ACTS
2:22



(ESV)



Jesus

of Nazareth,

a Man attested
by God to you by
miracles, wonders,
and signs which God
did through Him in
your midst.

ACTS
2:22

(NKJV)



Jesus

of Nazareth

was a man
accredited by God
to you by miracles,
wonders and signs,
which God did among
you through him.

ACTS
2:22

(NIV)



Healing



Nature



People's Needs




*To Do
Unique Things*



To Come Again




Place a rubber band over the first two fingers of your left hand.



Holding your palm in, stretch the rubber band toward you. Curl all four fingers down. Without being obvious, loop the stretched rubber band around all four fingertips.



After suitable drama, straighten all four fingers out, which will cause the rubber band to “jump” from your first two fingers to your last two.



Demonstrate this surprise again by making the rubber band “jump” back.



Instructions
On his turn, each player takes a card and asks the question on the card to the person to his left. If the answer is correct, the player moves forward the number of spaces shown in parentheses. Some of the questions might be judgment calls. The decisions of the teacher are final. The first player to reach “Finish” wins!

place cards here

Lose a turn.

That's no miracle!

Freebie!

Move ahead
three spaces.

Bonus!

Move ahead
three spaces.

**Winner,
winner!**

Move ahead
four spaces.

Wow!

Everybody moves
ahead two spaces.

Your lost dog comes
home after five weeks.
Is that a miracle?
(judgment, 3 spaces)

You made the
basketball team. Is that
a miracle? **(judgment,
2 spaces)**

Trent was paralyzed.
Everybody prayed for
him. He regained his
movement. Is that a
miracle? **(judgment,
2 spaces)**

Your grandmother
was cured of cancer
after the doctors gave
up. Is that a miracle?
**(probably yes,
3 spaces)**

After four days of
rain, the sun came
out in time for your
big game. Is that a
miracle? **(probably not,
2 spaces)**

Your favorite baseball
team won the
championship! Is that a
miracle? **(probably not,
2 spaces)**

Jesus stopped a
tornado from hitting
a city. Is that a real
miracle? **(no, 2 spaces)**

Jesus raised a girl from
the dead. Is that a real
miracle?
(yes, 3 spaces)
(See Luke 8:40-56.)

Jesus healed Peter's
mother-in-law. Is that a
real miracle?
(yes, 3 spaces)
(See Mark 1:29-34.)

Jesus flew through
the air to help hungry
people. Is that a real
miracle? **(no, 2 spaces)**

Jesus put a guy's ear
back on after it had
been cut off. Is that a
real miracle?
(yes, 3 spaces)
(See Luke 22:49-51.)

Jesus healed a man
who could neither hear
nor speak. Is that a real
miracle?
(yes, 2 spaces)
(See Mark 7:31-37.)

Jesus helped Peter catch
a fish with a coin inside. Is
that a real miracle?
(yes, 4 spaces)
(See Matthew 17:24-27.)

Jesus taught His
followers on a mountain.
Is that a real miracle? **(It
happened, but it wasn't
a miracle. 2 spaces)**
(See Matthew 5.)

Jesus healed ten men
with rabies, and only
one of them thanked
Him. Is that a real
miracle? **(No, it was
leprosy. 4 spaces)**
(See Luke 17:11-19.)

Jesus healed a man
whose hand was
paralyzed. Is that
a real miracle?
(yes, 3 spaces)
(See Luke 6:6-11.)

Jesus healed a woman
who had been sick for
eighteen years. Is that
a real miracle?
(yes, 4 spaces)
(See Luke 13:10-17.)

Jesus fed five thousand
men with only a pound
of bacon and a bag of
beans. Is that a real
miracle? **(No, with two
fish and five loaves of
bread. 3 spaces)**



JESUS CALMED A STORM
MARK 4:35-41; LUKE 8:22-25 • TEACHING PICTURE 2

Jesus Calmed a Storm

One evening after a day of teaching by the sea, Jesus told His disciples, “Let’s cross to the other side.” They left the crowd behind and set sail for the opposite shore, with other boats following close by.

A fierce storm arose, and the waves crashed over the sides of the rocking boat. Sloshing, splashing water swamped the deck. Jesus had fallen asleep on a cushion in the back of the boat. Jesus continued to sleep soundly.

The disciples were terrified. “Teacher!” they cried. “Don’t You care that we’re going to die?”

Jesus got up and spoke to the storm. “Peace! Be still!” The wind stopped. The waves dropped. The sea was still and calm. Looking at His disciples, Jesus said, “Why are you afraid? Where is your faith?”

The disciples were amazed at Jesus’ miracle. They asked one another, “Who is this? He commands the wind and waves, and they obey Him!”

MARK 4:35-41; LUKE 8:22-25

Review Questions

- » Where was Jesus when the storm started? (*asleep in the back of the boat*)
- » What did the disciples say to Jesus when they woke Him? (“*Teacher!*” *they cried. “Don’t You care that we’re going to die?”*”)
- » How did Jesus stop the storm? (*He spoke to the wind and waves.*)
- » What did Jesus ask the disciples after He stopped the storm? (“*Why are you afraid? How is it that you have no faith?*”)
- » Why do you think the disciples were afraid, even though Jesus was with them? (Answers will vary.)
- » What helps you remember that Jesus has control over nature? (Answers will vary.)

The prepositions are **bolded** in the following verse translations.



Jesus **of** Nazareth was a man attested **to** you **by** God **with** miracles, wonders, and signs that God did **among** you **through** him. Acts 2:22 (CSB)



Jesus **of** Nazareth was a man accredited **by** God **to** you **by** miracles, wonders and signs, which God did **among** you **through** him. Acts 2:22 (NIV)



Jesus **of** Nazareth, a Man attested **by** God **to** you **by** miracles, wonders, and signs which God did **through** Him **in** your midst. Acts 2:22 (NKJV)




Jesus **of** Nazareth, a man attested **to** you **by** God **with** mighty works and wonders and signs that God did **through** him **in** your midst. Acts 2:22 (ESV)

THE PREPOSITIONS


Bible Studies For Life Kids Grades 1–6 Enhanced CD (Printables), Fall 2019

© 2019 LifeWay

Instructions: Print and use with *Preteens* during Unit 1, Session 2, Study the Bible.



Job 38:11



Psalms 33:7



Psalms 107:29



Proverbs 8:29

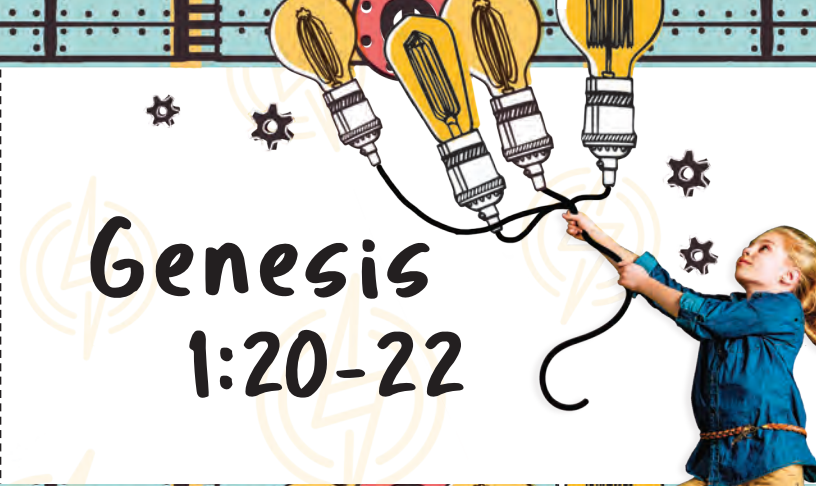


John 1:3






Genesis
1:1



Genesis
1:20-22



Exodus
16:11-14



1 Kings
17:1




1 Kings
18:37-38



2 Kings
6:4-7



2 Kings
6:18



Acts
3:6-8

POWER THROUGH THE BIBLE

Bible Studies For Life Kids Grades 1-6 Enhanced CD (Printables), Fall 2019

© 2019 LifeWay

Instructions: Print, cut apart the cards, and use with *Preteens* during Unit 1, Session 2, Live It Out.

UNIT 1 SESSION 2

Jesus Calmed a Storm

UNIT VERSE

This Jesus of Nazareth was a man attested to you by God with miracles, wonders, and signs that God did among you through him.

ACTS 2:22 CSB

Mark 4:35-41

Luke 8:22-25

STORMY WEATHER

Our "stormy" assignment: Mark 4:35-41 or Luke 8:22-25. Circle the Scripture, in the previous sentence, that was assigned to your group.

Whose idea was it to cross the water?

What type of weather developed?

How did the disciples react to the storm?

What did Jesus do when they woke Him?

What did the waves do after Jesus spoke?

What did Jesus say to the disciples then?

What did the disciples feel and say at the end?

MIRACLE OR NOT?

In everyday life some things could be miracles, but they could also be natural occurrences. Some things are obviously miracles. Some are possibly miracles. Others are certainly not miracles. For example:

*My cousin had a severely broken leg. The next day it was fine!

*My cousin had a severely broken leg, and it healed in half the time the doctors predicted!

*My cousin had a severely broken leg, and a famous actor signed the cast!

Obviously

Possibly

Certainly Not



BIBLE STUDIES FOR LIFE®

1

CONVERSATION

THE BIBLE MEETS LIFE

Parents, today your preteen learned that Jesus has power over nature. The disciples became frightened while rowing through a storm as Jesus slept. Jesus displayed His awesome power when the disciples cried out for help.

LIVE IT OUT

Use the verses in the Daily Bible Readings from this page to learn more about Jesus' power over nature. Because Jesus was fully God, as well as fully man, He had power from God. Sing a song of praise for God's power.

LEVEL OF BIBLICAL LEARNING

Jesus taught that He is the only way to God.

DAILY BIBLE READING

Sunday: Mark 4:39

Monday: Jeremiah 5:22

Tuesday: Psalm 148:8

Wednesday: Job 38:8

Thursday: Matthew 17:27

Friday: Jeremiah 10:13

Saturday: Matthew 21:19

Jesus Calmed a Storm

MARK 4:35-41; LUKE 8:22-25

One evening after a day of teaching by the sea, Jesus told His disciples, "Let's cross to the other side." They left the crowd behind and set sail for the opposite shore, with other boats following close by.

A fierce storm arose, and the waves crashed over the sides of the rocking boat. Sloshing, splashing water swamped the deck.

Jesus had fallen asleep on a cushion in the back of the boat. Jesus continued to sleep soundly.

The disciples were terrified. "Teacher!" they cried. "Don't You care that we're going to die?"

Jesus got up and spoke to the storm. "Peace! Be still!" The wind stopped. The waves dropped. The sea was still and calm. Looking at His disciples, Jesus said, "Why are you afraid? Where is your faith?"

The disciples were amazed at Jesus' miracle. They asked one another, "Who is this? He commands the wind and waves, and they obey Him!"



WEEKLY BIBLE VERSE: Mark 4:39

LIFE POINT: Jesus has power over nature.

TAKE IT FURTHER: Check out the *Jesus Calmed a Storm* section of the Bible Studies for Life: Kids Family App.