

A young girl with long brown hair, wearing large white headphones, is lying on a yellow patterned blanket. She is smiling and looking at a silver tablet computer. A large, wrinkled Shar Pei dog is lying next to her, looking towards the camera. In the background, another person's legs are visible, also lying on the blanket. The scene is brightly lit, suggesting a sunny day.

PRETEENS

# BIBLE STUDIES FOR LIFE®

THE AMAZING POWER OF JESUS  
GOD'S AWESOME PROMISES  
THE EXTRAORDINARY WORD OF GOD

KIDS LEADER GUIDE  
FALL 2019

LifeWay | Preteens

**LIFE POINT**  
Jesus  
has power  
over sickness.

# JESUS HEALED THE OFFICIAL'S SON



## LEVEL OF BIBLICAL LEARNING

Jesus performed miracles  
because He is God's Son.

## SCRIPTURE REFERENCE

John 4:46-54

## SUGGESTED FOR THE WEEK OF

September 1

## UNIT VERSE

Jesus of Nazareth was a  
man attested to you by God  
with miracles, wonders,  
and signs that God did  
among you through him.  
*Acts 2:22*

## WEEKLY BIBLE VERSE

Jesus of Nazareth was a  
man attested to you by God  
with miracles, wonders,  
and signs that God did  
among you through him.  
*Acts 2:22*



## LEADER BIBLE STUDY

Jesus' love for people and His powerful acts on their behalf mean He is much more than a superhero. It means He is the Son of God! Only with the power of His heavenly Father could He love so deeply and act with such authority. It does not get more super than that. The Bible calls His super powers *miracles, signs, wonders, mighty works, and powers*. John calls the seven miracles he records about Jesus signs. John's Gospel points to life-changing faith decisions. You will know a miracle (or sign) by an immediate and powerful action of God that reveals His character or purposes.

An official traveled quite a distance to see Jesus. The man's son was dying. He begged Jesus to come back with him and heal his son. Jesus was aware of the people around Him who were there to see another miracle. He addressed the crowd, acknowledging they did not believe; they just liked the show. Seeing the father's belief, Jesus assured him that his son would live. The father did not seek a public spectacle but a private miracle. The man had faith that when he returned, his son would be healed. As he traveled back and before he arrived home, his servants met him with the news that his son's fever had left him. Upon further revelation he discovered his son's healing happened the very moment Jesus said his son would live. This was no coincidence; instead, it was a divine confirmation of God's love and power.

Jesus performs miracles today. When and where have you witnessed a miracle? How have you seen God's action? What does it reveal about His character and purposes?

How can you help the kids in your group understand that Jesus has the power to heal people, but not all people will be healed on earth?



## PRACTICE BIBLE SKILLS

### “ACTS 2:22 UNIT VERSE” (PACK ITEM 2)

1. Explain that this month, the preteens’ attention will be on the remarkable ways Jesus demonstrated His power while on earth.
2. Ask: “What do we call these amazing actions Jesus performed?” (*miracles*) Invite someone to write the word *miracles* on the large sheet of paper.
3. Point out that there are other words the Bible uses in place of the word “miracles.” Display the “Acts 2:22 Unit Verse” to discover two more. (*wonders, signs*) Allow someone to add these words to the piece of paper.
4. Assign pairs to use a dictionary to discover the definition that best fits this usage.
5. Allow the preteens to suggest the apparent differences between these three words in this context. Agree that they mostly mean the same thing.

› Pack Item 2

› markers, dictionaries, large sheet of paper

**Teaching Tip:** Display the “Miracles, Signs, and Wonders” poster for use later in the session.



## INTRODUCTORY ACTIVITY

### AMAZING PENNY SURPRISE

1. Gather preteens around a table so all are able to see. Place a jar and twenty pennies on the table. Ask a volunteer to place between three and eight pennies in each hand without allowing you to see. Explain that the pennies in each hand must be equal. Lead another preteen to place exactly four pennies in the jar.
2. Guide the volunteer to transfer three pennies from his left to his right hand.
3. Say: “Now move one penny from your right hand to your left hand.”
4. Direct the volunteer to place all the pennies from his left hand into the jar.
5. Count the pennies in the jar. Announce that the volunteer is holding that same number of pennies in his right hand. Repeat the process with another volunteer.
6. Explain that this process will always end up the same. Emphasize that today’s lesson focuses on someone who is more amazing than what they just saw happen.

› 20 pennies, a glass jar



## MISSIONS EMPHASIS

1. Explain that billions of people today do not know that God loves them. God calls us to help others understand Him.
2. Encourage kids to watch the “God’s Heart” missions video to learn ways that they can have a part in sharing the gospel with everyone, everywhere.
3. Show the “God’s Heart” missions video.

› DVD—Click on the missions tab on the DVD menu to find the video “God’s Heart.”



## STUDY THE BIBLE



- › Pack Items 1, 2, 3
- › Teaching Picture 1
- › Videos
- › 20 pennies and glass jar from “Introductory Activity”
- › people figurines, marker, table
- › index cards—Fold the cards to create table tents. Write each of the following terms on a separate card: *Cana*, *Capernaum*, *Judea*, *Jesus*, *royal official*, *sick son*, *official’s servants*, *official’s household*.

**Option:** If you do not have people figurines available, draw “stick people” on index cards and attach to blocks for kids to use to complete the activity.

### 1. GETTING TO THE POINT

#### “THE AMAZING POWER OF JESUS TITLE BANNER” (PACK ITEM 1)

- › Shake the jar containing the pennies, and say: “What would be better than what we just saw happen with the pennies? Would turning a few pennies into a one hundred dollar bill be better?” Agree that it would be amazing to have the power to do that.
- › Direct preteens’ attention to “The Amazing Power of Jesus Title Banner.” Explain that this month’s study will focus on Jesus, who has far greater power than anyone or anything else one can imagine.
- › Point out the sheet of paper from “Practice Bible Skills.” Review with kids the three words that describe the focus of this month’s study. (*miracles*, *signs*, *wonders*)
- › Point out that Jesus has real power. Challenge preteens to discover what type of power Jesus demonstrates in today’s Bible story.

### 2. LOOK IN THE BOOK

#### TEACHING PICTURE 1, “WHO AM I?” (ACTIVITY PAGES)

- › Place the prepared *Cana* and *Judea* table tent signs on the front corners of the table. Place the *Capernaum* table tent on the backside of the table on the same side as the *Cana* sign.
- › Assign volunteers to use the people figurines to represent the following Bible people as the story is presented: Jesus, royal official, sick son, official’s servants, official’s household.
- › Guide those not assigned to a Bible person to open their Bibles to John 4:46. Appoint individuals to read the passage, verse by verse, pausing to allow the people figurines to move and react.
- › Stop at verses 48-50, allow the “actors” to read the actual words of the people they are portraying.
- › Note that some actions will happen in reverse order. For example, Jesus is noted in Cana in verse 46 but having come from Judea in verse 47. Explain these and encourage the “actors” to do the right things.

### 3. REVIEW CHALLENGE

- › Show “Notebook Bible Story” video.
- › Place the people figurines for the following Bible people at various points around the room: Jesus, royal official, sick son, official’s servants, official’s household. Label each figure with a prepared table tent sign.
- › Position the preteens in the center of the room.
- › Explain that you will be naming an action from the story and that they should move to the Bible person (table tent) who performed that action.
- › Be sure to include these actions:
  - Somebody came to Cana. (*Jesus*)



- Somebody's son was sick. (*royal official*)
  - Somebody asked a favor. (*royal official*)
  - Somebody promised a healing. (*Jesus*)
  - Somebody was headed to Cana with news. (*servants*)
  - Somebody got better. (*sick son*)
  - Somebody believed in Jesus. (*royal official and household*)
- » Discuss any differences of opinion as the answers to the questions are given.
- » Ask: "What did Jesus demonstrate that He had amazing power over?" (*sickness*)

#### 4. UNIT VERSE CHALLENGE

##### "ACTS 2:22 UNIT VERSE" (PACK ITEM 2)

- » Display the "Acts 2:22 Unit Verse" poster and prompt the group to read it aloud together.
- » Invite preteens present during "Practice Bible Skills" to use the "Miracles, Signs, and Wonders" poster created during that part of today's session to share the similarities and differences between miracles, signs, and wonders.
- » Ask:
- What do we learn about Jesus from this verse? (Answers will vary.)
  - Where did Jesus' miracles come from? (*God*)
  - Why did the miracles happen? (*to show Jesus' power*)
- » Invite the preteens to repeat the verse once again.

#### 5. APPLY THE BIBLE AND PRAY

##### "TITLE BANNER ADD-ON" (PACK ITEM 3)

- » Show "Mooseberry Life Application" video.
- » Ask preteens what sort of power Jesus showed in today's story and why this story of healing was so amazing. (*Jesus healed the boy from a distance.*)
- » Emphasize that Jesus has power over sickness. Jesus performed miracles because He is God's Son. Allow a volunteer to attach the appropriate "Title Banner Add-on" to Pack Item 1.
- » Ask: "If Jesus has power over sickness, does that mean that Christians will never die from diseases or illnesses?"
- » Agree that just because Jesus possesses the power to heal, it does not mean that He will always heal our friends and family members here on earth.
- » Lead the group in prayer, and dismiss them to Live It Out groups.

#### REVIEW QUESTIONS

- » What was the first miracle that Jesus did at Cana? (*He turned water into wine.*)
- » Why did a royal official search for Jesus in Cana? (*to ask Jesus to heal his son*)
- » Why didn't Jesus go to the official's house? (*He had the power to heal the official's son from a distance.*)
- » Who met the official as he traveled home? (*the official's servants*)
- » When did the servants say the son's fever broke? (*At one in the afternoon—the same moment Jesus said, "Your son will live."*)
- » What happened because Jesus healed the official's son? (*The official and everyone in his household believed in Jesus.*)



## LIVE IT OUT

### CHOICE 1

- › Pack Item 4
- › Activity Pages
- › Music

### CHOICE 1 (GIRLS)

#### **“WHO WILL HE HEAL?” (PACK ITEM 4), MUSIC**

- › Ask a volunteer to read John 4:54 aloud to learn something noteworthy about the healing that took place in today’s Bible story.
- › Explain that John’s Gospel describes seven miracles (or signs). Share that the girls will discover the remaining three healings that are recorded in the Gospel of John.
- › Form three groups or pairs and distribute the “Who Will He Heal?” cards. Guide groups to find the Bible passage in their Bibles, read the passage, and then answer the questions.
- › Play “Your Amazing Power” while girls work.
- › Allow groups to report on these three healings. Emphasize that Jesus did not heal people simply to be kind but to pass along a message about Himself.
- › Explain that girls should remain in their small groups.

#### **“WHO WILL HE HEAL?” (ACTIVITY PAGE)**

- › Distribute the Activity Pages, and lead girls to read the first “picture sentence” in the “Who Will He Heal?” activity. Explain that the first one has been done for them.
- › Challenge the groups to create a “picture sentence” for the second word sentence in the activity. Compare their responses and determine a “best” example.
- › Discuss the truth behind this statement about Jesus’ healing powers.
- › Continue through the other items in the same fashion. If time is short, assign particular items to different groups so that all are covered.

### CHOICE 2

- › strips of white cloth (for bandages), paper, pens
- › blankets—Lay out the blanket in a central location in the room.

### CHOICE 2 (BOYS)

#### **FIRST AID REVIEW**

- › Form two teams, providing each team with paper and pens. If you have more than ten boys, form additional teams to keep each team under six members.
- › Challenge the teams to create ten review questions based on John 4:46-54. Emphasize that these can be challenging but should be possible for preteens, who paid close attention to today’s Bible story, to be able to answer. Oversee this process to remove ridiculous questions.
- › Direct the teams to appoint a team member to be the “victim.”
- › When teams have completed writing their questions, allow one team to ask another team’s member one of its questions. If the question is answered correctly, allow the answering team to tie a bandage on his team’s victim’s hand.
- › Switch the questioning between the teams and proceed by bandaging a leg, a forearm, and the head.

- » When a team has answered questions and applied all four bandages to its victim, allow the team to carry the victim to the blanket to safety.
- » If the teams run out of questions, use the review questions on page 11, allowing both teams to offer an answer.

### **CHOICE 3 (BOYS AND GIRLS)**

#### **“WHO WILL HE HEAL?” (ACTIVITY PAGE)**

- » Distribute the Activity Pages, and lead preteens to read the first “picture sentence” in “Who Will He Heal?” Explain that the first one has been done for them.
- » Form two groups. Explain that each group should create the “picture sentence” on its dry erase board. Assign group 1 the second truth and group 2 the third truth to illustrate.
- » Discuss the truth behind these statements about Jesus’ healing powers.
- » Continue through the other pairs of sentences in the same fashion.
- » Emphasize that Jesus still heals people, but that He also wants us to help the sick.

#### **THE HELPING HAND**

- » Share the church prayer list. Note that it includes various people with various illnesses.
- » On a dry erase board, invite preteens to list the illnesses that people might want healed: cancer, injury, and so forth. Allow them to be specific and thorough.
- » Pick one of the categories of illness, preferably one applicable to a well-known church member.
- » Agree that none of us can miraculously heal people like Jesus.
- » Ask the group to suggest things that they could do to offer some relief to a person with this sort of illness.
- » Spend time in prayer for those listed on the prayer list.

### **WRAP UP**

- » Emphasize that Jesus still heals people, but that the most important thing He always heals comes from our sin.
- » Encourage the preteens to pray for and provide comfort to the ill in the church and in the community.
- » Remind kids to give their One Conversation™ pages to their parents.

### **CHOICE 3**

- » Activity Pages
- » pens, 2 dry erase boards and markers
- » church prayer list—Pick up a church prayer list from the church office prior to teaching the session.

### **WRAP UP**

- » Bible Studies for Life: Kids Take-Home Cards (005786492)

# UNIT 1 SESSION 1

## Jesus Healed the Official's Son

### UNIT VERSE

This Jesus of Nazareth was a man attested to you by God with miracles, wonders, and signs that God did among you through him.

ACTS 2:22 CSB

### WHO AM I?

Match each statement to the people found in today's Bible story.

I traveled to Cana.

Who asked for a favor?

Who got physically better?

Who chose to believe in Jesus?

Who headed to Cana with important news?

Jesus

Royal Official

Royal Official's Son

Servants

Royal Official

### Who Will HE HEAL?

example



Jesus can heal people.

1. Jesus can end sickness.
2. Jesus has power to fix injuries.
3. Jesus gave us a way to heal our sin problem.
4. We can ask God to heal disease.
5. God will not heal every problem.
6. God heals people when it matches His purpose.



# BIBLE STUDIES FOR LIFE®

1

## CONVERSATION

### *Jesus Healed the Official's Son*

JOHN 4:46-54

Jesus traveled to Cana, the town where He had done His first miracle when He turned water into wine at a wedding.

A royal official heard that Jesus was in Cana. The official's son was very sick, so he traveled several miles from Capernaum to Cana. The official pleaded with Jesus. "Come and heal my son! He is about to die!"

Jesus said, "Unless you see signs and wonders, you will not believe in Me."

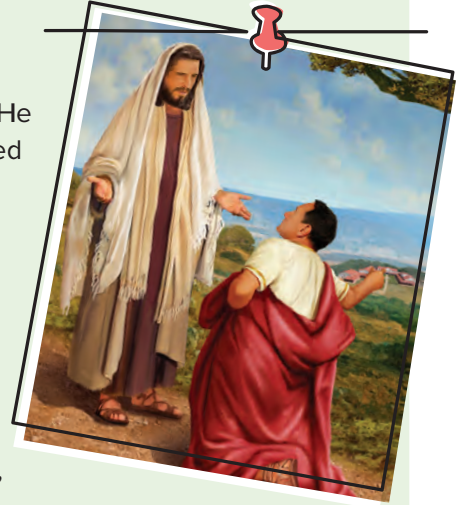
The official did not give up. "Sir, please come down before my boy dies!"

"Go. Your son will live," Jesus promised. The royal official believed Jesus and left.

As the official traveled home, his servants met him with great news—his son was alive! The official asked, "What time did he get better?"

"His fever broke yesterday at one in the afternoon," they replied.

The official remembered that was the exact moment when Jesus had told him, "Your son will live!" The official put his trust in Jesus, and because of the official's faith, everyone in his household believed in Jesus, too.



#### THE BIBLE MEETS LIFE

Parents, today your preteen learned that Jesus has power over sickness. When an official in the royal court came pleading for his son's life, Jesus responded by healing him from afar.

#### LIVE IT OUT

Share with your preteen that while Jesus might not heal all illnesses, He could. We can know that Jesus can heal people because He has power over sickness. Help your preteen list people who are ill. Choose one or two to visit, send a card, or call.

#### LEVEL OF BIBLICAL LEARNING

Jesus performed miracles because He is God's Son.

#### DAILY BIBLE READING

**Sunday:** Acts 2:22

**Monday:** Philippians 4:19

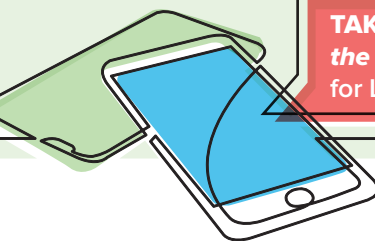
**Tuesday:** Revelation 21:4

**Wednesday:** Psalm 30:2

**Thursday:** Isaiah 40:29

**Friday:** Matthew 10:1

**Saturday:** Psalm 147:3



**TAKE IT FURTHER:** Check out the *Jesus Healed the Official's Son* section of the Bible Studies for Life: Kids Family App.



## JESUS HEALED THE OFFICIAL'S SON

JOHN 4:46-54 • TEACHING PICTURE 1



# Jesus Healed the Official's Son

Jesus traveled to Cana, the town where He had done His first miracle when He turned water into wine at a wedding.

A royal official heard that Jesus was in Cana. The official's son was very sick, so he traveled several miles from Capernaum to Cana. The official pleaded with Jesus. "Come and heal my son! He is about to die!"

Jesus said, "Unless you see signs and wonders, you will not believe in Me."

The official did not give up. "Sir, please come down before my boy dies!"

"Go. Your son will live," Jesus promised. The royal official believed Jesus and left.

As the official traveled home, his servants met him with great news—his son was alive! The official asked, "What time did he get better?"

"His fever broke yesterday at one in the afternoon," they replied.

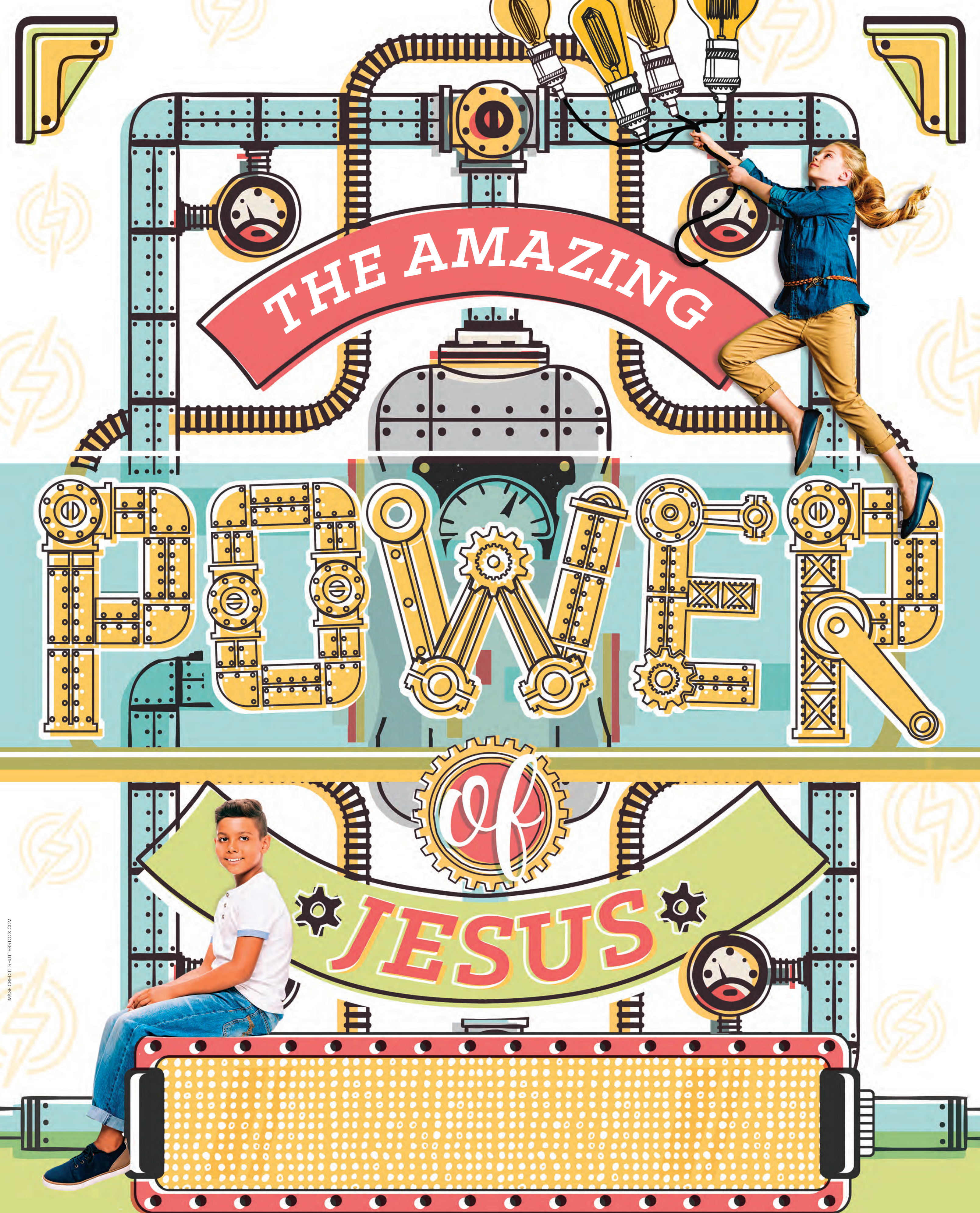
The official remembered that was the exact moment when Jesus had told him, "Your son will live!" The official put his trust in Jesus, and because of the official's faith, everyone in his household believed in Jesus, too.

JOHN 4:46-54

## Review Questions

- » What was the first miracle that Jesus did at Cana? (*He turned water into wine.*)
- » Why did a royal official search for Jesus in Cana? (*to ask Jesus to heal his son*)
- » Why didn't Jesus go to the official's house? (*He had the power to heal the official's son from a distance.*)
- » Who met the official as he traveled home? (*the official's servants*)
- » When did the servants say the son's fever broke? (*At one in the afternoon—the same moment Jesus said, "Your son will live."*)
- » What happened because Jesus healed the official's son? (*The official and everyone in his household believed in Jesus.*)







# Jesus of Nazareth

was a man  
attested to you by  
God with miracles,  
wonders, and signs  
that God did among  
you through him.

(CSB)

# Jesus of Nazareth,

a man attested  
to you by God with  
mighty works and  
wonders and signs that  
God did through him  
in your midst.

(ESV)





# Jesus

## of Nazareth,

a Man attested  
by God to you by  
miracles, wonders,  
and signs which God  
did through Him in  
your midst.

ACTS  
2:22

(NKJV)



# Jesus

## of Nazareth

was a man  
accredited by God  
to you by miracles,  
wonders and signs,  
which God did among  
you through him.

ACTS  
2:22

(NIV)





*Healing*



*Nature*



*People's Needs*



*To Do  
Unique Things*



*To Come Again*



# John 5:1-9

Who was healed?

What was the illness?

What did Jesus do to heal the person?

What would this healing have meant to the people who witnessed it, including the person healed?



# John 9:1-7

Who was healed?

What was the illness?

What did Jesus do to heal the person?

What would this healing have meant to the people who witnessed it, including the person healed?



# John 11:38-44

Who was healed?

What was the illness?

What did Jesus do to heal the person?

What would this healing have meant to the people who witnessed it, including the person healed?



# Answers

John 5:1-9: a disabled man; paralyzed; Jesus told him to get up, pick up his mat and walk. Answers will vary.

John 9:1-7: a man blind from birth; blind; Jesus spit on the ground, made mud from the saliva, and spread the mud on his eyes. Then he told the man to wash in the pool of Siloam. Answers will vary.

John 11:38-44: Lazarus; He had been dead for four days. Jesus shouted, “Lazarus, come out!” Answers will vary.

