

The background of the cover features a warm, golden-hour photograph of four children running away from the camera through a grassy field. The child on the left is a girl with long blonde hair in a pink floral dress. Next to her is a boy in a blue t-shirt and brown pants. Further ahead is a boy in a blue and white striped shirt, and on the right is a girl in a yellow shirt and brown pants. They are holding long sticks with colorful fabric (yellow and red) attached, which are flying in the air. The background shows a line of trees and a house in the distance under a bright sky.

KINDERGARTEN

BIBLE STUDIES FOR LIFE®

JESUS IS POWERFUL
GOD'S AWESOME PROMISES
THE INCREDIBLE WORD OF GOD

KIDS LEADER GUIDE
FALL 2019

LifeWay | **Kids**

LIFE POINT

Jesus can
do things
I cannot do.

JESUS WALKED ON WATER



LEVEL OF BIBLICAL LEARNING

Jesus performed miracles.

SCRIPTURE REFERENCE

Matthew 14:22-33

WEEKLY VERSE

The people on the boat worshiped Jesus, God's Son. *Matthew 14:33*

UNIT VERSE

Jesus did things no one else could do. *Acts 2:22*

SUGGESTED FOR THE WEEK OF

September 22



LEADER BIBLE STUDY

This is a story about two men who walked on water. One succeeded, but the other failed. The one who failed did so on his own. In fact, he was only able to stay above the current as long as he did because of his faith in the One who allowed it. Only Jesus had the power to allow Peter to walk on the waves before he began to sink. Why did Jesus come to the disciples on the water? Why did Peter want to step out of the boat and go to Him? Why did Peter sink?

Jesus sent the Twelve across the water in a boat while He dismissed the crowd who had followed Him. Then Jesus went away alone to pray on a mountain. Some time between 3 and 6 a.m., Jesus returned to His disciples on the water. The disciples thought their Lord was a ghost, but when Jesus identified Himself, Peter wanted to join Him. With his eyes on Jesus, Peter walked out to meet Him. Diverting his attention to the wind, Peter began to sink. In fear he cried out to his Savior. Immediately, Jesus reached out and took hold of Peter—the Savior saved him! Jesus opened Peter's eyes to his failure and revealed his "little faith." Back in the boat, the wind stopped, and a worship service ensued.

Where do you place yourself in this story? Are you clinging to the boat with eyes closed or looking around to see what is happening? Do you dare venture out to meet Jesus? How much faith do you have in Christ?

How can you lead kids in your group to understand it is OK when they feel powerless to do what God has called them to do because Jesus has power to do things no one else can? How will you explain "storms" and how Christ is the only One who can rescue us from them?



GROUP TIME

- » **Play a game.** Choose five kids and give each one of these kids one of the letters in *Jesus*' name. Stand the kids in a line with their letters showing. Tell the rest of the group to work together to tell these kids where to stand to put the name in order. After the name is in order, take the letters, mix them, and repeat with different kids holding the letters.
- » **Sing together.** Sing "Mighty Is He." Clap as you sing.
- » **Tell the Bible story.** Remind kids that they have been learning about powerful things that Jesus did. Say that today they will hear about something else that Jesus did that people cannot do. Open the Bible to Matthew 14 and tell the Bible story in your own words.

JESUS WALKED ON WATER

—Based on Matthew 14:22-33

Jesus had been teaching the people. He helped them have food.

Jesus told His disciples to get in the boat and sail across the Sea of Galilee. Jesus went up on the mountain to pray.

The disciples worked hard to sail the boat. The wind blew against them and they had difficulty sailing against the waves.

Early in the morning, while it was still dark, the disciples saw something coming toward them. It was someone coming on top of the water! They were afraid. "It is a ghost!" they said.

"Do not be afraid," Jesus said. "It is I." Jesus was walking on top of the water!

Peter said, "If that is You, Jesus, let me walk to You on the water."

Jesus said, "Come!"

Peter climbed out of the boat. He started walking on the water toward Jesus. But Peter felt the strong wind and he was afraid. He began to sink in the water. "Jesus, save me!" Peter called.

Jesus reached out His hand and grabbed Peter. Peter and Jesus got into the boat. The wind stopped blowing.

The men worshiped Jesus. "You are really the Son of God," they said.

- » **Talk about the Bible story.** Show today's Life Point and read it. Add the Life Point to the banner. Display Teaching Picture 4 and talk about the Bible story. Point out that Jesus performed miracles. Ask kids what miracle Jesus performed in today's story. (Remind kids that Peter could only stand on the water with Jesus' help.)
- » **Pray.** Lead kids to take turns thanking God for Jesus, His Son. Close the prayer after all volunteers have prayed.
- » **Say a Bible verse.** Tell kids that today's Bible verse is part of the Bible story. Open the Bible and read the verse. Lead kids to say the verse with you. Say it in a loud voice and a whisper voice. Repeat with the Unit Verse.
- » **Wrap it up.** Show "Jesus Walked on Water" video.

CHOOSE

your own

SCHEDULE

Decide when to have group time; then select learning activities to use before and/or after group time.



- » Pack Items 1, 7, 9:
"Unit 1 Banner,"
"Unit 1 Life Points,"
"Jesus' Name Letters"
- » Teaching Picture 4
- » Music
- » Videos
- » Tape



BIBLE-LEARNING ACTIVITIES

› Pack Item 7: “Unit 1 Life Points”

› Kids Activity Pages

› Bible, pencils, paper, markers, washable stamp pads, shape stamps, scissors

› Pack Item 11: “Boats”

› Wooden blocks, wide craft sticks, thin-line markers, tape, blue cloth or paper

› Pack Items 4, 10: “Acts 2:22,” “Question Cube”

› Teaching Pictures 1–3

› Bible, index cards, markers, ziplock bags

DECORATE FOOTPRINTS

- › Lead kids to complete the Kids Activity Page. Say the Life Point together.
- › Talk about the Bible story. Note that the unusual thing Jesus did was walk on top of the water.
- › Show kids how to work together to trace their feet. One child can stand on a piece of paper on the floor while another child traces around his foot/shoe with a pencil.
- › Tell kids to cut out their footprint shapes and decorate them with stamps and markers.
- › Show the Life Point: Jesus can do things I cannot do. Lead kids to print the words on their footprint shapes.
- › Help a child open the Bible to Matthew 14 and find the Bible story. *(art)*

PLAY OUT THE BIBLE STORY

On a few craft sticks, draw faces at one end to make stick “people.” Tape one boat figure to a block.

- › Suggest boys and girls use the materials to play out the Bible story. They can draw additional features or clothing on the sticks if they choose to make disciples and Jesus.
- › Help a child spread out the paper or cloth to make a lake.
- › Talk about the Bible story. Encourage kids to use their own ideas to recreate the story.
- › Say the Bible verse.
- › Say that the people recognized that Jesus is God’s Son and knew that Jesus could do things that no one else could do. *(blocks)*

WORK A VERSE PUZZLE

Print the words of Acts 2:22 on cards, one word per card. On the back, number the cards in order.

- › Invite a child to put the verse in order. She can look at the printed verse and try to put the word cards in the same order. For kids who need extra assistance, tell them to turn the cards over and put the numbers in order; they can turn the cards back over and read the words in order.
- › Read the words with a child and encourage her to talk about things that Jesus did that no one else could do. Say that Jesus performed miracles.
- › Look at the Teaching Pictures and roll the cube. Ask questions about the different Bible stories to review what Jesus did.
- › Suggest kids make their own verse puzzles. They can print words on cards and place them in order. Give kids ziplock bags for their puzzles.
- › Help kids take turns finding the verse in the Bible.
- › Say the Life Point together. Pray and thank God for Jesus. *(puzzles)*

FLOAT ITEMS IN WATER

Spread the tablecloth on a table or the floor. Place bin of water in middle of the tablecloth. Lay other items nearby. Seal the Teaching Picture in a large ziplock bag.

- » Invite kids to experiment with the items and the water. They can try out different items to see if they float.
- » Look at the Teaching Picture and talk about the Bible story.
- » Note that Jesus was not floating on the water but walking on top of the water. Say the Life Point.
- » Talk about the word *miracle* and its meaning. Tell kids that only God and Jesus can do miracles. (*nature*)

READ BOOKS AND WORK PUZZLES

Lay the "People Puzzles," word side up, on a table with the other items.

- » Help a child complete a puzzle of *Jesus'* name.
- » Talk about the Bible story. Note that Jesus walked on top of the water, something that no one else could do.
- » Say the Life Point together: Jesus can do things I cannot do.
- » Read the book *Jesus Is Powerful*. Note other things mentioned in the book that Jesus did that people cannot do.
- » Pray and thank God for Jesus. (*books*)

PAINT TO MUSIC

- » Play songs about Jesus.
- » Tell kids they can paint pictures about Jesus. Talk about things that Jesus did.
- » Ask kids to tell you stories about Jesus that include water. Talk about today's Bible story.
- » Help a child arrange the letters to spell *Jesus'* name.
- » Say that people all over the world need to hear about Jesus. Say that missionaries travel to different places to tell about Jesus. Sometimes they use music or pictures to tell about Jesus. (*music*)

USE THE COLORING SHEET

Print a copy of the coloring sheet for each child.

- » Lead kids to color the page. Talk about the Bible story as children work.
- » Help kindergartners find the Bible story in the Bible. Remind kids that stories in the Bible about Jesus are found in the Gospels.

CLEAN UP

- » Guide boys and girls to help clean up the room.

- » Pack Item 13: "Unit 1 Word Cards"
- » Teaching Picture 4
- » Large shallow bin of water, toy boat, plastic cup, pencil, sponge, plastic blocks, other water-safe items, plastic tablecloth, towels, large ziplock bag

- » Pack Items 8, 14: "People Puzzles," "Jesus Is Powerful"
- » Bible, books and puzzles about Jesus

- » Pack Item 9: "Jesus' Name Letters"
- » Music
- » Bible, watercolors, cups of water, brushes, paper

- » Printables: "Jesus Walked on Water" Coloring Page
- » Bible, crayons
- » **Option:** Send the sheet home as a story reminder the kids can color during the week.

JESUS WALKED ON WATER



TRANSITION/GROUP TIME

SNACK

Include the children in the distribution of the snack. Ask for one or more volunteers to pray. Lead the kindergartners to clean up after the snack. Thank them for their help.

MOVE TO GROUP TIME

Whisper and invite kindergartners to move to group time by walking backward. Tell them to be extra quiet while they are walking.

TALK ABOUT THE BIBLE STORY

JESUS WALKED ON WATER, MATTHEW 14:22-33

- » Tell kids that in today's Bible story, the disciples saw someone or something moving toward them on the water and they were afraid.

SUMMARIZE THE BIBLE STORY

- » Jesus told the disciples to sail across the Sea of Galilee.
- » Jesus went up on the mountain to pray.
- » Early in the morning, while it was dark, the disciples saw something on the water.
- » They were afraid. They thought it was a ghost.
- » "It is I," said Jesus. Jesus was walking on top of the water!
- » Peter asked to walk out to Jesus. Jesus told Peter to come.
- » Peter started walking toward Jesus but then he began to sink.
- » Jesus grabbed Peter's hand. They both got into the boat.
- » The disciples worshiped Jesus.
- » They said, "You are really the Son of God!"

REVIEW THE BIBLE STORY

- » What were the disciples doing early in the morning?
- » What did the disciples think they saw on top of the water?
- » What amazing thing did Jesus do?

EMPHASIZE THE LIFE POINT

- » Tell the kids that Jesus can do things people cannot do.

ROOM

YOUR TEACHING PARTNER(S)

DATE OF USE

LEVEL OF BIBLICAL LEARNING

Jesus performed miracles.

LIFE POINT

Jesus can do things
I cannot do.

UNIT VERSE

Jesus did things no one
else could do. *Acts 2:22*

WEEKLY VERSE

The people on the boat
worshiped Jesus, God's
Son. *Matthew 14:33*

SING TOGETHER

Sing to the tune of “Mary Had a Little Lamb”:

*Jesus did things we can't do,
We can't do, we can't do,
Jesus did things we can't do,
He walked on top of water.*

SAY THE BIBLE VERSE

Open the Bible to Matthew 14:33 and read the verse. Lead kids to say the verse with you. Tell them to stand and march in place, changing feet on each word as they say the verse. Repeat the verse a few times. Say the verse slower and walk slowly in place on each word. Jog in place and say the verse faster.

PRAY

Sing a prayer to thank God for Jesus. Use your own words and tune. Or sing these words (tune: “God Is So Good”): “We thank You, God. We thank You, God. We thank You, God, for your Son, Jesus.”

BIBLE-LEARNING ACTIVITIES

Emphasize during the activities: Jesus can do things I cannot do.

- 1. Make a mobile.** Provide paper squares, markers or colored pencils, yarn, and tape. Lead a child to print the words of the Unit Verse on a paper square. She can draw pictures or print words about the things that Jesus did. When she finishes her pictures, help her cut a long length of yarn. Show her how to lay the squares facedown and tape the yarn to the backs of all the pictures and word squares. Suggest she tie the end of the yarn to a door or hook at home to see her mobile. Talk about the things Jesus did that no other person can do.
- 2. Sing together.** Locate bell bracelets or other rhythm instruments. Or slide a few jingle bells onto a chenille stem to make a bell bracelet. Make several for kids to use. Play songs about Jesus or sing the song above while kids shake the bell bracelets (or play the rhythm instruments). Say that Jesus is God’s Son and people

worship Him. Help a child open the Bible to Matthew 14:33 and read the Bible verse.

- 3. Play out the Bible story.** Invite kindergartners to play out the Bible story. Children can take turns pretending to be Jesus and disciples in the boat. Set up chairs for the boat. Add a blue tablecloth to the floor for water. Provide Bible times dress-up clothes if available. Offer whatever props you can but this activity can be done without any props at all. Lead “disciples” to be afraid when they see Jesus walking toward them. Talk about what they said and did. Encourage kids to thank God for His Son, Jesus.
- 4. Spray water.** Provide spray bottles of water for kids to spray outside. (If going outdoors is not possible, spray water into a dishpan.) Talk about the Bible story. Say the Life Point together.

CLEAN UP

Give kids a five-minute warning before cleanup time begins. Tell kids when to clean up and thank them for their help. Gather after materials are put away.

PASS THE PICTURE

Sit in a circle. Play music. Guide kids to pass the Teaching Picture (or a Kids Activity Page) around the circle while the music plays. Stop the music. Ask the child holding the picture to tell something about the Bible story. Start the music and pass the picture again. At a random time, call: “Switch!” Kids should pass the picture in the other direction around the circle. Continue playing the game to recall the Bible story.

DISMISS

Greet parents as they arrive. Help each child gather her belongings so she can leave with her parents.





FIND THE MESSAGE

UNIT VERSE

Jesus did things no one else could do.

—ACTS 2:22

Color in the squares with words that begin with the letter **m**.
Color in the squares with words that begin with the letter **p**.
Read the remaining words for a message about Jesus.

my

Jesus

pal

man

can

do

me

things

pan

pet

mop

I

pig

cannot

do.



BIBLE STUDIES FOR LIFE®

1

CONVERSATION

Jesus Walked on Water

MATTHEW 14:22-33

Jesus had been teaching the people. He helped them have food.

Jesus told His disciples to get in the boat and sail across the Sea of Galilee. Jesus went up on the mountain to pray.

The disciples worked hard to sail the boat. The wind blew against them and they had difficulty sailing against the waves.

Early in the morning, while it was still dark, the disciples saw something coming toward them. It was someone coming on top of the water! They were afraid. "It is a ghost!" they said.

"Do not be afraid," Jesus said. "It is I." Jesus was walking on top of the water!

Peter said, "If that is You, Jesus, let me walk to You on the water."

Jesus said, "Come!"

Peter climbed out of the boat. He started walking on the water toward Jesus. But Peter felt the strong wind and he was afraid. He began to sink in the water. "Jesus, save me!" Peter called.

Jesus reached out His hand and grabbed Peter. Peter and Jesus got into the boat. The wind stopped blowing.

The men worshiped Jesus. "You are really the Son of God," they said.

WEEKLY BIBLE VERSE: The people on the boat worshiped Jesus, God's Son. Matthew 14:33

LIFE POINT: Jesus can do things I cannot do.



THE BIBLE MEETS LIFE

Parents, today your child learned that Jesus can do things we cannot do. Jesus walked on the water to the boat in which His disciples were traveling. What an awesome miracle!

LIVE IT OUT

Show the Teaching Picture on this page and talk about the Bible story. Explain that walking on the water was a miracle, something only God and Jesus can do. Use a picture Bible to find and talk about other stories of miracles that Jesus performed.

LEVEL OF BIBLICAL LEARNING

Jesus performed miracles.

DAILY BIBLE READING

Sunday: John 14:31

Monday: Mark 9:23

Tuesday: Luke 5:15

Wednesday: John 2:11

Thursday: Acts 3:16

Friday: Matthew 19:26

Saturday: Luke 18:27

TAKE IT FURTHER: Check out the *Jesus Walked on Water* section of the Bible Studies for Life: Kids Family App.



JESUS WALKED ON WATER

MATTHEW 14:22-33 • TEACHING PICTURE 4

JESUS WALKED ON WATER

—Matthew 14:22-33

Jesus had been teaching the people. He helped them have food.

Jesus told His disciples to get in the boat and sail across the Sea of Galilee. Jesus went up on the mountain to pray.

The disciples worked hard to sail the boat. The wind blew against them and they had difficulty sailing against the waves.

Early in the morning, while it was still dark, the disciples saw something coming toward them. It was someone coming on top of the water! They were afraid. “It is a ghost!” they said.

“Do not be afraid,” Jesus said. “It is I.” Jesus was walking on top of the water!

Peter said, “If that is You, Jesus, let me walk to You on the water.”

Jesus said, “Come!”

Peter climbed out of the boat. He started walking on the water toward Jesus. But Peter felt the strong wind and he was afraid. He began to sink in the water. “Jesus, save me!” Peter called.

Jesus reached out His hand and grabbed Peter. Peter and Jesus got into the boat. The wind stopped blowing.

The men worshiped Jesus. “You are really the Son of God,” they said.

GROUP TIME

Play a game. Choose five kids and give each one of these kids one of the letters in *Jesus*’ name. Stand the kids in a line with their letters showing. Tell the rest of the group to work together to tell these kids where to stand to put the name in order. After the name is in order, take the letters, mix them, and repeat with different kids holding the letters.

Sing together. Sing “Mighty Is He.” Clap as you sing.

Tell the Bible story. Remind kids that they have been learning about powerful things that Jesus did. Say that today they will hear about something else that Jesus did that people cannot do. Open the Bible to Matthew 14 and tell the Bible story in your own words.

Talk about the Bible story. Show today’s Life Point and read it. Add the Life Point to the banner. Display Teaching Picture 4 and talk about the Bible story. Point out that Jesus performed miracles. Ask kids what miracle Jesus performed in today’s story. (Remind kids that Peter could only stand on the water with Jesus’ help.)

Pray. Lead kids to take turns thanking God for Jesus, His Son. Close the prayer after all volunteers have prayed.

Say a Bible verse. Tell kids that today’s Bible verse is part of the Bible story. Open the Bible and read the verse. Lead kids to say the verse with you. Say it in a loud voice and a whisper voice. Repeat with the Unit Verse.

Wrap it up. Show “Jesus Walked on Water” video.

UNIT VERSE: Jesus did things no one else could do. Acts 2:22

WEEKLY VERSE: The people on the boat worshiped Jesus, God’s Son. Matthew 14:33

LIFE POINT: Jesus can do things I cannot do.



IMAGE CREDIT: SHUTTERSTOCK.COM

JEESUS IS POWERFUL



*Jesus did things
no one else could do.*

Acts 2:22

Place Life Points Here



JESUS

*did things
no one else
could do.*

Acts 2:22



Jesus can heal people.

*Jesus can tell the
weather what to do.*

Jesus can help people.

*Jesus can do things I
cannot do.*

*Jesus can give people
what they need.*



7

UNIT 1 LIFE POINTS

Bible Studies for Life Kindergarten Leader Pack, Fall 2019
Printed in the USA

Instructions: Cut apart the strips. Use the strips in group time; attach the appropriate strip to the “Unit 1 Banner” (Pack Item 1) each week. Talk about the things that Jesus did. Lead kids to realize that Jesus was God’s Son and powerful.



JESUS

JESUS

JESUS

JESUS

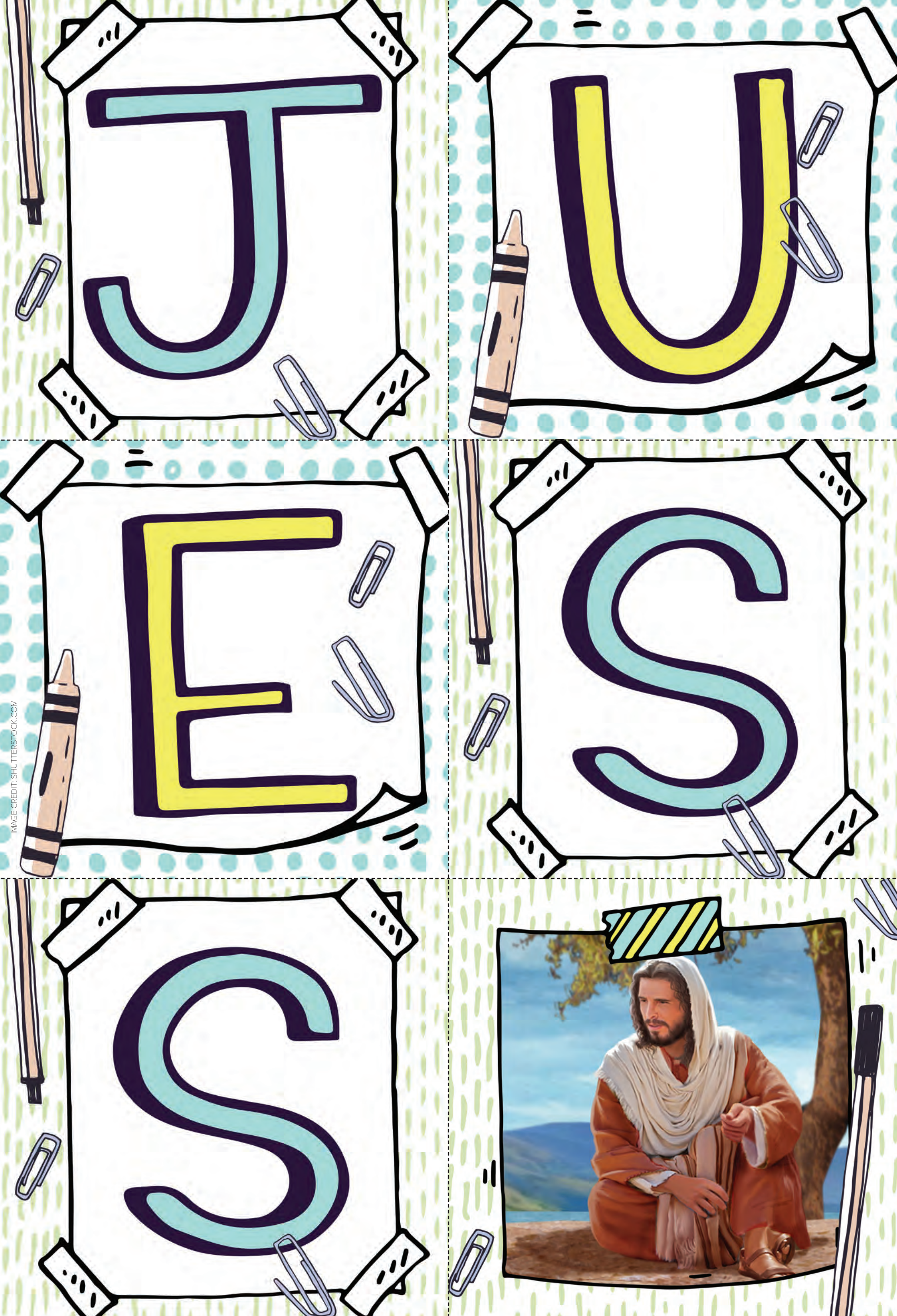


IMAGE CREDIT: SHUTTERSTOCK.COM

QUESTION CUBE

Bible Studies for Life Kindergarten Leader Pack, Fall 2019
Printed in the USA


Instructions: Cut out the cube and fold in the tabs. Use tape to seal the corners of the cube. Stuff with paper to make the cube more durable before sealing the final edge. Invite kids to roll the cube in group time and answer questions about the Bible story.







Jesus



heal



miracle



God's one
and
only Son



To make
someone well



Unusual
event that
only God and
Jesus can do





Jesus showed
God's love. Jesus
loves everyone.




JESUS
IS
POWERFUL

R. Scott Wiley

Jesus is God's Son. He can do things that no person can do. Something that only God and Jesus can do is called a *miracle*.




Jesus told the weather what to do. He walked on top of the water. He fed many people with just a little food. Since He is God's Son, Jesus is powerful.



Jesus healed people.
He made people
well. He made blind
people see and deaf
people hear. He
made lame people
walk. He healed all
kinds of diseases.





Jesus Walked on Water

The people on the boat worshiped Jesus, God's Son. *Matthew 14:33*

© 2019 LifeWay. Printed in the United States of America.
This item may be reproduced.