



KINDERGARTEN

# BIBLE STUDIES FOR LIFE®

JESUS IS POWERFUL  
GOD'S AWESOME PROMISES  
THE INCREDIBLE WORD OF GOD

KIDS LEADER GUIDE  
FALL 2019

LifeWay | **Kids**

**LIFE POINT**  
*Jesus can help  
people.*

# JESUS HEALED A MAN BORN BLIND



## LEVEL OF BIBLICAL LEARNING

Jesus taught people what  
God is like.

## SCRIPTURE REFERENCE

John 9:1-34

## WEEKLY VERSE

Jesus loved and helped  
people. *Matthew 14:14*

## UNIT VERSE

Jesus did things no one  
else could do. *Acts 2:22*

## SUGGESTED FOR THE WEEK OF

September 15



## LEADER BIBLE STUDY

Long passages of Scripture seem, well, long. Before you choose to forgo a careful look at these thirty-four verses, know that they represent some of the most artistic work in the Gospel. In these verses John beautifully contrasts the themes of light and darkness. Later, Jesus explained the miracle when He proclaimed that He came into this world for judgment. Jesus also said those who did not see would see and those who did see would become blind.

When the disciples asked what caused the man's blindness, Jesus declared that neither the man nor his parents were the cause, and then Jesus took the opportunity to shine the light on God. Jesus, as the Light of the world, used the blind man's life to illustrate His point. Jesus spit on the ground—quite human—and made some mud that He put on the man's sightless eyes. Jesus sent him to wash in a pool with a name that means "sent." The man washed his eyes in the pool and came back seeing—quite divine. When the blind man's shocked neighbors asked what had happened, the only thing the man could tell them was that his healing came from a man named Jesus.

This miracle caused quite a stir with the religious elite. Never offering help before, the Pharisees stepped into this man's life to accuse Jesus of breaking the laws of the Sabbath. But even they were at odds with each other after witnessing this good deed to help someone in need, in spite of what their law said. Because of Jesus' actions light shined in the man's eyes for the first time. But the Pharisees continued to live in darkness. They refused to be enlightened by the way Jesus met this man's need.

The man was healed because of Jesus. He obediently went to the pool without questioning the Lord. How strong is your faith? Do you always take Jesus at His word? Do you ever have doubts or reservations?

Some of his neighbors recognized the man, but others did not. He was the same but different. How can you help your kids understand that Jesus has the power to meet people's needs? Like the man, when they trust and follow Jesus, they are the same but different.





## GROUP TIME

- » **Toss a beanbag.** Play “What Did Jesus Do.” Toss the beanbag to a child and tell her to toss it back. Continue, trying to toss back and forth on the beat. Stop the music and tell kids to close their eyes. Say a child’s name and gently toss the beanbag to him. Guide him to toss it back. Repeat with other kids. Ask if it was difficult and a little scary to think about catching the beanbag with eyes closed.
- » **Tell the Bible story.** Display the Unit Verse poster. Say the verse together. Tell kids they will hear another story about Jesus doing something that no one else could do. Remind kids that Jesus taught people what God is like. Open the Bible to John 9 and tell the Bible story.

### JESUS HEALED A MAN BORN BLIND

—Based on John 9:1-34

One day Jesus and His disciples saw a blind man. The man had never been able to see anything in his entire life. The disciples asked Jesus about the man.

Jesus spat on the ground to make mud out of the dirt. He gently put the mud on the man’s eyes. Jesus told the blind man to go wash in a certain pool.

The man did what Jesus said. He could see! He was not blind!

“Isn’t that the man who was blind?” some people asked.

Others said, “It must be someone who looks like him.”

The man said, “No, it is me!” The man explained what Jesus did.

The leaders talked to the man. The man told them what Jesus did.

The leaders talked to the man’s parents. “We know he was blind but now he can see,” the parents said. “Ask him what happened.”

The leaders asked the man again. The man said that Jesus did it. “I know I was blind and now I see! Jesus must be from God. This is something only God could do.”

- » **Talk about the Bible story.** Lay Teaching Picture 3 on the floor. Toss the beanbag to a child and tell her to toss the beanbag onto the picture. Ask her to tell something from the Bible story. Repeat for each child to tell something from the story.
- » **Talk about Jesus.** Show the Life Point and read it. Ask how Jesus helped in today’s Bible story. Tape the Life Point to the “Unit 1 Banner.” Review the other Life Points. Lay Teaching Picture 3 on the floor. Toss the cube and ask the questions. Repeat with other Teaching Pictures.
- » **Say a Bible verse.** Open the Bible to Matthew 14:14 and read the verse. Say the verse together. Pass the marked Bible around the group, asking each child to open the Bible to the verse. Say the verse each time a child opens the Bible.
- » **Wrap it up.** Show the “Jesus Healed a Man Born Blind” video. Lead kids to pray and thank God for Jesus after the video.

### CHOOSE

*your own*

### SCHEDULE

**Decide when to have group time; then select learning activities to use before and/or after group time.**



- » Pack Items 1, 4, 7, 10: “Unit 1 Banner,” “Acts 2:22,” “Unit 1 Life Points,” “Question Cube”
- » Teaching Pictures 1–3
- » Music
- » Videos
- » Beanbag, tape, sticky note
- » Place the sticky note in the Bible at Matthew 14:14.



## BIBLE-LEARNING ACTIVITIES

- › Kids Activity Pages
- › Printables: “Allergy Alert”
- › Large bin with sand, small spray bottle with water, drop cloth, pencils, cups and scoops (optional)

- › Teaching Picture 3
- › Air-dry clay, rolling pins, craft sticks, plastic plates

- › Pack Item 13: “Unit 1 Word Cards”
- › Bible, magnetic or plastic letters, oatmeal box or gift bag, blindfold, index cards, marker

### MOLD SAND

*Post the allergy alert for parents to see. Spread the drop cloth on the floor and set the bin with sand in the middle of the drop cloth. Lightly spray the sand with water before the session.*

- › Lead kids to complete the activity on the Activity Page. Talk about the Bible story.
- › Point out that Jesus placed mud on the man’s eyes.
- › Lead kids to use their hands to mold and scoop the sand. Allow them to spray the sand to make it more damp (as you choose).
- › Offer cups and scoops for kids to pour and mold the sand, too.
- › Say the Life Point: Jesus can help people. Talk about the blind man and the ways that Jesus helped him.
- › Suggest a child write *Jesus’* name in the sand with his finger. (*nature*)

### MAKE HANDPRINTS

- › Give each child a small ball of clay. Lead the kids to flatten their clay to be at least the same size as one of their hands.
- › Talk about the Bible story. Tell kids that Jesus helped the man see by using mud and His hands.
- › Tell a child to place her flattened clay on a plastic plate. She can press her hand into the clay to make a handprint. She can use a craft stick to draw lines, write her name or other words, or make designs.
- › Set aside the handprints or sculptures to dry. Tell kids the sculptures must dry overnight to harden.
- › Say the Life Point. Tell kids that Jesus helped the man who was blind and other people, too. Remark that Jesus taught people what God is like. Encourage kids to tell stories about Jesus they remember. (*art*)

### SPELL WORDS

*Place the letters inside the oatmeal box. Mark today’s Bible verse with an index card.*

- › Read the word cards and talk about each word.
- › Tell kids they will play a game to spell the words.
- › Help a child put on a blindfold. Call out the letters of the word *miracle*, one at a time. The child can reach into the oatmeal box and find that letter by feel.
- › Tell kids that Jesus helped the blind man and healed him. The healing was a miracle.
- › Help a child open the Bible to the marked verse. Find the verse on the page. Say the verse together.
- › Print other words on index cards for children to spell. (*games*)



**MAKE PUPPETS**

- » Invite kids to make puppets of Jesus, disciples, the blind man, and other Bible people. They may choose how to make their puppets.
- » Talk about the Bible story.
- » Lead kids to find and say the Unit Verse.
- » Talk about things Jesus did. Look at the banner and read the Life Points attached to it.
- » Suggest kids use their puppets to play out Bible stories about Jesus.
- » Say today's Life Point together: Jesus can help people. (*dramatic play*)

**READ BOOKS**

- » Read books with the kindergartners. Encourage them to use the flashlights to read or spotlight words or pictures about Jesus.
- » Help a child open the Bible to Matthew 14:14 and shine a flashlight on it.
- » Say the verse together. Talk about ways Jesus helped the blind man and other people.
- » Find the word *miracle* in the book *Jesus Is Powerful*. Talk about the things Jesus did that were miracles.
- » Pray and thank God for Jesus. (*books*)

**WORK PUZZLES**

*Cut each of the missions pictures into 4–6 pieces. Lay all the puzzles on a table or trays on the floor.*

- » Invite boys and girls to work the puzzles.
- » Talk about the people pictured on the puzzles. Say that people everywhere need to learn that Jesus helps people.
- » As you look at the pictures on the puzzles, identify ways people may need help.
- » Tell kids that missionaries work in our country and in other countries to tell people about Jesus.
- » Find countries on the map or globe.
- » Sing "Mighty Is He." (*puzzles*)

**USE THE COLORING SHEET**

*Print a copy of the coloring sheet for each child.*

- » Lead kids to color the page.
- » Provide interlocking plastic blocks for kids to use to build. Challenge them to build with their eyes closed.
- » Talk about how Jesus helped the blind man.

**CLEAN UP**

- » Play "We Can Work" and guide boys and girls to sing along as they help clean the room.

» Pack Items 1, 4, 7: "Unit 1 Banner," "Acts 2:22," "Unit 1 Life Points"

» Bible, paper bags, markers, construction paper, scissors, glue sticks, colored tape, paper plates, craft sticks

» Pack Item 14: *Jesus Is Powerful*

» Bible, books about Jesus, flashlights

» Pack Item 8: "People Puzzles"

» Printables: "Unit 1 Missions"

» World map or globe, scissors

» Printables: "Jesus Healed a Man Born Blind" Coloring Page

» Crayons, interlocking plastic blocks

» **Option:** Send the sheet home as a story reminder the kids can color during the week.

» Music

# JESUS HEALED A MAN BORN BLIND



## TRANSITION/GROUP TIME

### SNACK

Include the children in the distribution of the snack. Ask for one or more volunteers to pray. Lead the kindergartners to clean up after the snack. Thank them for their help.

### MOVE TO GROUP TIME

Dim the lights. Tell kids to move carefully to group time as if they had difficulty seeing. Do not make the room completely dark.

### TALK ABOUT THE BIBLE STORY

#### JESUS HEALED A MAN BORN BLIND, JOHN 9:1-34

- » Tell kids that the man in today's Bible story was blind; he could not see at all. Note that he had always been blind since he was born.

### SUMMARIZE THE BIBLE STORY

- » Jesus' disciples asked Him about a blind man.
- » Jesus spit on the ground and made mud.
- » Jesus put mud on the man's eyes and told him to wash off the mud in a pool.
- » The man obeyed Jesus. He could see! He was not blind anymore.
- » People were surprised. They asked the man about what happened.
- » The man explained what Jesus did to make him see.
- » The man said, "I know I was blind but now I see. Jesus must be from God. This is something only God could do."

### REVIEW THE BIBLE STORY

- » How long had the man been blind?
- » What did Jesus put on the man's eyes?
- » What happened after the man washed in the pool?
- » What did the man say about Jesus?

### EMPHASIZE THE LIFE POINT

- » Tell the kids that Jesus can help people.

### ROOM

### YOUR TEACHING PARTNER(S)

### DATE OF USE

### LEVEL OF BIBLICAL LEARNING

Jesus taught people what God is like.

### LIFE POINT

Jesus can help people.

### UNIT VERSE

Jesus did things no one else could do. *Acts 2:22*

### WEEKLY VERSE

Jesus loved and helped people. *Matthew 14:14*

## SING TOGETHER

Sing to the tune of “Farmer in the Dell”:

*Jesus loves and helps,  
Jesus loves and helps,  
Jesus helped the man born blind,  
Jesus loves and helps.*

## SAY THE BIBLE VERSE

Open the Bible to Matthew 14:14 and read the Bible verse. Lead kids to say the verse as they clap on each word. Repeat the verse, as kids stomp as they say each word. Repeat the verse once more, leading kids to pat their knees on each word.

## PRAY

Lead kids to take turns thanking God for Jesus. Pray to close: “God, we thank You for Your Son, Jesus, who loves and helps people.”

## BIBLE-LEARNING ACTIVITIES

**Emphasize during the activities: Jesus can help people.**

- 1. Make texture rubbings.** Provide drawing paper and crayons. Lead kids to feel for different textures in the room. When they find a texture, they can place their paper over the texture and rub with a crayon to create the texture design. Provide some textures for rubbing by bringing in different grades of sandpaper. Kids can place paper over the sandpaper and rub to see the texture. Comment that blind people often use their fingers to feel textures and shapes since they cannot see. Talk about the Bible story.
- 2. Use people figures.** Invite kids to use the people figures with blocks. They can build houses or other locations for the people figures. As they play, say that Jesus loved and helped people. Jesus loves people today, too. Talk about the Bible story and note the way that Jesus helped the blind man. Encourage kids to repeat the Life Point with you.
- 3. Play a spying game.** Look through a cardboard tube to “spy” something. Describe to kids what you see and lead

them to guess what you have spied. Give kids opportunities to look through the tube and describe something for others to guess. Talk about the Bible story. Tell kids that the blind man could not see anything before Jesus helped him. Say that Jesus could do things that no other person could do. Help kids open a Bible to John 9 and find the Bible story.

- 4. Write words.** Offer paper and pencils. Lead kids to write their names or other words they know. After kids write a few words, suggest they close their eyes and try to write their names or write the letters you call out. Call out the letters for Jesus’ name. Ask kids if writing when they could not see was difficult. Tell kids that the man born blind had some challenges. Jesus helped him see.

## CLEAN UP

Give specific cleanup instructions to kids so they will know what to do. Tell kids to move to the group area after cleanup is complete.

## MOVE TO A VERSE

Lead kids to follow your movements as you say the Bible verse together. Clap above your head as you say “Jesus.” Clap to your right side as you say “loved.” Clap to your left side as you say “and.” Clap down near your right knee as you say “helped.” Clap near your left knee as you say “people.” Repeat the verse and claps a few times. Ask kids to tell you how Jesus helped the blind man. Invite kids to suggest other movements for the verse words. Say the verse with the new movements.

## DISMISS

Give each child a high five when his parents arrive. Help him gather his belongings, including a Kids Activity Page.





## UNIT VERSE


Jesus did things no one  
else could do.

—ACTS 2:22

Remember the

**BIBLE STORY**

Circle the pictures that  
show something or  
someone from the Bible  
story. Tell the story using  
the pictures you circled.





# BIBLE STUDIES FOR LIFE®

1

## CONVERSATION

### *Jesus Healed a Man Born Blind*

**JOHN 9:1-34**

One day Jesus and His disciples saw a blind man. The man had never been able to see anything in his entire life. The disciples asked Jesus about the man.

Jesus spat on the ground to make mud out of the dirt. He gently put the mud on the man's eyes. Jesus told the blind man to go wash in a certain pool.

The man did what Jesus said. He could see! He was not blind!

"Isn't that the man who was blind?" some people said.

Others said, "It must be someone who looks like him."

The man said, "No, it is me!" The man explained what Jesus did.

The leaders talked to the man. The man told them what Jesus did.

The leaders talked to the man's parents. "We know he was blind but now he can see," the parents said. "Ask him what happened."

The leaders asked the man again. The man said that Jesus did it. "I know I was blind and now I see! Jesus must be from God. This is something only God could do."



#### THE BIBLE MEETS LIFE

Parents, today your child learned that Jesus can help people. Jesus healed a man who was born blind so that He could display the greatness and glory of God, the One who sent Him.

#### LIVE IT OUT

Review today's Bible story with your child. Remind your child that Jesus helped the blind man by giving him the ability to see. Explain that Jesus showed God's power by helping people. Pray, thanking Jesus for helping people.

#### LEVEL OF BIBLICAL LEARNING

Jesus taught people what God is like.

#### DAILY BIBLE READING

**Sunday:** 1 Corinthians 4:20

**Monday:** Matthew 6:33

**Tuesday:** Ephesians 3:20

**Wednesday:** Psalm 81:10

**Thursday:** 2 Corinthians 9:10

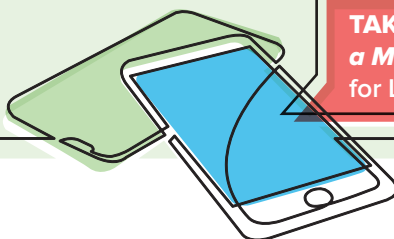
**Friday:** 2 Corinthians 9:8

**Saturday:** 2 Peter 1:3

**WEEKLY BIBLE VERSE:** Jesus loved and helped people. Matthew 14:14

**LIFE POINT:** Jesus can help people.

**TAKE IT FURTHER:** Check out the *Jesus Healed a Man Born Blind* section of the Bible Studies for Life: Kids Family App.





## JESUS HEALED THE OFFICIAL'S SON

JOHN 4:46-54 • TEACHING PICTURE 1



# JESUS HEALED THE OFFICIAL'S SON

—John 4:46-54

Jesus and His disciples were in the town of Cana. An official, a man who worked for the king, came from another town. He wanted to talk to Jesus. The man's son was sick and about to die. The man asked Jesus to come and heal his son.

"Come before he dies," the man said.

Jesus said, "Go home. Your son will live."

The man believed what Jesus said. He started to walk home. On the way home, he saw some of his workers. They told him that his boy was alive. The man asked when his son got better.

"He began to get better at one o'clock in the afternoon yesterday," the workers said.

The man thought about the words Jesus said. The boy began to get better at the same time Jesus spoke to him. The man knew that Jesus was God's Son. Jesus spoke the words, and the boy was healed.

**UNIT VERSE:** Jesus did things no one else could do. Acts 2:22

**WEEKLY VERSE:** Jesus did things no one else could do. Acts 2:22

**LIFE POINT:** Jesus can heal people.

## GROUP TIME

**Sing and move.** Play "The Dancin' Song." Lead kids to move as it suggests.

**Say a Bible verse.** Show the banner and read the title. Tell kids that Jesus did things that no one else could do. During this unit, kids will think about powerful things that Jesus did. Read Acts 2:22 together. Lead kids to say the verse with you. Alternate saying the verse loudly and softly.

**Tell the Bible story.** Ask kids to listen for what Jesus did that no one else could do. Tell the Bible story in your own words.

**Think about what Jesus did.** Read today's Life Point. Tell kids that Jesus healed the man's son just by speaking. Jesus did not see or touch the boy. Jesus performed miracles. Jesus has power to do miracles because He is God's Son. Tape the Life Point to the bottom of the "Unit 1 Banner." Review the Bible story.

**Recall the Bible story.** Talk about what is shown in the Teaching Picture. Encourage kids to recall the Bible story. Allow a child to toss the "Question Cube." Read the question and allow the child to answer. Repeat with each child.

**Pray and sing.** Thank God for all the things Jesus did. Sing "Jesus Is Powerful."

**Wrap it up.** Show "Jesus Healed the Official's Son" video. Read the title on the banner and review how Jesus was powerful in the Bible story.



## **JESUS CALMED A STORM**

MARK 4:35-41; LUKE 8:22-25 • TEACHING PICTURE 2

# JESUS CALMED A STORM

—Mark 4:35-41; Luke 8:22-25

Jesus had been teaching by the Sea of Galilee. In the evening Jesus told His disciples, “Let’s go to the other side of the lake.” They began to move across the lake. Jesus went to sleep in the back of the boat.

The wind began to blow. A large storm blew over the lake. Waves splashed against the boat, and water began to fill the boat. The men tried to sail the boat in the strong wind and waves.

The disciples were afraid. They called to Jesus. “Teacher!” they said. “We are going to die!” They woke up Jesus. Jesus stood.

Jesus called to the wind. He said to the lake, “Quiet! Be still!”

The wind stopped blowing. The waves stopped. The lake was calm.

Jesus said, “Why were you so afraid? Don’t you trust Me to take care of you?”

Jesus’ disciples were amazed. They said, “Even the wind and the sea obey Jesus!” They knew that Jesus was not like any other man.

**UNIT VERSE:** Jesus did things no one else could do.  
Acts 2:22

**WEEKLY VERSE:** Jesus told the wind and sea to be still.  
Both became calm. Mark 4:39

**LIFE POINT:** Jesus can tell the weather what to do.

## GROUP TIME

**Sing together.** Give each child a pair of rhythm sticks. Sing “Mighty Is He” and lead kids to tap the sticks on the beat as they sing the song.

**Think about Jesus.** Show the word card *miracle*. Read the definition on the back of the card. Tell kids that Jesus is God’s Son, and He can do things that no other person can do. Remind kids that Jesus taught people what God is like. Show Teaching Picture 1 and recall last week’s Bible story. Note what the miracle in that story was. (*healing the official’s son*)

**Pray.** Thank God for Jesus, His Son. Offer opportunities for each child to pray and thank God, too.

**Tell the Bible story.** Tell kids that they will hear about another miracle that Jesus did. Open the Bible to Luke 8 and tell the Bible story.

**Recall the Bible story.** Show Teaching Picture 2. Talk about what is shown in the picture. Ask kids to tell what miracle Jesus did in this Bible story. Encourage them to talk about other parts of the story. Say the Unit Verse together.

**Learn a Bible verse.** Open the Bible to Mark 4:39 and read the Weekly Verse. Use the rhythm sticks to click a steady beat and lead kids to repeat the verse a few times to the steady beat. Click the sticks a little faster and repeat the verse again.

**Talk about the Life Point.** Show the “Unit 1 Banner.” Talk about how Jesus showed His power in today’s Bible story. Read today’s Life Point and attach the Life Point to the bottom of the poster. Tell kids that no one else could make the weather change or could tell the weather what to do. Only Jesus did this because He is God’s Son.

**Wrap it up.** Show “Jesus Calmed a Storm” video.





## **JESUS HEALED A MAN BORN BLIND**

JOHN 9:1-34 • TEACHING PICTURE 3

# JESUS HEALED A MAN BORN BLIND

—John 9:1-34

One day Jesus and His disciples saw a blind man. The man had never been able to see anything in his entire life. The disciples asked Jesus about the man.

Jesus spat on the ground to make mud out of the dirt. He gently put the mud on the man's eyes. Jesus told the blind man to go wash in a certain pool.

The man did what Jesus said. He could see! He was not blind!

"Isn't that the man who was blind?" some people asked.

Others said, "It must be someone who looks like him."

The man said, "No, it is me!" The man explained what Jesus did.

The leaders talked to the man. The man told them what Jesus did.

The leaders talked to the man's parents. "We know he was blind but now he can see," the parents said. "Ask him what happened."

The leaders asked the man again. The man said that Jesus did it. "I know I was blind and now I see! Jesus must be from God. This is something only God could do."

**UNIT VERSE:** Jesus did things no one else could do.  
Acts 2:22

**WEEKLY VERSE:** Jesus loved and helped people.  
Matthew 14:14

**LIFE POINT:** Jesus can help people.

## GROUP TIME

**Toss a beanbag.** Play "What Did Jesus Do." Toss the beanbag to a child and tell her to toss it back. Continue, trying to toss back and forth on the beat. Stop the music and tell kids to close their eyes. Say a child's name and gently toss the beanbag to him. Guide him to toss it back. Repeat with other kids. Ask if it was difficult and a little scary to think about catching the beanbag with eyes closed.

**Tell the Bible story.** Display the Unit Verse poster. Say the verse together. Tell kids they will hear another story about Jesus doing something that no one else could do. Remind kids that Jesus taught people what God is like. Open the Bible to John 9 and tell the Bible story.

**Talk about the Bible story.** Lay Teaching Picture 3 on the floor. Toss the beanbag to a child and tell her to toss the beanbag onto the picture. Ask her to tell something from the Bible story. Repeat for each child to tell something from the story.

**Talk about Jesus.** Show the Life Point and read it. Ask how Jesus helped in today's Bible story. Tape the Life Point to the "Unit 1 Banner." Review the other Life Points. Lay Teaching Picture 3 on the floor. Toss the cube and ask the questions. Repeat with other Teaching Pictures.

**Say a Bible verse.** Open the Bible to Matthew 14:14 and read the verse. Say the verse together. Pass the marked Bible around the group, asking each child to open the Bible to the verse. Say the verse each time a child opens the Bible.

**Wrap it up.** Show the "Jesus Healed a Man Born Blind" video. Lead kids to pray and thank God for Jesus after the video.






IMAGE CREDIT: SHUTTERSTOCK.COM

# JEESUS IS POWERFUL



*Jesus did things  
no one else could do.*

**Acts 2:22**

Place Life Points Here

**Instructions:** Display the poster during Unit 1. Use the poster to talk about the power of Jesus.





# JESUS

*did things  
no one else  
could do.*

**Acts 2:22**





*Jesus can heal people.*

*Jesus can tell the  
weather what to do.*

*Jesus can help people.*

*Jesus can do things I  
cannot do.*

*Jesus can give people  
what they need.*



7

#### UNIT 1 LIFE POINTS

*Bible Studies for Life Kindergarten Leader Pack, Fall 2019*  
Printed in the USA

**Instructions:** Cut apart the strips. Use the strips in group time; attach the appropriate strip to the “Unit 1 Banner” (Pack Item 1) each week. Talk about the things that Jesus did. Lead kids to realize that Jesus was God’s Son and powerful.







JESUS

JESUS

JESUS

JESUS



**QUESTION CUBE**

*Bible Studies for Life Kindergarten Leader Pack, Fall 2019*  
Printed in the USA


**Instructions:** Cut out the cube and fold in the tabs. Use tape to seal the corners of the cube. Stuff with paper to make the cube more durable before sealing the final edge. Invite kids to roll the cube in group time and answer questions about the Bible story.







Jesus



heal



miracle





God's one  
and  
only Son



To make  
someone well



Unusual  
event that  
only God and  
Jesus can do







Jesus showed  
God's love. Jesus  
loves everyone.



JESUS  
*IS*  
POWERFUL

R. Scott Wiley




Jesus is God's Son. He can do things that no person can do. Something that only God and Jesus can do is called a *miracle*.





Jesus told the weather what to do. He walked on top of the water. He fed many people with just a little food. Since He is God's Son, Jesus is powerful.






Jesus healed people.  
He made people  
well. He made blind  
people see and deaf  
people hear. He  
made lame people  
walk. He healed all  
kinds of diseases.







## Jesus Healed a Man Born Blind

Jesus loved and helped people. *Matthew 14:14*

© 2019 LifeWay. Printed in the United States of America.  
*This item may be reproduced.*