



KINDERGARTEN

BIBLE STUDIES FOR LIFE®

JESUS IS POWERFUL
GOD'S AWESOME PROMISES
THE INCREDIBLE WORD OF GOD

KIDS LEADER GUIDE
FALL 2019

LifeWay | **Kids**

LIFE POINT

*Jesus can
heal people.*

JESUS HEALED THE OFFICIAL'S SON



LEVEL OF BIBLICAL LEARNING

Jesus performed miracles.

SCRIPTURE REFERENCE

John 4:46-54

WEEKLY VERSE

Jesus did things no one
else could do. *Acts 2:22*

UNIT VERSE

Jesus did things no one
else could do. *Acts 2:22*

SUGGESTED FOR THE WEEK OF

September 1



LEADER BIBLE STUDY

Jesus' love for people and His powerful acts on their behalf mean He is much more than a superhero. It means He is the Son of God! Only with the power of His heavenly Father could He love so deeply and act with such authority. It does not get more super than that. The Bible calls His super powers miracles, signs, wonders, mighty works, and powers. John calls the seven miracles he records about Jesus signs. John's Gospel points to life-changing faith decisions. You will know a miracle (or sign) by an immediate and powerful action of God that reveals His character or purposes.

An official traveled quite a distance to see Jesus. The man's son was dying. He begged Jesus to come back with him and heal his son. Jesus was aware of the people around Him who were there to see another miracle. He addressed the crowd, acknowledging they did not believe; they just liked the show. Seeing the father's belief, Jesus assured him that his son would live. The father did not seek a public spectacle but a private miracle. The man had faith that when he returned, his son would be healed. As he traveled back and before he arrived home, his servants met him with the news that his son's fever had left him. Upon further revelation he discovered his son's healing happened the very moment Jesus said his son would live. This was no coincidence; instead, it was a divine confirmation of God's love and power.

Jesus performs miracles today. When and where have you witnessed a miracle? How have you seen God's action? What does it reveal about His character and purposes?

How can you help the kids in your group understand that Jesus has the power to heal people, but not all people will be healed on earth?



GROUP TIME

- » **Sing and move.** Play “The Dancin’ Song.” Encourage kindergartners to listen to the song and move as it suggests.
- » **Say a Bible verse.** Show the “Unit 1 Banner” and read the title. Tell kids that Jesus is God’s Son and He did things that no one else could do. During this unit, kids will think about powerful things that Jesus did. Open the Bible to Acts 2:22 and read the verse. Lead kids to say the verse with you. Alternate saying the verse loudly and softly.
- » **Tell the Bible story.** Ask kids to listen for what Jesus did that no one else could do. Open the Bible to John 4 and tell the Bible story in your own words as you hold the Bible open on your lap.

JESUS HEALED THE OFFICIAL’S SON

—Based on John 4:46-54

Jesus and His disciples were in the town of Cana. An official, a man who worked for the king, came from another town. He wanted to talk to Jesus. The man’s son was sick and about to die. The man asked Jesus to come and heal his son.

“Come before he dies,” the man said.

Jesus said, “Go home. Your son will live.”

The man believed what Jesus said. He started to walk home. On the way home, he saw some of his workers. They told him that his boy was alive. The man asked when his son got better.

“He began to get better at one o’clock in the afternoon yesterday,” the workers said.

The man thought about the words Jesus said. The boy began to get better at the same time Jesus spoke to him. The man knew that Jesus was God’s Son. Jesus spoke the words, and the boy was healed.

- » **Think about what Jesus did.** Show today’s Life Point and read it. Tell kids that Jesus healed the man’s son just by speaking. Jesus was not in the same place as the boy and did not see or touch the boy. Jesus performed miracles. Jesus has power to do miracles because He is God’s Son. Tape the Life Point to the bottom of the “Unit 1 Banner.” Review the Bible story.
- » **Recall the Bible story.** Show the Teaching Picture. Talk about what is shown in the picture and encourage kids to recall the Bible story. Toss the “Question Cube” to a child. He can toss the cube. Read the question and encourage the child to answer it. Repeat with each kindergartner.
- » **Pray and sing.** Say that Jesus performed miracles. Pray and thank God for His Son and the powerful things He did. Sing “Mighty Is He.”
- » **Wrap it up.** Show “Jesus Healed the Official’s Son” video. Read the title on the “Unit 1 Banner” and review how Jesus was powerful in the Bible story.

CHOOSE

your own

SCHEDULE

Decide when to have group time; then select learning activities to use before and/or after group time.



- » Pack Items 1, 7, 10:
“Unit 1 Banner,” “Unit 1 Life Points,” “Question Cube”
- » Teaching Picture 1
- » Music
- » Videos
- » Tape



BIBLE-LEARNING ACTIVITIES

- › Pack Items 4, 8:
“Acts 2:22,” “People
Puzzles”
- › Bible, other wooden
puzzles with Jesus or
people

- › Pack Item 9: “Jesus’
Name Letters”
- › Kids Activity Pages
- › Bible, paper plates,
scissors, pencils,
masking tape

- › Pack Items 1, 7:
“Unit 1 Banner,” “Unit 1
Life Points”
- › Drawing paper, lined
paper, crayons, colored
pencils, gel pens

- › Teaching Picture 1
- › Bible times dress-
up clothes, robes,
headbands

WORK PUZZLES

- › Invite kindergartners to work the puzzles.
- › Point to the picture on a completed puzzle. Talk about what is shown in the picture.
- › Point to a child in a puzzle. Say that an official was worried about his son because the son was sick. Talk about the Bible story.
- › Say the Life Point: Jesus can heal people.
- › Comment that people today go to doctors and that doctors often help people feel better. Note that only Jesus and God can heal someone or make the person completely well.
- › Say the Bible verse and encourage kids to say it with you. Help kids find the verse in a Bible. *(puzzles)*

PLAY A GAME

Cut the middles from paper plates to make rings. Prepare the letters.

- › Scatter the letters along a wall or in a large open area of the room. Use masking tape to make a tossing line a few feet away.
- › Invite kids to take turns tossing the rings onto the letters. Encourage them to try to get the letter in the middle of a ring.
- › Lead kids to complete the Activity Page. Talk about the Bible story.
- › Challenge kids to toss the rings onto the letters in order to spell Jesus’ name. Tell kids that Jesus can perform miracles.
- › Help a child open the Bible to Acts 2:22. Read the verse.
- › Talk about what Jesus did in the Bible story that no one else could do. *(games)*

WRITE ABOUT JESUS

- › Read the title on the banner to the kids. Talk about things they know that Jesus did.
- › Invite kids to use the materials to write words or draw pictures about Jesus.
- › Talk about the Bible story. Tell kids that Jesus healed the official’s son using only His words.
- › Read the words of the Life Point: Jesus can heal people.
- › Read the Unit Verse from the banner. Tell kids that Jesus did powerful things; things that no one else could do because He is God’s Son.
- › Suggest kids print the words of the Life Point or Bible verse on their pictures. *(art)*

DRESS IN BIBLE TIMES CLOTHING

Display the Teaching Picture near the dress-up clothing.

- › Suggest kindergartners dress in the clothes and pose the picture.
- › Talk about the Bible story. Say that Jesus healed people who were sick, blind, or could not walk.

- » Encourage kids to talk about stories they remember about Jesus' healing people.
- » Say the Life Point together.
- » Tell kids to play out other healing stories about Jesus.
- » Say the Unit Verse together. (*dramatic play*)

BUILD A CITY

- » Talk about the Bible story. Tell the kindergartners that an official came to talk to Jesus when the official heard that Jesus had come to the town of Cana.
- » Suggest kids build a city. They could build a present-day city or a Bible times city.
- » Say that Jesus helped people in many different ways. One way Jesus helped people is by healing people who were sick or physically disabled.
- » Say the Bible verse with the kindergartners. (*blocks*)

» Blocks, boxes, cardboard tubes, cardboard pieces, other building materials

RECORD VOICES

- » Say the Bible verse and encourage children to repeat it with you.
- » Record the group and individual kids saying the verse.
- » Look at the missions pictures. Comment that people all over the world need to hear about Jesus.
- » Talk about ways missionaries tell people about Jesus. Say that missionaries tell that Jesus healed people and did other things that no one else could do.
- » Help a child find the verse in the Bible. (*nature*)

» Printables: "Unit 1 Missions"
» Bible, digital recorder or other voice recorder

USE THE COLORING SHEET

Print a copy of the coloring sheet for each child.

- » Lead kids to color the page.
- » Talk about the Bible story as children work.
- » Say the Life Point.

» Printables: "Jesus Healed the Official's Son" Coloring Page
» Crayons
» **Option:** Send the sheet home as a story reminder the kids can color during the week.

CLEAN UP

- » Play "We Can Work" and guide boys and girls to sing along as they help clean up the room.

» Music

JESUS HEALED THE OFFICIAL'S SON



TRANSITION/GROUP TIME

SNACK

Include the children in the distribution of the snack. Ask for one or more volunteers to pray. Lead the kindergartners to clean up after snack. Thank them for their help.

MOVE TO GROUP TIME

Tell kids to walk up to a friend and shake hands. Tell them to shake hands with three friends and then move to group time.

TALK ABOUT THE BIBLE STORY

JESUS HEALED THE OFFICIAL'S SON, JOHN 4:46-54

- » Tell kids that Jesus did many things. Comment that today they will hear about a time Jesus healed someone.

SUMMARIZE THE BIBLE STORY

- » An official, a man who worked for the king, came to talk with Jesus.
- » The man told Jesus that his son at home was sick and about to die.
- » The man asked Jesus to heal his son.
- » Jesus said, "Go home. Your son will live."
- » The man believed Jesus. He walked toward his home in another town.
- » Men came and told him that the boy was alive and well.
- » Jesus spoke the words and the boy was healed.

REVIEW THE BIBLE STORY

- » Why did the official come to see Jesus?
- » What did Jesus say?
- » What happened to the official's son?
- » How did Jesus help?

EMPHASIZE THE LIFE POINT

- » Tell the kids that Jesus can heal people.

ROOM

YOUR TEACHING PARTNER(S)

DATE OF USE

LEVEL OF BIBLICAL LEARNING

Jesus performed miracles.

LIFE POINT

Jesus can heal people.

UNIT VERSE

Jesus did things no one else could do. *Acts 2:22*

WEEKLY VERSE

Jesus did things no one else could do. *Acts 2:22*

SING TOGETHER

Sing to the tune of “London Bridge”:

*Jesus is the Son of God,
Son of God, Son of God,
Jesus is the Son of God,
He healed people.*

SAY THE BIBLE VERSE

Open the Bible to Acts 2:22 and read the verse.

Say the first two words of the verse: “Jesus did” and ask kids to echo the words back. Say the next two words for kids to echo. Repeat until they have echoed all the verse. Say the complete verse together.

PRAY

Pray and thank God for His Son, Jesus. Allow volunteers to thank God, too.

BIBLE-LEARNING ACTIVITIES

Emphasize during the activities: Jesus can heal people.

- 1. Care for a sick friend.** Lay a blanket on the floor. Provide a tray with plastic dishes. Add a play doctor kit if available. Suggest kids pretend to be sick or to pretend to care for sick friends. Talk about things that people do to help those who are sick. Comment that doctors and parents can help kids feel better when they are sick and can give medicines to help people get better. Comment that only Jesus and God can make people well without medicine or anything else. Say that Jesus can heal people and do other things that no one else can do. Open the Bible to Acts 2:22 and read the verse.
- 2. Spell names.** Offer magnet letters and magnet boards. Encourage kids to spell their names and the names of other people they know. Help a child spell *Jesus’* name. Talk about the Bible story and say that Jesus could heal people because He is God’s Son. Print other words from the Bible story and encourage kids to spell those words. Suggested words to spell: *heal, son, sick, God’s Son.*

- 3. Jump on a verse.** Print the words of the Bible verse on paper, one word per page. Tape the words in order in a path on the floor. Lead kids to take turns jumping on the verse path and saying the words of the verse. Talk about the Bible story and what Jesus did that other people could not do. Say that Jesus healed the official’s son just by speaking.

- 4. Read books.** Encourage kids to read books about Jesus or other books available in the room. They can read to one another or to the baby dolls. Talk about things that Jesus can do. Say that Jesus is powerful and can heal people. Help a child open a Bible to John 4:46-54 and find *Jesus’* name.

CLEAN UP

Invite children to clean up their activities. Give each child a specific task to do. Thank children for their work.

PLAY GAME

Use masking tape to make a 4-by-4 grid on the floor. Cut two colors of paper squares. Form two teams and assign each team one of the two colors. A player from Team 1 can toss a beanbag onto the grid and answer a question about the Bible story; if the answer is correct, the team can place one of its colored squares in the space. Repeat with Team 2. Continue to alternate turns until one team has four squares in a row.

DISMISS

Repeat the verse with each child as he leaves. Help the child gather his belongings and a Kids Activity Page.




Finish THE VERSE

Look at the pictures in the verse and find the matching picture below. Print the word in the blank to finish the Bible verse.

UNIT VERSE

Jesus did things no one
else could do.

—ACTS 2:22



did things



else could do.



JESUS

NO ONE



BIBLE STUDIES FOR LIFE®

1

CONVERSATION

Jesus Healed the Official's Son

JOHN 4:46-54

Jesus and His disciples were in the town of Cana. An official, a man who worked for the king, came from another town. He wanted to talk to Jesus. The man's son was sick and about to die. The man asked Jesus to come and heal his son.

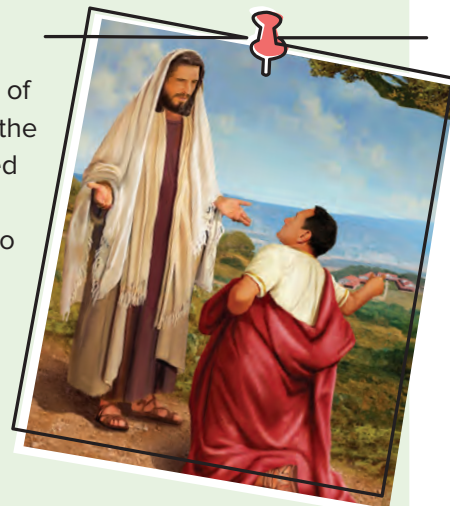
"Come before he dies," the man said.

Jesus said, "Go home. Your son will live."

The man believed what Jesus said. He started to walk home. On the way home, he saw some of his workers. They told him that his boy was alive. The man asked when his son got better.

"He began to get better at one o'clock in the afternoon yesterday," the workers said.

The man thought about the words Jesus said. The boy began to get better at the same time Jesus spoke to him. The man knew that Jesus was God's Son. Jesus spoke the words, and the boy was healed.



THE BIBLE MEETS LIFE

Parents, today your child learned that Jesus can heal people. Jesus used the power of God to help people who were sick, just as He healed a Roman official's son.

LIVE IT OUT

Fold a sheet of cardstock or construction paper in half to make a card. Give your child stickers and crayons or markers to decorate the card. Inside the card print *Jesus heals people*. Pray for someone you know who is ill and deliver the card to that person.

LEVEL OF BIBLICAL LEARNING

Jesus performed miracles.

DAILY BIBLE READING

Sunday: Acts 2:22

Monday: Philippians 4:19

Tuesday: Revelation 21:4

Wednesday: Psalm 30:2

Thursday: Isaiah 40:29

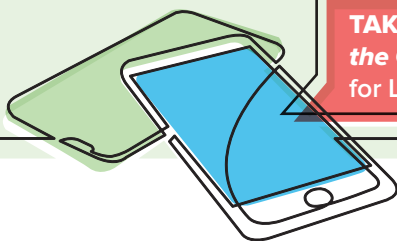
Friday: Matthew 10:1

Saturday: Psalm 147:3

WEEKLY BIBLE VERSE: Jesus did things no one else could do.
Acts 2:22

LIFE POINT: Jesus can heal people.

TAKE IT FURTHER: Check out the *Jesus Healed the Official's Son* section of the Bible Studies for Life: Kids Family App.





JESUS HEALED THE OFFICIAL'S SON

JOHN 4:46-54 • TEACHING PICTURE 1

JESUS HEALED THE OFFICIAL'S SON

—John 4:46-54

Jesus and His disciples were in the town of Cana. An official, a man who worked for the king, came from another town. He wanted to talk to Jesus. The man's son was sick and about to die. The man asked Jesus to come and heal his son.

"Come before he dies," the man said.

Jesus said, "Go home. Your son will live."

The man believed what Jesus said. He started to walk home. On the way home, he saw some of his workers. They told him that his boy was alive. The man asked when his son got better.

"He began to get better at one o'clock in the afternoon yesterday," the workers said.

The man thought about the words Jesus said. The boy began to get better at the same time Jesus spoke to him. The man knew that Jesus was God's Son. Jesus spoke the words, and the boy was healed.

UNIT VERSE: Jesus did things no one else could do. Acts 2:22

WEEKLY VERSE: Jesus did things no one else could do. Acts 2:22

LIFE POINT: Jesus can heal people.

GROUP TIME

Sing and move. Play "The Dancin' Song." Lead kids to move as it suggests.

Say a Bible verse. Show the banner and read the title. Tell kids that Jesus did things that no one else could do. During this unit, kids will think about powerful things that Jesus did. Read Acts 2:22 together. Lead kids to say the verse with you. Alternate saying the verse loudly and softly.

Tell the Bible story. Ask kids to listen for what Jesus did that no one else could do. Tell the Bible story in your own words.

Think about what Jesus did. Read today's Life Point. Tell kids that Jesus healed the man's son just by speaking. Jesus did not see or touch the boy. Jesus performed miracles. Jesus has power to do miracles because He is God's Son. Tape the Life Point to the bottom of the "Unit 1 Banner." Review the Bible story.

Recall the Bible story. Talk about what is shown in the Teaching Picture. Encourage kids to recall the Bible story. Allow a child to toss the "Question Cube." Read the question and allow the child to answer. Repeat with each child.

Pray and sing. Thank God for all the things Jesus did. Sing "Jesus Is Powerful."

Wrap it up. Show "Jesus Healed the Official's Son" video. Read the title on the banner and review how Jesus was powerful in the Bible story.




IMAGE CREDIT: SHUTTERSTOCK.COM

JESUS IS POWERFUL



*Jesus did things
no one else could do.*
Acts 2:22



Place Life Points Here

Instructions: Display the poster during Unit 1. Use the poster to talk about the power of Jesus.



JESUS

*did things
no one else
could do.*

Acts 2:22



Jesus can heal people.

*Jesus can tell the
weather what to do.*

Jesus can help people.

*Jesus can do things I
cannot do.*

*Jesus can give people
what they need.*



7

UNIT 1 LIFE POINTS

Bible Studies For Life Kindergarten Leader Pack, Fall 2019

Instructions: Cut apart the strips. Use the strips in group time; attach the appropriate strip to the “Unit 1 Banner” (Pack Item 1) each week. Talk about the things that Jesus did. Lead kids to realize that Jesus was God’s Son and powerful.



JESUS

JESUS

JESUS

JESUS

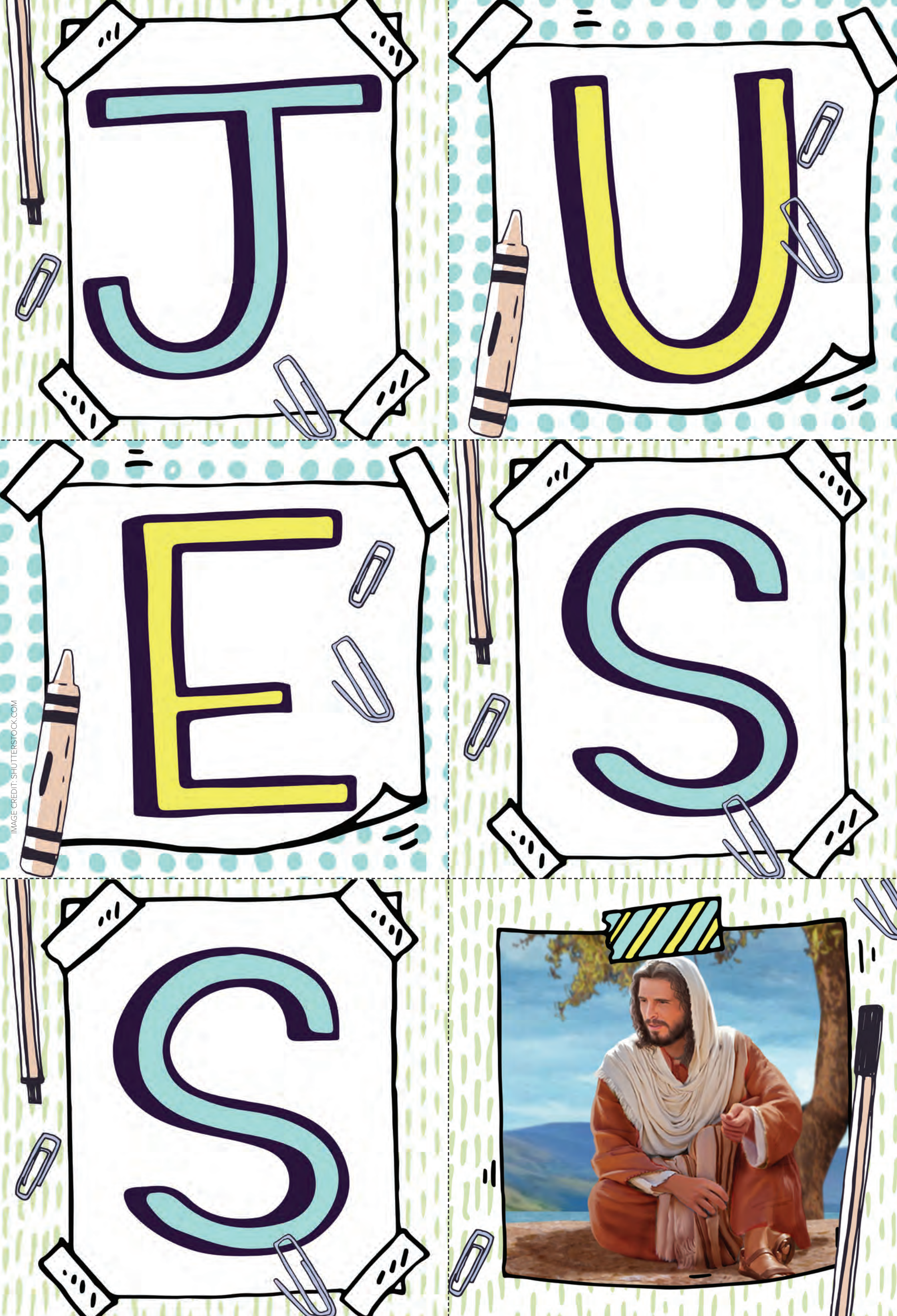



IMAGE CREDIT: SHUTTERSTOCK.COM

Instructions: Cut apart the letters. Place letters on the floor and lead kids to toss beanbags to land on the letters. Challenge kids to toss on the letters in order. Toss a beanbag on the picture of Jesus and tell something that Jesus did from a Bible story.

Instructions: Cut out the cube and fold in the tabs. Use tape to seal the corners of the cube. Stuff with paper to make the cube more durable before sealing the final edge. Invite kids to roll the cube in group time and answer questions about the Bible story.





Jesus Healed the Official's Son

Jesus did things no one else could do. Acts 2:22

© 2019 LifeWay. Printed in the United States of America.
This item may be reproduced.