

A photograph of two young boys, one Black and one Asian, looking intently at a tablet computer. The boy on the left is pointing at the screen. They are in a classroom setting with colorful decorations in the background.

3RD & 4TH GRADE

# BIBLE STUDIES FOR LIFE®

THE AMAZING POWER OF JESUS  
GOD'S AWESOME PROMISES  
THE EXTRAORDINARY WORD OF GOD

KIDS LEADER GUIDE  
FALL 2019

LifeWay | Kids

## LIFE POINT

Jesus  
has power over  
nature.

# JESUS CALMED A STORM

JESUS



## LEVEL OF BIBLICAL LEARNING

Jesus taught about faith, trust, and obedience to God.

## SCRIPTURE REFERENCE

Mark 4:35-41;  
Luke 8:22-25

## SUGGESTED FOR THE WEEK OF

September 8

## UNIT VERSE

Jesus of Nazareth was a man attested to you by God with miracles, wonders, and signs that God did among you through him.  
*Acts 2:22*

## WEEKLY BIBLE VERSE

He got up, rebuked the wind, and said to the sea, "Silence! Be still!" The wind ceased, and there was a great calm.  
*Mark 4:39*



## LEADER BIBLE STUDY

The Gospels are portraits of Jesus. Each is complete, and together they provide a comprehensive testimony to Jesus' life. The event of Jesus calming the storm is recorded in Mark and Luke as well as in Matthew. All provide wonderful details about this miracle. After sunset but before dark, Jesus told the disciples to take the boat across the Sea of Galilee to the other side. The boat was a small fishing boat, easily dragged onto shore and filled to capacity with thirteen riders. A few other boats went out with them.

A sudden and severe squall, common on the lake, challenged the skills of these professional fishermen. Mark was very honest about the disciples' reaction to Jesus sleeping in the boat. They complained and cried out in irritation, fear, and possibly even anger. When Jesus woke up, He commanded the storm to be still. After the storm calmed, Jesus asked, "Where is your faith?" The disciples did not trust God for their safety even though He was in the boat with them as the person of Jesus.

Luke did not imply that the disciples did not have faith, but he acknowledged they were not calling on it in the midst of this crisis. It is apparent that the Twelve had not come to terms with who Jesus truly is, but what they had just seen was opening their minds to the truth that Jesus is the Christ and Lord of all. Here they saw and experienced another sign of God's kingdom breaking in and restoring order to creation, something that only God could do. They must have connected some dots that Jesus was, in fact, God in the flesh.

God's rule will extend over all and bring creation back to its original design. But, like the disciples, you still may question if the Lord will show up when you need Him. Do you waffle between belief and unbelief? How do you answer Jesus' question, "Where is your faith?"

For children, a storm can be terrifying. Their lives are full of reminders that the world is not what God intended. How can you help your kids understand that one day God will make everything right again, and until then, Jesus promises to be with them in the person of the Holy Spirit?



## PRACTICE BIBLE SKILLS

- » Invite kids to sort the “New Testament Book Cards.” Set a timer for two minutes.
- » Before time expires, challenge kids to arrange the Bible books in order. Each child must use chopsticks in one hand. A player will pick up a card, place it on the table, and hand the chopsticks to the next player. Each player will continue picking up a card and putting it in order on the table.
- » Decrease the time limit as kids increase their skills and dexterities.
- » If desired, form two teams and guide teams to race with an equal number of cards.

- » Pack Item 3: “New Testament Book Cards” – Mix the cards, place them in a bowl, and place the bowl on a table.
- » Printables: “Books of the Bible Chart”
- » chopsticks
- » timer or smartphone
- » large bowl



## INTRODUCTORY ACTIVITY

- » Point out the “Natural Disaster Posters” displayed around the room.
- » Give each person eight sticky notes and a marker. Instruct the kids to number their notes 1–8.
- » Lead the kids to walk around the room and use the numbered sticky notes to rank the natural disasters in order of how powerful they think that natural disaster is (1 as the most powerful; 8 as the least powerful).
- » Guide the discussion as the kids work. Be prepared for kids to talk about their fears surrounding natural disasters.
- » When kids finish, discuss responses. Allow any kids who have personally experienced a natural disaster to share about their experiences.
- » Explain that while storms and natural disasters have great power, today the kids will learn that Jesus has power over nature.

- » Pack Item 6: “Natural Disaster Posters” – Display the posters around the room.
- » sticky notes (8 per person)
- » markers
- » masking tape
- » **Option:** “Jesus Calmed a Storm” coloring page (Printables)



## MISSIONS EMPHASIS

- » Explain that England has had kings and queens for thousands of years. The Rigneys are a missionary family who live in London, the capital of England.
- » Choose two kids to be a “king” (or “queen”) and an “ambassador.” The “king” will sit on his “throne” and silently will give a “Royal Message Card” to the “ambassador.”
- » The “ambassador” must draw a picture that will prompt the rest of the group to say the word on the card. The first person to guess the word becomes the new “ambassador” in the next round, and the “ambassador” becomes the “king.”
- » Tell kids that people from all over the world come to live in London.
- » Pray that many people in London would know Jesus and His love.

- » Printables: “International Missions: London” (“Royal Message Cards”)
- » marker board or poster board
- » dry erase markers



## STUDY THE BIBLE



- › Pack Items 1, 2: “Unit 1 Banner,” “Unit 1 Verse”
- › Teaching Picture 2
- › Music
- › Videos
- › masking tape—Tape a boat shape on the floor.

### Ideas for Storm Noises:

- shaking a sheet of poster board
- patting hands on legs
- rubbing palms together quickly
- snapping fingers

## 1. BIBLE STORY

- › Sing “Words to Use.”
- › Display the “Unit 1 Banner.” Remind kids that last week kids learned about Jesus’ power over sickness. During this session kids will learn about another way Jesus shows His power.
- › Lead the kids to restate some of the natural disasters they ranked in the Introductory Activity.
- › Explain that even in terrible storms and natural disasters, God is there. He provides help and hope through Jesus.
- › Challenge kids to listen to today’s Bible story to discover how Jesus showed His power over nature.
- › Point to the taped boat shape on the floor. Guide kids to use it to act out today’s story as you tell it. Assign the parts of Jesus and the disciples. Encourage stage hands to make storm noises or create “lightning” by turning lights off and on.
- › Open the Bible to Mark 4 and tell the story.

### BIBLE STORY: JESUS CALMED A STORM

One evening after a day of teaching by the sea, Jesus told His disciples, “Let’s cross to the other side.” They left the crowd behind and set sail for the opposite shore, with other boats following close by.

A fierce storm arose, and the waves crashed over the sides of the rocking boat. Sloshing, splashing water swamped the deck. Jesus had fallen asleep on a cushion in the back of the boat. Jesus continued to sleep soundly.

The disciples were terrified. “Teacher!” they cried. “Don’t You care that we’re going to die?”

Jesus got up and spoke to the storm. “Peace! Be still!” The wind stopped. The waves dropped. The sea was still and calm. Looking at His disciples, Jesus said, “Why are you afraid? Where is your faith?”

The disciples were amazed at Jesus’ miracle. They asked one another, “Who is this? He commands the wind and waves, and they obey Him!”

—BASED ON MARK 4:35-41; LUKE 8:22-25



## 2. REVIEW

- » Display the Teaching Picture and ask how the disciples might have felt as the storm rocked the boat.
- » Reword the Review Questions so the answers are true or false.
- » Guide kids to show their answers instead of saying them aloud. If the answer to a question is true, lead kids to calmly rock like a boat forward and back. If the answer is false, instruct kids to rock side by side wildly like in a storm.
- » Say each true/false statement and lead kids to demonstrate their answers.
- » **Option:** Show the “Notebook Bible Story” video.

## 3. LIFE ACTION

- » Remind kids that Jesus used His power as He taught about faith, trust, and obedience to God.
- » Invite kids to share how Jesus showed His power in today’s Bible story. Enlist a volunteer to read aloud Mark 4:39. Emphasize that Jesus has power over nature.
- » Explain that the storm terrified the disciples. They struggled to trust Jesus even though He was right there with them. Jesus spoke a few words and everything was calm.
- » Lead kids to share things in nature that make them happy, such as puppies, flowers, or sandy beaches.
- » Invite kids to name things in nature that might scare them, such as the dark, thunder, or tornadoes.
- » Explain that just as Jesus was with the disciples during the storm, Jesus also is with kids when they might be scared by things that happen in nature. Kids can trust Jesus’ power over nature.
- » Pray and thank God that Jesus has power over nature. Thank God for meeting our needs even when scary things happen around us.
- » **Option:** Show the “Mooseberry Life Application” video.

## 4. UNIT VERSE

- » Lead kids to read the “Unit 1 Verse” together and discuss the miracles, wonders, and signs God did through Jesus in today’s Bible story.
- » Form three groups of kids.
- » Assign one word from the Unit Verse to each group: *miracles*, *wonders*, and *signs*. Each group will jump up and shout its assigned word as everyone recites the verse together.
- » Reassign words and repeat the verse several times.

## REVIEW QUESTIONS

- » Where was Jesus when the storm started?  
(*asleep in the back of the boat*)
- » What did the disciples say to Jesus when they woke Him? (“*Teacher!*” *they cried. “Don’t You care that we’re going to die?”*)
- » How did Jesus stop the storm? (*He spoke to the wind and waves.*)
- » What did Jesus ask the disciples after He stopped the storm?  
(“*Why are you afraid? Where is your faith?*”)
- » Why do you think the disciples were afraid, even though Jesus was with them? (*Answers will vary.*)
- » What helps you remember that Jesus has control over nature?  
(*Answers will vary.*)

**Option for Unit Verse:**  
Teach the weekly Bible verse, Mark 4:39.



## LIVE IT OUT

### CHOICE 1

- › Pack Item 6: “Natural Disaster Posters”
- › Kids Activity Pages
- › pencils

### CHOICE 1

#### TRUSTING JESUS CIRCLE GAME

- › Guide kids to work together to complete “Scary Storms” and “Jesus Was There” on their Kids Activity Pages.
- › Place the “Natural Disaster Posters” on the floor in a circle.
- › Explain that kids will walk around the posters as music plays. When you stop the music, kids will point one foot toward the poster nearest them and respond to a question.
- › Play “Your Amazing Power, Jesus” to begin the game. Stop the music and read a question. Allow kids to respond. Then begin the music and play again.
  - What frightens you most about that type of natural disaster?
  - How would you trust Jesus if you were caught in a situation like that?
  - What would you say to someone who experienced that disaster?
  - How can you know Jesus is with you during a disaster like that?
  - Does Jesus have power over that natural disaster?
- › Remind kids that even though Jesus was with the disciples during the storm, they still struggled to trust Him. Emphasize that just like Jesus was with the disciples, He is with us, too. We can trust Him. His power is amazing—even over nature.

### CHOICE 2

- › Kids Activity Pages
- › pencils
- › knife or ice pick (leader use only)
- › 16-ounce plastic cup (1 per person)—Poke a hole in the bottom of each cup.
- › scissors
- › colored plastic tablecloth—Cut 6 1-by-24-inch strips per person.
- › colored masking tape
- › yarn—Cut 2-foot lengths. (1 per person)
- › permanent markers

### CHOICE 2

#### “PEACE! BE STILL!” WINDSOCKS

- › Direct kids to work together to complete “Scary Storms” and “Jesus Was There” on their Kids Activity Pages.
- › Guide each person to make a windsock using the following steps:
  - Take the yarn and poke both ends through the hole toward the inside of the cup.
  - Tie the two ends in a knot. Pull the string out of the cup to make a handle.
  - On the outside of the cup use a permanent marker to write phrases such as *Peace! Be still!*; *Jesus’ power is amazing!* or *Trust Jesus!*
  - Tape six plastic strips to the inside rim of the cup.
- › As kids work, guide them to talk about the Bible story.
- › Invite kids to hold the handle of their windsocks and move around the room to see the plastic strips fly in the air.
- › Gather the kids together and remind them how the disciples were terrified when the windstorm caused huge waves to crash over the boat. They had trouble trusting Jesus even though He was right there in the boat with them. Even though the storm raged, and Jesus was asleep, He was still in control.
- › Encourage kids to remember that Jesus created everything. His power is greater than anything that can happen. Kids can trust Jesus. He is always in control.

**CHOICE 3****POWER PLAY GAME**

- » Guide kids to work together to complete “Scary Storms” and “Jesus Was There” on their Kids Activity Pages.
- » Explain that in hockey, a power play happens when a player is sent to the penalty box. This gives the opposing team a numerical advantage because they have more players on the ice.
- » Invite the kids to play a game where one team has a numerical advantage over the other.
- » Create a goal by placing the cones at one end of the room about two feet apart.
- » Form two teams. Assign a player from Team A to protect one goal. Two players from Team B will use pool noodles (as hockey sticks) to pass the ball to each other at least three times before shooting for a goal.
- » Each time players score a goal, their team will name a way that God provides through His power. Each time a goalie blocks a goal, his team will name a way to trust Jesus in a difficult situation.
- » Switch players after each round and continue play.
- » Mention that sometimes we may feel like a storm has a power play advantage over us, but we can trust Jesus. He always has power over nature.

**WRAP UP**

- » Encourage kids to trust Jesus during rough storms and remember that Jesus has power over nature.
- » Pray, praising Jesus for His amazing power over nature.
- » Give kids One Conversation™ pages.

**CHOICE 3**

- » Kids Activity Pages
- » pencils
- » 2 pool noodles
- » plastic ball
- » 2 cones or plastic cups


# UNIT 1 SESSION 2


## Jesus Calmed a Storm


### SCARY STORMS


How would you encourage these friends to trust Jesus during scary storms?

Write your answers in the space provided.

 A hurricane is coming and everyone is evacuating. Jairon is afraid of what might happen to his home. \_\_\_\_\_

 Addison's dad got laid off from his job again. She is worried that her family might have to leave their apartment if they can't afford to pay the rent. \_\_\_\_\_

 Max's dog died. He is sad when he walks in the door at home and his dog is not there to greet him anymore. \_\_\_\_\_

 Ellie was diagnosed with a learning disability. She is embarrassed and afraid about what her friends will say if they find out. \_\_\_\_\_

### UNIT VERSE

Jesus of Nazareth was a man attested to you by God with miracles, wonders, and signs that God did among you through him.  
ACTS 2:22 CSB

### Gospel Power



Death is a natural part of living. God created people to have physical lifetimes that begin at birth and end in death. But through His resurrection, **Jesus showed He has over death.** Because Jesus crushed sin and death, we share in His over death when we trust in Him as Savior. Yes, our physical bodies may still die, but we can be sure that we will live forever in heaven by placing our faith in Jesus Christ.



### JESUS Was There

Did you know that Jesus was present at creation? **God is three in One: Father, Son, and Holy Spirit.** Jesus is God, the Son. That means He has always been since the beginning of time. Find each verse and match it to what it says about Jesus' power over nature and how He participated in creation.

Colossians 1:16

Colossians 1:17

John 1:3

John 1:10

1 Corinthians 8:6

- ☐ The world was made through Jesus.
- ☐ Nothing has been made without Jesus.
- ☐ All things, including all people, exist through Jesus.
- ☐ Jesus holds the world together.
- ☐ By Him all things were created, both in heaven and on earth.



# BIBLE STUDIES FOR LIFE®

1

## CONVERSATION

### Jesus Calmed a Storm

**MARK 4:35-41; LUKE 8:22-25**

One evening after a day of teaching by the sea, Jesus told His disciples, "Let's cross to the other side." They left the crowd behind and set sail for the opposite shore, with other boats following close by.

A fierce storm arose, and the waves crashed over the sides of the rocking boat. Sloshing, splashing water swamped the deck.

Jesus had fallen asleep on a cushion in the back of the boat. Jesus continued to sleep soundly.

The disciples were terrified. "Teacher!" they cried. "Don't You care that we're going to die?"

Jesus got up and spoke to the storm. "Peace! Be still!" The wind stopped. The waves dropped. The sea was still and calm. Looking at His disciples, Jesus said, "Why are you afraid? Where is your faith?"

The disciples were amazed at Jesus' miracle. They asked one another, "Who is this? He commands the wind and waves, and they obey Him!"

**WEEKLY BIBLE VERSE:** Mark 4:39

**LIFE POINT:** Jesus has power over nature.



#### THE BIBLE MEETS LIFE

Parents, today your child learned that Jesus has power over nature. The disciples became frightened while rowing through a storm as Jesus slept. Jesus displayed His awesome power when the disciples cried out for help.

#### LIVE IT OUT

Use the verses in the Daily Bible Readings from this page to learn more about Jesus' power over nature. Because Jesus was fully God, as well as fully man, He had power from God. Sing a song of praise for God's power.

#### LEVEL OF BIBLICAL LEARNING

Jesus taught about faith, trust, and obedience to God.

#### DAILY BIBLE READING

**Sunday:** Mark 4:39

**Monday:** Jeremiah 5:22

**Tuesday:** Psalm 148:8

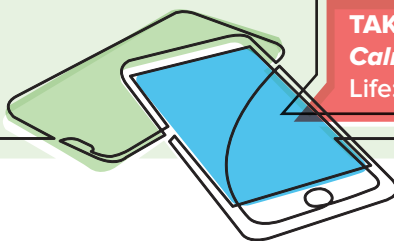
**Wednesday:** Job 38:8

**Thursday:** Matthew 17:27

**Friday:** Jeremiah 10:13

**Saturday:** Matthew 21:19

**TAKE IT FURTHER:** Check out the *Jesus Calmed a Storm* section of the Bible Studies for Life: Kids Family App.





# JESUS CALMED A STORM

MARK 4:35-41; LUKE 8:22-25 • TEACHING PICTURE 2

Printed in the USA

## UNIT VERSE

ACTS 2:22

## WEEKLY BIBLE VERSE

MARK 4:39

# Jesus Calmed a Storm

One evening after a day of teaching by the sea, Jesus told His disciples, “Let’s cross to the other side.” They left the crowd behind and set sail for the opposite shore, with other boats following close by.

A fierce storm arose, and the waves crashed over the sides of the rocking boat. Sloshing, splashing water swamped the deck. Jesus had fallen asleep on a cushion in the back of the boat. Jesus continued to sleep soundly.

The disciples were terrified. “Teacher!” they cried. “Don’t You care that we’re going to die?”

Jesus got up and spoke to the storm. “Peace! Be still!” The wind stopped. The waves dropped. The sea was still and calm. Looking at His disciples, Jesus said, “Why are you afraid? Where is your faith?”

The disciples were amazed at Jesus’ miracle. They asked one another, “Who is this? He commands the wind and waves, and they obey Him!”

**MARK 4:35-41; LUKE 8:22-25**

## Review Questions

- » Where was Jesus when the storm started? (*asleep in the back of the boat*)
- » What did the disciples say to Jesus when they woke Him? (“*Teacher!*” they cried. “*Don’t You care that we’re going to die?*”)
- » How did Jesus stop the storm? (*He spoke to the wind and waves.*)
- » What did Jesus ask the disciples after He stopped the storm? (“*Why are you afraid? Where is your faith?*”)
- » Why do you think the disciples were afraid, even though Jesus was with them? (*Answers will vary.*)
- » What helps you remember that Jesus has control over nature? (*Answers will vary.*)



THE AMAZING

# POWER of JESUS







*Jesus of Nazareth was  
a man attested to you by  
God with miracles, wonders,  
and signs that God did  
among you through him.*



*Jesus of Nazareth was  
a man accredited by God  
to you by miracles, wonders  
and signs, which God did  
among you through him.*



**INSTRUCTIONS:** Cut apart and select your preferred translation.  
Use with Unit 1 sessions.





*Jesus of Nazareth, a Man  
attested by God to you by  
miracles, wonders, and signs  
which God did through Him  
in your midst.*



**ACTS 2:22**

NKJV



*Jesus of Nazareth, a man  
attested to you by God with  
mighty works and wonders  
and signs that God did through  
him in your midst.*



**ACTS 2:22**

ESV



1	2	3
<i>Matthew</i>	<i>Mark</i>	<i>Luke</i>
4	5	6
<i>John</i>	<i>Acts</i>	<i>Romans</i>
7	8	9
<i>1 Corinthians</i>	<i>2 Corinthians</i>	<i>Galatians</i>
10	11	12
<i>Ephesians</i>	<i>Philippians</i>	<i>Colossians</i>
13	14	15
<i>1 Thessalonians</i>	<i>2 Thessalonians</i>	<i>1 Timothy</i>
16	17	18
<i>2 Timothy</i>	<i>Titus</i>	<i>Philemon</i>
19	20	21
<i>Hebrews</i>	<i>James</i>	<i>1 Peter</i>
22	23	24
<i>2 Peter</i>	<i>1 John</i>	<i>2 John</i>
25	26	27
<i>3 John</i>	<i>Jude</i>	<i>Revelation</i>





**LIGHTNING**



**TORNADO**



**HURRICANE**



**WILDFIRE**



**FLOOD**



**MUDSLIDE**



**EARTHQUAKE**



**BLIZZARD**



# London, England



Aden and Addyson Rigney are missionary kids living in London, England with their dad, Chad, their mom, Lynsi, and their little sister, Evelyn. London is a large city. People from many different countries live there. This makes London one of the most different cities in the world!

London is also a very popular city for tourists. People travel to London to see things like Big Ben—a gigantic clock, the London Eye—a super-sized Ferris wheel, and Buckingham Palace—a massive home where the queen lives. For the Rigney family, however, the biggest reason they moved to this city was to tell people about Jesus.


People in London speak over three hundred different languages. They eat many different types of foods, and they believe many different things about God. Some might believe there is more than one true God, and others might not believe in God at all. It is not unusual for the Rigney's to meet people who have never even heard the good news about Jesus.

The Rigney family look for ways to meet a lot of people so they can share the gospel with them. Chad Rigney builds websites that help more people learn about God. Aden and Addyson sing and play music to share Jesus with others.

You are a part of God's plan for people in London to hear the gospel, too. You can pray! Pray for the Rigney family in London. Ask God to help them do whatever He asks and to give them more opportunities to share God's love.

## You Need to Know

- ☐ England is the largest country in Great Britain and is ruled by a king or queen. Missionaries living in England are there to tell people Jesus is King.
- ☐ There is a red cross on the flag of England, but a large number of people living in this country do not know that Jesus died on a cross to be the perfect sacrifice for our sins.
- ☐ London is the capital of England and is the country's largest city. It has been called "a world in one city" because there are people living there from so many different countries, cultures, and nations.
- ☐ English is the official language of England, but in the city of London more than three hundred other languages are spoken.
- ☐ Hundreds of people groups (people who share the same language and culture) living in London come from countries where there is little or no way to hear the gospel. Most Londoners do not follow Jesus. Many people have never even met a follower of Jesus.
- ☐ There are forty-eight universities in the city of London. Missionaries working with the college students invite them to meals and Bible studies in coffee shops.



**UNIT 1 MISSIONS: ROYAL MESSAGE CARDS**

*Bible Studies for Life Kids Grades 1–6 Printables, Fall 2019*

© 2019 LifeWay

**INSTRUCTIONS:** Print, cut apart, and use with Unit 1 sessions.



x  
—  
—



INTERNATIONAL MISSIONS

# London, England



**UNIT 1 MISSIONS: RIGNEY FAMILY PRAYER CARD**  
*Bible Studies for Life Kids Grades 1–6 Printables, Fall 2019*  
© 2019 LifeWay

**INSTRUCTIONS:** Print, cut apart, and use with Unit 1 sessions.





## UNIT 1 MISSIONS: MAP OF UNITED KINGDOM

*Bible Studies for Life Kids Grades 1–6 Printables, Fall 2019*

© 2019 LifeWay

**INSTRUCTIONS:** Print, cut apart, and use with Unit 1 sessions.



# London, England



**BIG BEN** is the nickname for the giant bell in the clock tower at the Houses of Parliament. The bell weighs thirteen tons.



**BUCKINGHAM PALACE** is the official London residence of kings and queens. It has 775 rooms.

## UNIT 1 MISSIONS: LONDON LANDMARKS

Bible Studies for Life Kids Grades 1–6 Printables, Fall 2019

© 2019 LifeWay

**INSTRUCTIONS:** Print and use with Unit 1 sessions..



# London, England



**THE GHERKIN** is the nickname for a tall building that looks like a pickle.



**THE RED DOUBLE-DECKER BUSES** have two floors or levels. These buses have become a national symbol of Britain. People like to ride on the top deck to see the sights of London!



# London, England



**THE QUEEN'S GUARDS**  
guard important buildings in London.  
The tall hats they  
wear are called *bearskins*.



**THE TOWER BRIDGE** was built  
between 1886 and 1894. It crosses  
the River Thames close to  
the Tower of London. The central  
span of the bridge can be raised  
to allow ships to pass.



# London, England

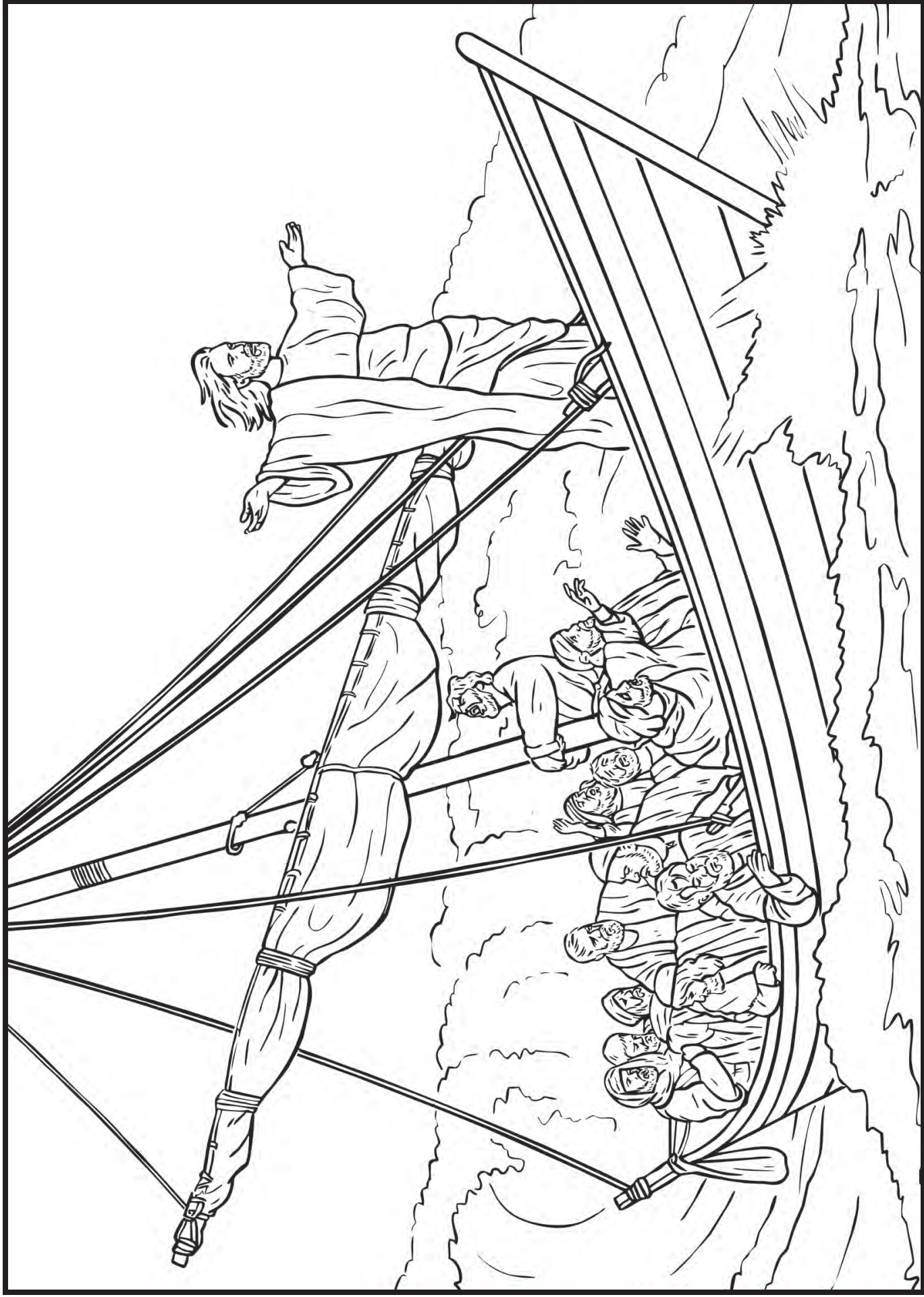


**THE LONDON EYE** is the world's largest observation wheel and can carry eight hundred people at one time.



**POLICE CALL BOXES** are no longer used regularly, but they were originally miniature police stations.





## JESUS CALMED A STORM

Mark 4:35-41; Luke 8:22-25

© 2019 LifeWay