

A photograph of two young boys, one Black and one Asian, looking intently at a tablet computer. The boy on the left is pointing at the screen. They are in a classroom setting with colorful decorations in the background.

3RD & 4TH GRADE

BIBLE STUDIES FOR LIFE®

THE AMAZING POWER OF JESUS
GOD'S AWESOME PROMISES
THE EXTRAORDINARY WORD OF GOD

KIDS LEADER GUIDE
FALL 2019

LifeWay | Kids

LIFE POINT

Jesus
has power
over sickness.

JESUS HEALED THE OFFICIAL'S SON

JESUS



LEVEL OF BIBLICAL LEARNING

Jesus performed miracles
through the power of God.

SCRIPTURE REFERENCE

John 4:46-54

SUGGESTED FOR THE WEEK OF

September 1

UNIT VERSE

Jesus of Nazareth was a
man attested to you by God
with miracles, wonders,
and signs that God did
among you through him.
Acts 2:22

WEEKLY BIBLE VERSE

Jesus of Nazareth was a
man attested to you by God
with miracles, wonders,
and signs that God did
among you through him.
Acts 2:22



LEADER BIBLE STUDY

Jesus' love for people and His powerful acts on their behalf mean He is much more than a superhero. It means He is the Son of God! Only with the power of His heavenly Father could He love so deeply and act with such authority. It does not get more super than that. The Bible calls His super powers *miracles, signs, wonders, mighty works, and powers*. John calls the seven miracles he records about Jesus *signs*. John's Gospel points to life-changing faith decisions. You will know a miracle (or sign) by an immediate and powerful action of God that reveals His character or purposes.

An official traveled quite a distance to see Jesus. The man's son was dying. He begged Jesus to come back with him and heal his son. Jesus was aware of the people around Him who were there to see another miracle. He addressed the crowd, acknowledging they did not believe; they just liked the show. Seeing the father's belief, Jesus assured him that his son would live. The father did not seek a public spectacle but a private miracle. The man had faith that when he returned, his son would be healed. As he traveled back and before he arrived home, his servants met him with the news that his son's fever had left him. Upon further revelation he discovered his son's healing happened the very moment Jesus said his son would live. This was no coincidence; instead, it was a divine confirmation of God's love and power.

Jesus performs miracles today. When and where have you witnessed a miracle? How have you seen God's action? What does it reveal about His character and purposes?

How can you help the kids in your group understand that Jesus has the power to heal people, but not all people will be healed on earth?



PRACTICE BIBLE SKILLS

- › Scramble the “New Testament Book Cards” and place them facedown in a stack.
- › Give each player a pencil and paper for scorekeeping.
- › Lead each player to choose a card, find the book in the Bible, and record a point value on his paper. Before each round, explain how kids will earn points.
 - Round 1: book number (John equals 4 points; Revelation equals 27 points)
 - Round 2: number of chapters in the book
 - Round 3: page number where the book begins
 - Round 4: page number where the book ends
 - Round 5: number of letters in the book name
- › After each round, direct kids to return their cards to the stack. Scramble the cards before playing again.
- › Guide kids to add up their points and declare a winner.

- › Pack Item 3: “New Testament Book Cards”
- › pencils
- › paper (1 sheet per person)



INTRODUCTORY ACTIVITY

- › Form pairs of kids. Guide each pair to choose an imaginary superpower, but not to tell anyone what power they chose.
- › Invite pairs to pantomime their superpowers for the other kids to guess.
- › Briefly discuss which imaginary superpowers kids chose and why.
- › If no one mentions it, suggest what it might be like to have the power to heal others or themselves. Talk about why a healing superpower could be helpful or dangerous.
- › Explain that while superpowers are imaginary, the power to do miracles comes only from God. In this unit kids will hear about the amazing power of Jesus. Today kids will learn that Jesus has power over sickness.

- › **Option:** “Jesus Healed the Official’s Son” coloring page (Printables)



MISSIONS EMPHASIS

- › Explain that billions of people today do not know that God loves them. God calls us to help others understand Him.
- › Encourage kids to watch the “God’s Heart” missions video to learn ways that they can have a part in sharing the gospel with everyone, everywhere.
- › Show the “God’s Heart” missions video.

- › Videos



STUDY THE BIBLE



- › Pack Items 1, 2: “Unit 1 Banner,” “Unit 1 Verse”
- › Teaching Picture 1
- › Music
- › Videos
- › soft ball

1. BIBLE STORY

- › Show the “Unit 1 Banner.” Explain that during this unit, kids will hear about Jesus’ amazing power, shown through His many miracles.
- › Explain that *miracles* are “real, unusual events that only God can cause to happen.” In Bible times miracles often were referred to as signs or wonders. Jesus performed miracles through the power of God to show people that He is God’s Son.
- › Open the Bible to John 4 and tell the Bible story.

BIBLE STORY: JESUS HEALED THE OFFICIAL’S SON

Jesus traveled to Cana, the town where He had done His first miracle when He turned water into wine at a wedding.

A royal official heard that Jesus was in Cana. The official’s son was very sick, so he traveled several miles from Capernaum to Cana. The official pleaded with Jesus. “Come and heal my son! He is about to die!”

Jesus said, “Unless you see signs and wonders, you will not believe in Me.”

The official did not give up. “Sir, please come down before my boy dies!”

“Go. Your son will live,” Jesus promised. The royal official believed Jesus and left.

As the official traveled home, his servants met him with great news—his son was alive! The official asked, “What time did he get better?”

“His fever broke yesterday at one in the afternoon,” they replied.

The official remembered that was the exact moment when Jesus had told him, “Your son will live!” The official put his trust in Jesus, and because of the official’s faith, everyone in his household believed in Jesus, too.

—BASED ON JOHN 4:46-54

2. REVIEW

- › Show the Teaching Picture and invite kids to name the miracle Jesus performed. (*He healed the official’s son.*)
- › Emphasize that Jesus wasn’t with the official’s son when he was healed.
- › Ask: “What evidence do we have that Jesus healed the son?” (*Jesus spoke the words at the exact moment that the son’s fever broke.*)
- › Explain that the official had faith in Jesus’ power over sickness.
- › Lead the kids to stand in a circle. Play “Your Amazing Power, Jesus” and invite kids to toss a ball around the circle while the music plays. Periodically pause the music. Ask a Review Question to the child holding the ball.
- › **Option:** Show the “Notebook Bible Story” video.

3. LIFE ACTION

- » Lead the kids to sing “Your Amazing Power, Jesus.”
- » Explain that while Jesus has the power to heal all people, not all people are healed physically on earth.
- » Emphasize that it is impossible for people to understand why Jesus heals some people physically and does not heal others.
- » Communicate the importance of having faith in Jesus’ ability to heal people and trusting Jesus even when we don’t understand why some people are not healed physically on earth. Sometimes God waits to provide full healing until a believer is with Him in heaven.
- » Be sensitive to kids who may have lost a parent or loved one to illness. Help kids understand that no matter the outcome of an illness, they can trust Jesus.
- » Offer kids an opportunity to share about people they know who are sick and in need of physical healing.
- » Lead kids to pray for the people mentioned. Praise God for Jesus’ amazing power over sickness.
- » **Option:** Show the “Mooseberry Life Application” video.

4. UNIT VERSE

- » Read the “Unit 1 Verse” together.
- » Draw attention to the first phrase. Emphasize that Jesus was fully man, yet fully God. Jesus had amazing power to perform miracles, including healing.
- » Invite a volunteer to choose a key word from the verse. Then lead kids to create a hand motion to go with that word. Motions do not have to relate to the word, but kids need to use the same motion.
- » Direct the kids to repeat the verse, inserting their hand motion.
- » Guide kids to add motions to additional words and repeat.

REVIEW QUESTIONS

- » What was the first miracle that Jesus did at Cana? (*He turned water into wine.*)
- » Why did a royal official search for Jesus in Cana? (*to ask Jesus to heal his son*)
- » Why didn’t Jesus go to the official’s house? (*He had the power to heal the official’s son from a distance.*)
- » Who met the official as he traveled home? (*the official’s servants*)
- » When did the servants say the son’s fever broke? (*At one in the afternoon—the same moment Jesus said, “Your son will live.”*)
- » What happened because Jesus healed the official’s son? (*The official and everyone in his household believed in Jesus.*)



LIVE IT OUT

CHOICE 1

- › Kids Activity Pages
- › pencils
- › different-colored heavyweight paper (1 sheet per person)
- › markers
- › adhesive bandages

CHOICE 1

GET-WELL CARDS

- › Guide kids to complete “By the Numbers” and “Healing Words” on their Kids Activity Pages.
- › Lead kids to retell today’s Bible story. Emphasize how Jesus showed His power over sickness when He miraculously healed the official’s son.
- › Invite kids to make get-well cards to remind someone sick that Jesus has power over sickness.
- › Distribute sheets of heavyweight paper and instruct kids to fold them in half.
- › Guide the kids to arrange bandages on the front of the paper in the shape of a cross.
- › Direct the kids to write an encouraging message inside the cards, such as today’s Life Point or the words of Philippians 4:19.
- › Suggest the kids give their cards to people who are sick. If kids don’t know someone sick, collect the cards and coordinate delivery to the sick by someone in your church responsible for making hospital visits.
- › Lead the kids to pray for the people who will receive the cards.
- › Remind the kids that Jesus has amazing power, including power over sickness.

CHOICE 2

- › Kids Activity Pages
- › pencils
- › 2 identical first-aid kits
- › masking tape—Tape a start line on the floor at one end of the room.
- › 2 boxes—Place the boxes at the opposite end of the room.

CHOICE 2

FIRST-AID RELAY

- › Guide kids to complete “By the Numbers” and “Healing Words” on their Kids Activity Pages.
- › Lead kids to retell today’s Bible story. Emphasize how Jesus showed His power over sickness when He miraculously healed the official’s son.
- › Show kids the first-aid kits. Discuss the contents and talk about how God created our bodies to heal.
- › Mention that Jesus has the power to miraculously heal people from sickness. Explain that sometimes God uses medication, medically trained people, and medical supplies to heal people.
- › Invite the kids to run a relay race to remember that Jesus has power over sickness.
- › Form two teams and guide them to line up behind a start line.
- › Place the contents of each first-aid kit in a box at the opposite end of the room.
- › Place the empty kit at the front of each team’s line.
- › Players will run, select an item from their team’s box, state any sickness that Jesus has the power over, run back, and place that item in the first-aid kit.
- › The first team to move all its items into its kit wins.
- › Remind the kids that Jesus has amazing power, including power over sickness.

CHOICE 3**GOD'S PLAN MEMORY GAME**

- » Guide kids to complete “By the Numbers” and “Healing Words” on their Kids Activity Pages.
- » Remind kids that all people are born with sin. Restate that Jesus has the power over the spiritual sickness of sin because He is the promised Savior.
- » Invite kids to play a game to remember how Jesus spiritually heals people from sin.
- » Show the “God’s Plan Memory Game” cards and the “God’s Plan for Me Poster.” Explain that the words and symbols on the cards match those on the poster. Suggest the kids refer to the poster as they play the game.
- » Place all the cards facedown on a table or the floor. Kids will take turns turning over two cards at a time. If the cards match, according to the poster, that child will keep those cards and his turn continues. If the cards do not match, he will turn the cards over and the next player will select two cards, trying to make a match.
- » As kids make matches, take a moment to discuss what the cards teach about the gospel.
- » Continue until kids match all the cards. Invite kids to count their cards and declare a winner.
- » Emphasize that Jesus has power over sickness, including both physical sickness and the spiritual sickness of sin.

WRAP UP

- » Pray, praising Jesus for His power over sickness.
- » Give kids *Take-Home Cards* and *One Conversation™* pages.



CHOICE 3

- » Pack Items 4, 5: “God’s Plan Memory Game,” “God’s Plan for Me Poster”
- » Kids Activity Pages
- » pencils

UNIT 1 SESSION 1

Jesus Healed the Official's Son

BY THE NUMBERS

Start with the first  and print those letters on the line.
Then write the letters from the second  and keep going.
After you write all the letters, draw lines between the letters to discover the words of the message.

14 God 10 ght 7 cle 11 hep 4 orm
6 ira 8 sth 5 edm 1 Jes 13 rof 3 erf 12 owe
2 usp



Healing Words




Look up these verses
to find what the Bible says about
God's power to heal.

1 Peter 2:24

Psalms 147:3

Psalms 103:2-3

Gospel Power

Jesus has  over physical sickness, like today's Bible story shows, and Jesus has  over the spiritual sickness all people have. That is sin. Just like Jesus physically healed the official's son, **Jesus can spiritually heal people from their sin.** Sin separates people from God and deserves God's punishment of death. Jesus took that punishment when He died on the cross. Jesus showed His  over sin when He rose from the dead. By responding to Jesus in faith, God can forgive your sin and give you new life in Jesus.

UNIT VERSE

Jesus of Nazareth was
a man attested to you by
God with miracles, wonders,
and signs that God
did among you through him.
ACTS 2:22 CSB

BIBLE STUDIES FOR LIFE®

1

CONVERSATION

Jesus Healed the Official's Son

JOHN 4:46-54

Jesus traveled to Cana, the town where He had done His first miracle when He turned water into wine at a wedding.

A royal official heard that Jesus was in Cana. The official's son was very sick, so he traveled several miles from Capernaum to Cana. The official pleaded with Jesus. "Come and heal my son! He is about to die!"

Jesus said, "Unless you see signs and wonders, you will not believe in Me."

The official did not give up. "Sir, please come down before my boy dies!"

"Go. Your son will live," Jesus promised. The royal official believed Jesus and left.


As the official traveled home, his servants met him with great news—his son was alive! The official asked, "What time did he get better?"

"His fever broke yesterday at one in the afternoon," they replied.

The official remembered that was the exact moment when Jesus had told him, "Your son will live!" The official put his trust in Jesus, and because of the official's faith, everyone in his household believed in Jesus, too.

WEEKLY BIBLE VERSE: Acts 2:22

LIFE POINT: Jesus has power over sickness.



THE BIBLE MEETS LIFE

Parents, today your child learned that Jesus has power over sickness. When an official in the royal court came and pleaded for his son's life, Jesus responded by healing him from afar.

LIVE IT OUT

Share with your child that Jesus can heal people because He has power over sickness. Help your child list people who are ill. Choose one or two to visit, send a card, or call.

LEVEL OF BIBLICAL LEARNING

Jesus performed miracles through the power of God.

DAILY BIBLE READING

Sunday: Acts 2:22

Monday: Philippians 4:19

Tuesday: Revelation 21:4

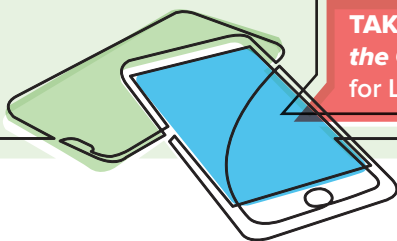
Wednesday: Psalm 30:2

Thursday: Isaiah 40:29

Friday: Matthew 10:1

Saturday: Psalm 147:3

TAKE IT FURTHER: Check out the *Jesus Healed the Official's Son* section of the Bible Studies for Life: Kids Family App.





JESUS HEALED THE OFFICIAL'S SON

JOHN 4:46-54 • TEACHING PICTURE 1

Printed in the USA

Jesus Healed the Official's Son

Jesus traveled to Cana, the town where He had done His first miracle when He turned water into wine at a wedding.

A royal official heard that Jesus was in Cana. The official's son was very sick, so he traveled several miles from Capernaum to Cana. The official pleaded with Jesus. "Come and heal my son! He is about to die!"

Jesus said, "Unless you see signs and wonders, you will not believe in Me."

The official did not give up. "Sir, please come down before my boy dies!"

"Go. Your son will live," Jesus promised. The royal official believed Jesus and left.

As the official traveled home, his servants met him with great news—his son was alive! The official asked, "What time did he get better?"

"His fever broke yesterday at one in the afternoon," they replied.

The official remembered that was the exact moment when Jesus had told him, "Your son will live!" The official put his trust in Jesus, and because of the official's faith, everyone in his household believed in Jesus, too.

JOHN 4:46-54

Review Questions

- » What was the first miracle that Jesus did at Cana? (*He turned water into wine.*)
- » Why did a royal official search for Jesus in Cana? (*to ask Jesus to heal his son*)
- » Why didn't Jesus go to the official's house? (*He had the power to heal the official's son from a distance.*)
- » Who met the official as he traveled home? (*the official's servants*)
- » When did the servants say the son's fever broke? (*At one in the afternoon—the same moment Jesus said, "Your son will live."*)
- » What happened because Jesus healed the official's son? (*The official and everyone in his household believed in Jesus.*)

THE AMAZING

POWER of JESUS





*Jesus of Nazareth was
a man attested to you by
God with miracles, wonders,
and signs that God did
among you through him.*



*Jesus of Nazareth was
a man accredited by God
to you by miracles, wonders
and signs, which God did
among you through him.*



INSTRUCTIONS: Cut apart and select your preferred translation.
Use with Unit 1 sessions.



*Jesus of Nazareth, a Man
attested by God to you by
miracles, wonders, and signs
which God did through Him
in your midst.*



ACTS 2:22

NKJV



*Jesus of Nazareth, a man
attested to you by God with
mighty works and wonders
and signs that God did through
him in your midst.*



ACTS 2:22

ESV

1	2	3
Matthew	Mark	Luke
4	5	6
John	Acts	Romans
7	8	9
1 Corinthians	2 Corinthians	Galatians
10	11	12
Ephesians	Philippians	Colossians
13	14	15
1 Thessalonians	2 Thessalonians	1 Timothy
16	17	18
2 Timothy	Titus	Philemon
19	20	21
Hebrews	James	1 Peter
22	23	24
2 Peter	1 John	2 John
25	26	27
3 John	Jude	Revelation

God
Rules.

We
Sinned.

God
Provided.

Jesus
Gives.



We
Respond.

ADMIT

BELIEVE

CONFESS



A

B

C

INSTRUCTIONS: Separate the cards and use with Unit 1, Session 1.

THE GOSPEL

GOD'S PLAN FOR ME



God Rules. Who is in charge of your life? Because God created everything, He is in charge of everything. *Read REVELATION 4:11.*



We Sinned. Have you ever done something wrong? Everyone sins or disobeys God. Our sin separates us from God. *Read ROMANS 3:23.*



God Provided. God is holy and must punish sin. God sent His Son, Jesus, to take the punishment we deserve. *Read JOHN 3:16.*



Jesus Gives. What is the best gift you have ever received? Jesus took our punishment for sin by giving His life, and He gives us His righteousness. God sees us as if we lived the perfect life Jesus lived. This is the best gift ever! *Read 2 CORINTHIANS 5:21.*




We Respond. Everyone has a choice to make. Will you trust Jesus as your Savior and Lord? You can turn from self and sin and turn to Jesus. *Read ROMANS 10:9-10.*



Admnit

to God that you are a sinner.

Tell God you are sorry for doing your own thing and turning away from Him through your thoughts, words, and actions. Repent and turn away from your sin. (1 JOHN 1:9)



Believe

that Jesus is God's Son

and accept God's gift of forgiveness from sin. Your faith or your trust is only in Jesus and what He did for you through His life, death, and resurrection. (ACTS 16:31)



Confess

your faith in Jesus Christ as Savior and Lord.

Tell God and tell others what you believe. Jesus is Lord, which means He is in charge of your life. You are born again into a new life and look forward to being with God forever. (ROMANS 10:9-10,13)

London, England



Aden and Addyson Rigney are missionary kids living in London, England with their dad, Chad, their mom, Lynsi, and their little sister, Evelyn. London is a large city. People from many different countries live there. This makes London one of the most different cities in the world!

London is also a very popular city for tourists. People travel to London to see things like Big Ben—a gigantic clock, the London Eye—a super-sized Ferris wheel, and Buckingham Palace—a massive home where the queen lives. For the Rigney family, however, the biggest reason they moved to this city was to tell people about Jesus.


People in London speak over three hundred different languages. They eat many different types of foods, and they believe many different things about God. Some might believe there is more than one true God, and others might not believe in God at all. It is not unusual for the Rigney's to meet people who have never even heard the good news about Jesus.

The Rigney family look for ways to meet a lot of people so they can share the gospel with them. Chad Rigney builds websites that help more people learn about God. Aden and Addyson sing and play music to share Jesus with others.

You are a part of God's plan for people in London to hear the gospel, too. You can pray! Pray for the Rigney family in London. Ask God to help them do whatever He asks and to give them more opportunities to share God's love.

You Need to Know

- ☐ England is the largest country in Great Britain and is ruled by a king or queen. Missionaries living in England are there to tell people Jesus is King.
- ☐ There is a red cross on the flag of England, but a large number of people living in this country do not know that Jesus died on a cross to be the perfect sacrifice for our sins.
- ☐ London is the capital of England and is the country's largest city. It has been called "a world in one city" because there are people living there from so many different countries, cultures, and nations.
- ☐ English is the official language of England, but in the city of London more than three hundred other languages are spoken.
- ☐ Hundreds of people groups (people who share the same language and culture) living in London come from countries where there is little or no way to hear the gospel. Most Londoners do not follow Jesus. Many people have never even met a follower of Jesus.
- ☐ There are forty-eight universities in the city of London. Missionaries working with the college students invite them to meals and Bible studies in coffee shops.




UNIT 1 MISSIONS: ROYAL MESSAGE CARDS

Bible Studies for Life Kids Grades 1–6 Printables, Fall 2019

© 2019 LifeWay

INSTRUCTIONS: Print, cut apart, and use with Unit 1 sessions.





INSTRUCTIONS: Print, cut apart, and use with Unit 1 sessions.

INSTRUCTIONS: Print, cut apart, and use with Unit 1 sessions.

INSTRUCTIONS: Print, cut apart, and use with Unit 1 sessions.

London, England



BIG BEN is the nickname for the giant bell in the clock tower at the Houses of Parliament. The bell weighs thirteen tons.



BUCKINGHAM PALACE is the official London residence of kings and queens. It has 775 rooms.

UNIT 1 MISSIONS: LONDON LANDMARKS

Bible Studies for Life Kids Grades 1–6 Printables, Fall 2019

© 2019 LifeWay

INSTRUCTIONS: Print and use with Unit 1 sessions..

London, England



THE GHERKIN is the nickname for a tall building that looks like a pickle.



THE RED DOUBLE-DECKER BUSES have two floors or levels. These buses have become a national symbol of Britain. People like to ride on the top deck to see the sights of London!

London, England



THE QUEEN'S GUARDS
guard important buildings in London.
The tall hats they
wear are called *bearskins*.



THE TOWER BRIDGE was built
between 1886 and 1894. It crosses
the River Thames close to
the Tower of London. The central
span of the bridge can be raised
to allow ships to pass.


London, England



THE LONDON EYE is the world's largest observation wheel and can carry eight hundred people at one time.



POLICE CALL BOXES are no longer used regularly, but they were originally miniature police stations.



JESUS HEALED THE OFFICIAL'S SON

John 4:46-54

© 2019 LifeWay