

A photograph of three children playing on a rope ladder attached to a large tree. A boy in a green plaid shirt is climbing, while a girl in an orange shirt and a boy in an orange shirt are also on the ladder. The background is a lush green forest.

1ST & 2ND GRADE

# BIBLE STUDIES FOR LIFE®

THE AMAZING POWER OF JESUS  
GOD'S AWESOME PROMISES  
THE EXTRAORDINARY WORD OF GOD

KIDS LEADER GUIDE  
FALL 2019

LifeWay | **Kids**

### LIFE POINT

*Jesus has power to do things no one else can do.*

# JESUS WALKED ON WATER



## LEVEL OF BIBLICAL LEARNING

Jesus performed miracles.

## SCRIPTURE REFERENCE

Matthew 14:22-33

## SUGGESTED FOR THE WEEK OF

September 22

## UNIT VERSE

Jesus of Nazareth was a man attested to you by God with miracles, wonders, and signs that God did among you through him.  
*Acts 2:22*

## WEEKLY BIBLE VERSE

Jesus reached out his hand, caught hold of him, and said to him, "You of little faith, why did you doubt?"  
*Matthew 14:31*



## LEADER BIBLE STUDY

This is a story about two men who walked on water. One succeeded, but the other failed. The one who failed did so on his own. In fact, he was only able to stay above the current as long as he did because of his faith in the One who allowed it. Only Jesus had the power to allow Peter to walk on the waves before he began to sink. Why did Jesus come to the disciples on the water? Why did Peter want to step out of the boat and go to Him? Why did Peter sink?

Jesus sent the Twelve across the water in a boat while He dismissed the crowd who had followed Him. Then Jesus went away alone to pray on a mountain. Some time between 3 and 6 a.m., Jesus returned to His disciples on the water. The disciples thought their Lord was a ghost, but when Jesus identified Himself, Peter wanted to join Him. With his eyes on Jesus, Peter walked out to meet Him. Diverting his attention to the wind, Peter began to sink. In fear he cried out to his Savior. Immediately, Jesus reached out and took hold of Peter—the Savior saved him! Jesus opened Peter's eyes to his failure and revealed his "little faith." Back in the boat, the wind stopped, and a worship service ensued.

Where do you place yourself in this story? Are you clinging to the boat with eyes closed or looking around to see what is happening? Do you dare venture out to meet Jesus? How much faith do you have in Christ?

How can you lead kids in your group to understand it is OK when they feel powerless to do what God has called them to do because Jesus has power to do things no one else can? How will you explain "storms" and how Christ is the only One who can rescue us from them?



## PRACTICE BIBLE SKILLS

### BEACH BALL TOSS

- » Recall together the names of the four Gospels in the Table of Contents of a Bible. Lead the kids to gently toss the ball from one person to another as they repeat the Gospel names. Suggest the group try to keep the ball in the air as long as possible and find out how many times they can repeat the Gospel names before the ball drops.
- » Assign one child to represent the Old Testament and another child to represent the New Testament. Give the ball to another child. Name a book of the Bible. The child with the ball tosses it to the child representing the testament in which the book is found. If the child needs help, open a Bible to the Table of Contents and let him find the answer. After a few calls, let other kids represent the different testaments and play again.

» Inflated beach ball



## INTRODUCTORY ACTIVITY

### FLOAT OR NOT FLOAT?

- » Call on two or three kids to name items they think will float in water. Allow several other kids to name items they think will not float in water.
- » Present the items you gathered. Ask other kids to take turns naming things you gathered that will float and things that will not float.
- » Choose one object. Let kids vote whether they think it will float or not. Then place the object in the bowl of water. Kids answer whether the object floated or not. Continue with other items, one at a time.
- » Explain that today's Bible story is not about something that floated, but it is about a surprise that happened in the water. Challenge the kids to find out what the surprise was.

» Large bowl of water; towel; several smaller items such as: feather, toothpick, plastic bottle cap, sheet of paper, cork, quarter or other coin, children's scissors, marble, plastic cup, magnet. Be sure to get a mixture of things that will float and will not float. Try to include something kids may be surprised that it will float (or not float).

**Option:** "Jesus Walked on Water" coloring page (Printables)



## MISSIONS EMPHASIS

- » Missionaries often tell the gospel (good news) in places that are not their homes. The Rigneys are missionaries who live in London, England.
- » Show the "Map of United Kingdom" and the "London Landmarks." Ask kids if they recognize any of the landmarks. Explain that millions of people live in the city of London. These people need Jesus.
- » Lead the kids to pray for the Rigneys as they tell many people in London the good news of Jesus. Pray that the people of London will trust in Jesus as Savior.

» Printables:  
"International Missions: London" ("Map of United Kingdom," "London Landmarks")





## STUDY THE BIBLE



### › Pack Items:

- 1: “Unit 1 Banner”
- 2: Acts 2:22”
- 3: “Unit 1 Questions”
- 4: “Keep Your Balance!”
- 9: “No One Else”

### › Teaching Picture 4

### › Music, Videos, timer with a buzzer or bell that goes off, large sheet of paper, marker

### › Print the Weekly Bible Verse (Matthew 14:31) on the paper. Display the paper during the session.

## 1. LEARN BIBLE VERSES

### PRACTICE ACTS 2:22.

- › Lead the group to read Acts 2:22 from the poster. Set a timer to go off every 5–6 minutes. Explain that during the session when the timer goes off kids will stop what they are doing and repeat Acts 2:22 together.

### LEARN MATTHEW 14:31.

- › Read aloud the Bible verse. Mention that the verse is part of today’s Bible story. Invite the kids to read the verse along with you a few times. When the timer goes off, kids will repeat Acts 2:22 and Matthew 14:31.

## 2. TELL THE BIBLE STORY

- › Guide the boys and girls to locate Matthew 14:31 in their Bibles. Suggest the kids be ready to read the verse when you point the paper during the Bible story.

### SHOW THE TEACHING PICTURE.

- › Allow kids to tell questions they have about the picture. Assure them most of their questions will be answered as they listen to the Bible story.
- › Open your Bible to Matthew 14 and tell the Bible story in your own words. **Option:** Show the “Notebook Bible Story” video.

### TELL THE BIBLE STORY: JESUS WALKED ON WATER

Jesus told His disciples to take a boat to the other side of the lake. After the crowd left, Jesus went up onto a mountain alone and prayed.

Soon, the disciples’ boat was a long way from the shore. Waves slammed the boat. The wind blew hard. Very early in the morning, Jesus came toward the boat. He was walking on top of the water!

When the disciples saw Jesus, they were terrified! They thought they were seeing a ghost!

Right away, Jesus said, “Be brave. It is I. Don’t be afraid.”

Peter said, “If it is You, Lord, Let me come to You on the water.”

Jesus answered, “Come.”

Peter climbed out of the boat and started walking toward Jesus. Then Peter looked down and saw the waves and felt the wind. He started to sink. “Lord, save me!” he called out. Jesus then reached out his hand and caught him.

(Point to Matthew 14:31 for kids to read.) When they got into the boat, the wind stopped. The men in the boat worshiped Jesus. They said, “Truly You are the Son of God!”

— BASED ON MATTHEW 14:22-33



### 3. CONSIDER THE LIFE POINT

- » Invite a volunteer to read the “Unit 1 Banner.” Remark that Jesus has power to do things no one else can do. Jesus performed miracles. Explain that the only way Peter could walk on the water was with Jesus making it possible. Encourage the kids to think about how Peter must have felt as he jumped from the boat and started walking on water and then how he felt when he began to sink and was rescued by Jesus.
- » Remind kids that a *miracle* is something only Jesus and God can do. Ask whether walking on water was a miracle or not. Emphasize that Jesus did not just float on the water, but He actually walked on top of the water. Remind the kids that only Jesus could do that.
- » Call for a volunteer to choose one of the “No One Else” strips. Read the strip. Ask kids whether they could do the same thing Jesus did. Point out that if they did the miracle, it would be because Jesus’ power helped them. Continue with other strips.

### SHOW THE “MOOSEBERRY LIFE APPLICATION” VIDEO.

### 4. PRAY

- » Spread the “No One Else” strips before the group. Tell kids that Jesus performed miracles. Challenge the kids to thank God for the miracles He performed and for giving us the Bible so people today would know about the miracles. Pause as kids think their prayers. Call on another teacher or pray yourself, thanking God for Jesus’ miracles.

### 5. SING AND REVIEW

- » Lead the group to sing “Your Amazing Power, Jesus.”
- » Guide kids to play the review game “Keep Your Balance!” using the “Unit 1 Questions” for this session.

### REVIEW QUESTIONS

- » Why was Jesus not with the disciples on the boat in the lake? (*He was praying on a mountain.*)
- » What happened to the disciples in the middle of the lake? (*A strong storm came and the boat was being tossed around in the wind and the waves.*)
- » Why did the disciples think they saw a ghost? (*Jesus was walking on the water.*)
- » What did Peter want to do? (*He wanted to walk on the water to Jesus.*)
- » Why did Peter start to sink? (*He became afraid.*)
- » How was Peter saved from drowning? (*Jesus took him by the hand.*)



## LIVE IT OUT

### CHOICE 1

- › Kids Activity Pages
- › Pack Items:
  - 3: “Unit 1 Questions”
  - 10: “Grab a Rock! Game Pieces”
- › Tub of water used in the Introductory Activity, six rocks about 4 inches across, 1 or 2 towels
- › Laminate the “Grab a Rock! Game Pieces” and the “Unit 1 Questions” for this session.

**Option:** Instead of laminating the cards, place them in ziplock bags and seal them.

### CHOICE 2

- › Kids Activity Pages
- › Pack Item:
  - 11: “Only Jesus”
- › Two half-sheets of paper, marker, masking tape
- › Print *Only God and Jesus Can!* on one half-sheet and *God and Jesus Can, and I Can, Too!* on the other.
- › On a wall, floor, or table, make one vertical tape line. Place each  $\frac{1}{2}$  sheet of paper on a different side of the tape line. Make another tape line just beneath the two titles. Make 8 more horizontal tape lines, about 4 inches apart.
- › Place the “Only Jesus” cards around the room.

### CHOICE 1

#### GRAB A ROCK!

- › Complete the Kids Activity Page.
- › Remind kids that Jesus has the power to do things no one else can do. Point out that Jesus neither floated nor sank when He walked on the sea. Read each of the game pieces to the group. Explain that the words are the answers to questions about today’s Bible story. Let the kids each take a game piece and submerge it in the water facedown, anchoring it with a rock.
- › Ask one of the “Unit 1 Questions” for this session. Invite a volunteer to pick a rock and remove the game piece beneath it. If the answer matches the question, the child keeps both the rock and the game piece. If it does not match, the game piece is placed back in the water facedown with the rock to hold it. Challenge the kids to remember where the answer is (much like a memory game). Continue play in the same way until all questions and answers have been matched.
- › Play the game a second time. Place each question card in the water, anchored by a rock. Let a child choose a rock and read the question. Kids answer the question without using the game pieces.

### CHOICE 2

#### CHART: ONLY JESUS

- › Complete the Kids Activity Page.
- › Ask two kids to stand shoulder to shoulder and walk to any Bible reference card they see. Direct the kids to place the card between their shoulders and walk with it back to the group.
- › Guide all kids in the group to locate the Bible references in their Bibles. Call on a child to read the verse aloud or read it yourself. Ask whether the verse tells about a miracle or not. If kids are unsure, remind them that only Jesus and God can do miracles. If the verse tells of a miracle, allow a child to place the card in the grid beneath *Only God and Jesus Can!* If it does not tell a miracle, ask whether people can do the action in the verse. If so, the card is placed in the grid under *God and Jesus Can, and I Can, Too!*
- › Continue, letting pairs of kids retrieve cards in different ways (holding them between their backs, two hands above their heads, etc.).
- › When all the Bible references have been placed in the grid, ask kids what they can learn from the chart. For example, they might note that Jesus did many miracles or that Jesus has power to do things no one else can do.

**CHOICE 3****VIDEO JOURNAL**

- » Complete the Kids Activity Page.
- » Call attention to the Teaching Picture. Allow kids to point out the disciples who are shown in the picture. Ask how the disciples might have felt when they started their trip, when the storm arrived, when they saw Jesus walking toward them, when Peter joined Jesus in the water, and when Jesus rescued Peter. Inquire why kids think the disciples were amazed at what happened.
- » Explain that a journal is a person's remembrance of an experience and what he felt during that time. Note for kids that journals are often written on paper but that some journals are spoken and recorded. Suggest the kids create spoken journals and record them on a cell phone or tablet. Ask kids to each tell the group which disciple she wants to portray.
- » Encourage the kids to jot down notes about what they want to say as they are being recorded. A child might note which disciple she is portraying and the emotions she wants to mention.
- » When a child is ready, record her journal entry as she tells what her disciple might have thought and felt during the miracle.
- » Play the video journals for others in the group.

**WRAP UP****CLOSE IT OUT**

- » Call for examples of things Jesus can do that no one else can do.
- » Lead kids to repeat Acts 2:22 together.
- » Pray, asking God to help kids to trust in Jesus' power to do miracles.

**THIS WEEK:**

- » Spend time with Jesus contemplating His miracles.
- » Ask God to guide your study about Jesus' miracles of a great catch of fish, forgiveness for Peter, and his restoration.

**CHOICE 3**

- » Kids Activity Pages
- » Teaching Picture 4
- » Pencils; note paper; recording device, such as a cell phone or tablet.

**Option:** Send via your phone each child's video journal to his parents.

**Note:** If a cell phone or tablet is not available, the kids can perform their spoken journals to each other or to the large group.



## UNIT VERSE

Jesus of Nazareth was a man  
attested to you by God with  
miracles, wonders, and signs that  
God did among you through him.

## ACTS 2:22

## ***BUTTON TOSS***

Toss a button onto a section of the circle. Name something that answers the statement where the button lands.

Give yourself a tally mark for each right answer.

Play until you have 10 tally marks!

## TALLY MARKS

**X**

Something  
I can do  
by myself

Something  
I know about  
today's Bible story

Something  
only Jesus  
can do

A Bible verse  
I can say by  
myself

Someone  
I can tell about  
Jesus' power

Something  
I can do with help  
from a grown-up

## CHANGE-A-LETTER

The words under the blanks are wrong.

Change just one letter in the word to make the word correct.

Print the new word above the wrong one.

Jesus has mower to do thinks so one else man do.



# BIBLE STUDIES FOR LIFE®

1

## CONVERSATION

### THE BIBLE MEETS LIFE

Parents, your child heard that Jesus can do things no one else can do. Jesus was able to walk on water and do other miracles because He is God's Son.

### LIVE IT OUT

Talk with your child about some of his favorite Bible stories about Jesus. Discuss what Jesus was teaching through these stories about His nature. Explain that because Jesus was fully God, He did miracles, and He wants us to know and believe He still can perform miracles.

### LEVEL OF BIBLICAL LEARNING

Jesus performed miracles.

### DAILY BIBLE READING

**Sunday:** Matthew 14:31

**Monday:** Mark 9:23

**Tuesday:** Luke 5:15

**Wednesday:** John 2:11

**Thursday:** Acts 3:16

**Friday:** Matthew 19:26

**Saturday:** Luke 18:27

## Jesus Walked on Water

**MATTHEW 14:22-33**

One day Jesus sent the disciples across the lake in a boat. Jesus went up on a mountain to pray. He was alone. The boat traveled far out in the lake.

During the night, a big wind came up and the boat was being tossed about by the waves and wind.

Early in the morning, Jesus came walking up to the boat. He was walking on the top of the water!

The disciples were afraid. They thought Jesus was a ghost. Then Jesus spoke to the men. "It is I. Don't be afraid."

Peter said, "If it really is You, Lord, let me come to You on the water." "Come," Jesus said.

Peter got out of the boat. He started walking on the water to Jesus. Then he saw the wind and was afraid. Peter started to sink in the water. "Save me, Lord," he called.

Jesus reached down. He grabbed hold of Peter. "You don't have much faith," He said. "Why did you doubt?"

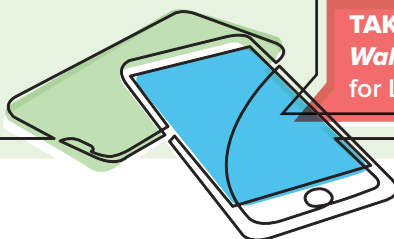
Jesus and Peter got into the boat. The wind stopped. All the disciples worshiped Jesus. "You are really God's Son," they said.

**WEEKLY BIBLE VERSE:** Matthew 14:31

**LIFE POINT:** Jesus has power to do things no one else can do.



**TAKE IT FURTHER:** Check out the *Jesus Walked on Water* section of the Bible Studies for Life: Kids Family App.







# JESUS WALKED ON WATER

MATTHEW 14:22-33 TEACHING PICTURE 4

Printed in the USA



## UNIT VERSE

ACTS 2:22

# Jesus Walked on Water

Jesus told His disciples to take a boat to the other side of the lake.

After the crowd left, Jesus went up onto a mountain alone and prayed.

Soon, the disciples' boat was a long way from the shore. Waves slammed the boat. The wind blew hard. Very early in the morning, Jesus came toward the boat. He was walking on top of the water!

When the disciples saw Jesus, they were terrified! They thought they were seeing a ghost! Right away, Jesus said, "Be brave. It is I. Don't be afraid."

Peter said, "If it is You, Lord, Let me come to You on the water."  
Jesus answered, "Come."

Peter climbed out of the boat and started walking toward Jesus. Then Peter looked down and saw the waves and felt the wind. He started to sink. "Lord, save me!" he called out. Jesus then reached out his hand and caught him.

*(Point to Matthew 14:31 for kids to read.)* When they got into the boat, the wind stopped. The men in the boat worshiped Jesus. They said, "Truly You are the Son of God!"

**MATTHEW 14:22-33**

**WEEKLY BIBLE VERSE**  
MATTHEW 14:31

## Review Questions

- » Why was Jesus not with the disciples on the boat in the lake? *(He was praying on a mountain.)*
- » What happened to the disciples in the middle of the lake? *(A strong storm came and the boat was being tossed around in the wind and the waves.)*
- » Why did the disciples think they saw a ghost? *(Jesus was walking on the water.)*
- » What did Peter want to do? *(He wanted to walk on the water to Jesus.)*
- » Why did Peter start to sink? *(He became afraid.)*
- » How was Peter saved from drowning? *(Jesus took him by the hand.)*



The Amazing

# POWER of JESUS







***Jesus of Nazareth was  
a man attested to you  
by God with miracles,  
wonders, and signs  
that God did among you  
through him.***

**ACTS 2:22**

CSB



***Jesus of Nazareth,  
a man attested to you  
by God with mighty  
works and wonders  
and signs that God did  
through him in  
your midst.***

**ACTS 2:22**

ESV





***Jesus of Nazareth,  
a Man attested by God  
to you by miracles,  
wonders, and signs  
which God did through  
Him in your midst.***

**ACTS 2:22**

NKJV



***Jesus of Nazareth was  
a man accredited by  
God to you by miracles,  
wonders and signs,  
which God did among  
you through him.***

**ACTS 2:22**

NIV



Why did the royal official come to Jesus in Cana?

What was the royal official afraid would happen to his son?

What did Jesus tell the royal official to do?

What message did the servants give the royal official before he came to the house?

How did the royal official know that Jesus healed his son?

Why did the official believe in Jesus?

Where were the disciples and Jesus going in the boat?

What happened when Jesus and the disciples got to the middle of the lake?

What did the disciples think might happen during the storm?

Where was Jesus during the storm?

How did Jesus stop the storm?

How did the disciples feel after Jesus stopped the storm?

Was the blind man being punished for something he did wrong?

What did Jesus do with the mud He made?

What did Jesus tell the blind man to do?

What happened when the blind man obeyed Jesus?

What did people think when learning the blind man could now see?

Who had the power to heal the man who was born blind?

Why was Jesus not with the disciples on the boat in the lake?

What happened to the disciples in the middle of the lake?

Why did the disciples think they saw a ghost?

What did Peter want to do?

Why did Peter start to sink?

How was Peter saved from drowning?

What did Jesus promise to do after He went away?

What did Peter and the other disciples decide to do one night after Jesus' resurrection?

How many fish did the disciples catch during the night?

What did Jesus tell the men to do with the net as He called to them from the shore?

What happened when the disciples did what Jesus asked them to do with the net?

What question did Jesus ask Peter three times?

REVIEW QUESTIONS

SESSION 1

REVIEW QUESTIONS

SESSION 1

REVIEW QUESTIONS

SESSION 1

REVIEW QUESTIONS

SESSION 1

REVIEW QUESTIONS

SESSION 1

REVIEW QUESTIONS

SESSION 1

REVIEW QUESTIONS

SESSION 2

REVIEW QUESTIONS

SESSION 2

REVIEW QUESTIONS

SESSION 2

REVIEW QUESTIONS

SESSION 2

REVIEW QUESTIONS

SESSION 2

REVIEW QUESTIONS

SESSION 2

REVIEW QUESTIONS

SESSION 3

REVIEW QUESTIONS

SESSION 3

REVIEW QUESTIONS

SESSION 3

REVIEW QUESTIONS

SESSION 3

REVIEW QUESTIONS

SESSION 3

REVIEW QUESTIONS

SESSION 3

REVIEW QUESTIONS

SESSION 4

REVIEW QUESTIONS

SESSION 4

REVIEW QUESTIONS

SESSION 4

REVIEW QUESTIONS

SESSION 4

REVIEW QUESTIONS

SESSION 4

REVIEW QUESTIONS

SESSION 4

REVIEW QUESTIONS

SESSION 5

REVIEW QUESTIONS

SESSION 5

REVIEW QUESTIONS

SESSION 5

REVIEW QUESTIONS

SESSION 5

REVIEW QUESTIONS

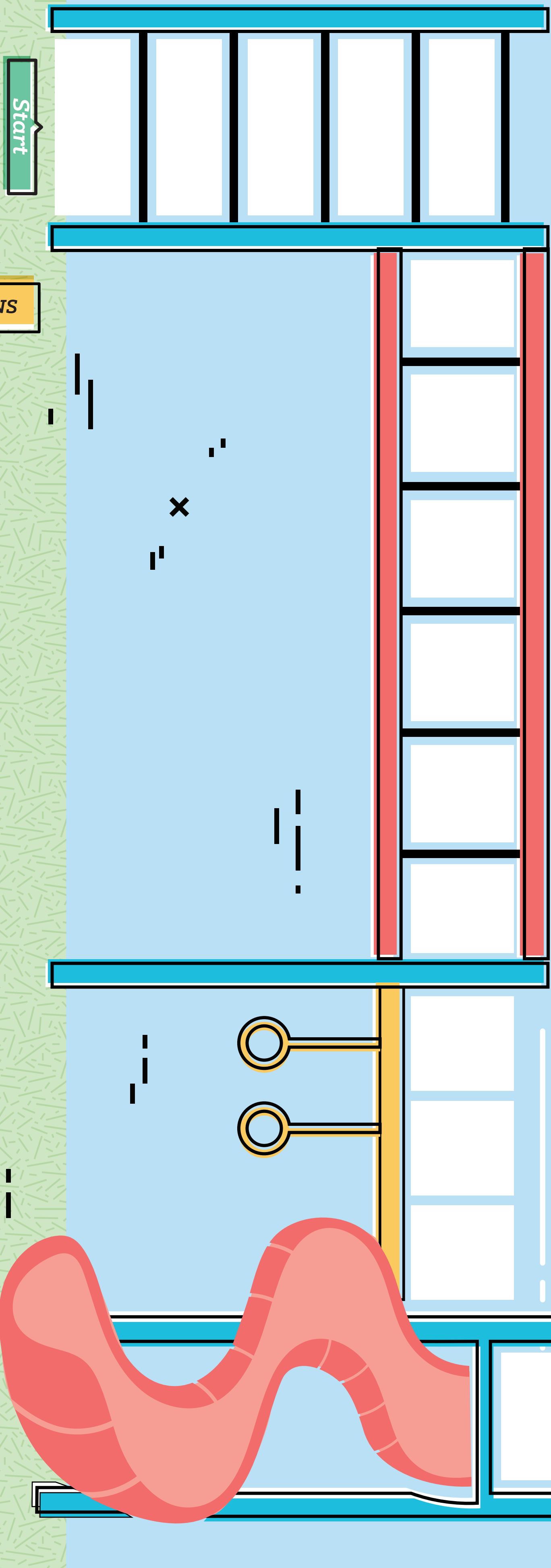
SESSION 5

REVIEW QUESTIONS

SESSION 5

INSTRUCTIONS: Separate the cards. Use during Unit 1 to review Bible stories, to apply Bible learning, and to review Bible verses.

# Keep Your Balance!



## DIRECTIONS

- ➔ Form two teams. When a team answers a question correctly, a player from that team takes a number square from the bag and moves the game marker for his team that many spaces.
- ➔ Play moves to the next team. Continue, alternating teams until one team reaches **FINISH**.
- ➔ Or, play the game as one big team and work together to travel across the playground equipment.





Jesus healed ten men who had a skin disease.

Luke 17:12-14

Jesus fed a crowd of over five thousand people with a small amount of food.

Matthew 14:19-21

Jesus healed Peter's mother-in-law from a fever.

Matthew 8:14-15

Jesus stopped a huge storm.

Mark 4:39

Jesus raised a man's daughter from the dead.

Mark 5:35-42

Jesus caused the disciples to catch many fish in a short amount of time.

John 21:6,11

Jesus healed a man who could not speak.

Mark 1:32,35

Jesus walked on water.

John 6:19

Jesus healed a man whose ear was cut off.


Luke 22:50-51

Jesus healed a man with an unusable hand.

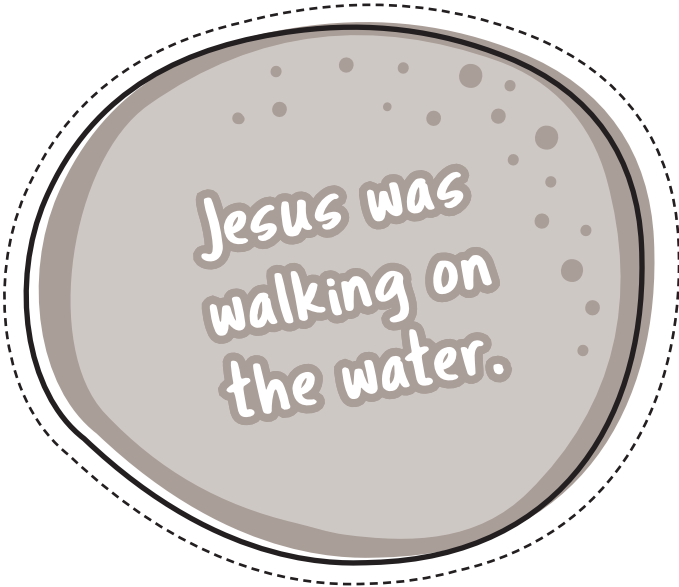
Matthew 12:10,13



He was  
praying on  
a mountain.



A strong storm  
came and the boat  
was being tossed  
around in the wind  
and waves.



Jesus was  
walking on  
the water.



He wanted to  
walk on the  
water to Jesus.



He became  
afraid.



Jesus took him  
by the hand.

Matthew 14:19-20



Matthew 14:25



Luke 5:18-19



Luke 10:34



John 6:9



John 9:1,7



John 21:6,11



Ephesians 4:32



# United Kingdom



## UNIT 1 MISSIONS: MAP OF UNITED KINGDOM

Bible Studies for Life Kids Grades 1–6 Printables, Fall 2019

© 2019 LifeWay

**INSTRUCTIONS:** Print, cut apart, and use with Unit 1 sessions.



# London, England



**BIG BEN** is the nickname for the giant bell in the clock tower at the Houses of Parliament. The bell weighs thirteen tons.



**BUCKINGHAM PALACE** is the official London residence of kings and queens. It has 775 rooms.

## UNIT 1 MISSIONS: LONDON LANDMARKS

Bible Studies for Life Kids Grades 1–6 Printables, Fall 2019

© 2019 LifeWay

**INSTRUCTIONS:** Print and use with Unit 1 sessions..



# London, England



**THE GHERKIN** is the nickname for a tall building that looks like a pickle.



**THE RED DOUBLE-DECKER BUSES** have two floors or levels. These buses have become a national symbol of Britain. People like to ride on the top deck to see the sights of London!



## London, England



**THE QUEEN'S GUARDS**  
guard important buildings in London.  
The tall hats they  
wear are called *bearskins*.



**THE TOWER BRIDGE** was built  
between 1886 and 1894. It crosses  
the River Thames close to  
the Tower of London. The central  
span of the bridge can be raised  
to allow ships to pass.



# London, England




**THE LONDON EYE** is the world's largest observation wheel and can carry eight hundred people at one time.



**POLICE CALL BOXES** are no longer used regularly, but they were originally miniature police stations.





## JESUS WALKED ON WATER

Matthew 14:22-33

© 2019 LifeWay