

A photograph of three children playing on a rope ladder in a park. A boy in a green plaid shirt is climbing, while a girl in an orange shirt and a boy in an orange shirt are also on the ladder. The background shows a large tree and green foliage.

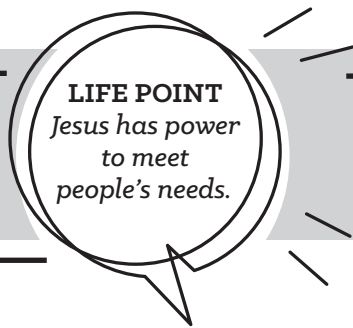
1ST & 2ND GRADE

BIBLE STUDIES FOR LIFE®

THE AMAZING POWER OF JESUS
GOD'S AWESOME PROMISES
THE EXTRAORDINARY WORD OF GOD

KIDS LEADER GUIDE
FALL 2019

LifeWay | **Kids**



JESUS HEALED A MAN BORN BLIND



LEVEL OF BIBLICAL LEARNING

People who love Jesus want to obey Him.

SCRIPTURE REFERENCE

John 9:1-34

SUGGESTED FOR THE WEEK OF

September 15

UNIT VERSE

Jesus of Nazareth was a man attested to you by God with miracles, wonders, and signs that God did among you through him.
Acts 2:22

WEEKLY BIBLE VERSE

The kingdom of God is not a matter of talk but of power.
1 Corinthians 4:20



LEADER BIBLE STUDY

Long passages of Scripture seem, well, long. Before you choose to forgo a careful look at these thirty-four verses, know that they represent some of the most artistic work in the Gospel. In these verses John beautifully contrasts the themes of light and darkness. Later, Jesus explained the miracle when He proclaimed that He came into this world for judgment. Jesus also said those who did not see would see and those who did see would become blind.

When the disciples asked what caused the man's blindness, Jesus declared that neither the man nor his parents were the cause, and then Jesus took the opportunity to shine the light on God. Jesus, as the Light of the world, used the blind man's life to illustrate His point. Jesus spit on the ground—quite human—and made some mud that He put on the man's sightless eyes. Jesus sent him to wash in a pool with a name that means "sent." The man washed his eyes in the pool and came back seeing—quite divine. When the blind man's shocked neighbors asked what had happened, the only thing the man could tell them was that his healing came from a man named Jesus.

This miracle caused quite a stir with the religious elite. Never offering help before, the Pharisees stepped into this man's life to accuse Jesus of breaking the laws of the Sabbath. But even they were at odds with each other after witnessing this good deed to help someone in need, in spite of what their law said. Because of Jesus' actions light shined in the man's eyes for the first time. But the Pharisees continued to live in darkness. They refused to be enlightened by the way Jesus met this man's need.

The man was healed because of Jesus. He obediently went to the pool without questioning the Lord. How strong is your faith? Do you always take Jesus at His word? Do you ever have doubts or reservations?

Some of his neighbors recognized the man, but others did not. He was the same but different. How can you help your kids understand that Jesus has the power to meet people's needs? Like the man, when they trust and follow Jesus, they are the same but different.



PRACTICE BIBLE SKILLS

COVER IT

- » Welcome kids as they arrive.
- » Show the “Cover It” activity. Explain that kids will take turns standing beside the page and dropping a paper clip onto it. Tell kids that the whole group will complete the activity on which the paper clip lands. After kids have completed the activity, the child dropping the paper clip will place a game marker on the square.
- » Allow a volunteer to begin by dropping the paper clip onto the paper. Read aloud the assignment. Lead the group to complete the assignment. Cover the completed activity and repeat with another volunteer.
- » As the kids work, remind them that learning to use their Bibles will help them learn more about the amazing power of Jesus.

- » Pack Item:
6: “Cover It”
- » One paper clip; several small game markers such as: dried beans, milk caps, or coins



INTRODUCTORY ACTIVITY

TRACKING THE PATH

- » Station a pair of kids at the beginning of each yarn path. You may have fewer kids or more kids at each path as needed.
- » Explain that kids will follow their yarn path all the way to the end where they will find something that all people need. Point out that the activity is not a race and that kids should work together to follow the path. After kids locate their cards, they roll up their yarn, moving from the card back to the beginning of the path as they finish.
- » Let each pair of kids tell the need that is printed on their cards. If the groups of kids have more than one card, let them tell about what is on each card.
- » Explain that the things they found on the cards are things people need in order to live. Note for kids that people might have other needs as well. Encourage them to listen for the need in today’s Bible story.

- » Pack Item:
7: “Needs”
- » 8 lengths of yarn at least 15–20 feet long, tape
- » Tape one end of a yarn length near the teaching area. Make a mini-obstacle course by weaving the yarn through chairs, under tables, around cabinets, and so forth. At the end of the yarn, tape one of the “Needs” cards. Repeat with the other lengths of yarn going to different places in the room.

Option: “Jesus Healed a Man Born Blind” coloring page (Printables)



MISSIONS EMPHASIS

- » Tell kids that in a big city, they might see people from all over the world. Many people move to cities for work. God loves all of them. A city is a great place to tell many different people about Jesus!
- » Explain that the Rigneys are a missionary family who moved to London, England, to tell the good news about Jesus to people who come from other countries to live in London.
- » Invite kids to watch the “Our London” video.

- » Videos



STUDY THE BIBLE



› Pack Items:

- 1: “Unit 1 Banner”
- 2: “Acts 2:22”
- 3: “Unit 1 Questions”

› Teaching Picture 3

› Music, Videos, several note cards, pen, gift bag, large sheet of paper, marker

› Print each of these on a separate card: *Boys, Girls, Teachers, All, Kids wearing red, Kids wearing blue, Kids wearing green.* Place the cards in the gift bag.

› Print the words of 1 Corinthians 4:20 in large letters on the paper. Display it in the group area.

Note: If you have a blind child in your group, be sensitive to his feelings. Consider asking him to tell the group what is difficult about being blind, how long he has been blind, and how he learned to do things that others do by sight, such as going to school.

1. SING

- › Lead the group to sing “Your Amazing Power, Jesus.”
- › Allow a volunteer to read the “Unit 1 Banner” aloud. Let kids recall examples of Jesus’ amazing power.

2. PRACTICE ACTS 2:22 AND 1 CORINTHIANS 4:20

- › Point to each word on the Acts 2:22 poster as you read it. Call on a child to choose a card from the bag. Read the card. Invite the named group to repeat Acts 2:22 together. Let several kids take turns choosing a card from the gift bag to find who will say the verse.
- › Show the printed verse of 1 Corinthians 4:20. Practice repeating it several times. Mention that God’s kingdom is one of real power, not just saying He is powerful. Use the bag of cards to practice this verse several times.

3. TELL THE BIBLE STORY

SHOW THE TEACHING PICTURE.

- › Guide the kids to locate John 9:11 in their Bibles. Direct them to find the name *Jesus* in the verse. Urge the kids to listen for what Jesus did.
- › Encourage the kids to close their eyes tightly. Ask what they can see. Explain that today’s Bible story is about a man who was born blind.
- › Open your Bible to John 9 and tell the Bible story in your own words.

Option: Show the “Notebook Bible Story” video.

TELL THE BIBLE STORY: JESUS HEALED A MAN BORN BLIND

One day Jesus saw a man who had always been blind. His disciples thought the man was being punished for some sin, but Jesus explained that he was not being punished. Jesus said the man was blind so people could see God’s power.

After Jesus told His disciples that, He spat on the ground and made a little mud. Then Jesus spread the mud on the man’s eyes!

“Go,” Jesus said to the man. “Wash in the pool of Siloam.”

The man did just what Jesus told him to do. He came back, but now the man could see clearly.

People could not believe this was the same man. “Wasn’t this man a beggar?” “Yes, he is the man,” thought some of the people. “No, he just looks like him,” others argued. The man kept saying, “I am the one! Jesus made mud, put it on my eyes, and told me to wash. I did and now I can see.”

The crowd took the man to the temple leaders. The leaders asked how he could now see. The man explained again that Jesus made mud, put it on his eyes, and told him to wash. The temple leaders began to argue among themselves about how Jesus healed the man.

They brought the man's parents and asked them what happened. The parents didn't know what happened either!

Again, the temple leaders questioned the man who was no longer blind. They called Jesus a sinner. The man answered, "I don't know about that. I do know that I used to be blind, but now I can see! If Jesus were not from God, He would not be able to do all the powerful things He does."

— BASED ON JOHN 9:1-34

4. EXPLORE BIBLE TRUTHS AND PRAY

SHOW THE "MOOSEBERRY LIFE APPLICATION" VIDEO.

TELL THE LIFE POINT.

- » Ask what needs people have that Jesus fills. Remark that no matter what peoples' needs are, Jesus has the power to fulfill them.
- » Encourage the kids to think about needs they have that Jesus has filled. When kids are ready, explain that they will pray by taking turns popping up from their seats, naming a need they are glad Jesus filled, and sitting back down. Point out that there is no specific order for kids to follow, and they can pop up whenever they are ready. End the prayer by thanking God for filling all of our needs.

5. REVIEW

- » Direct kids to cover their eyes as a reminder of the blind man in today's Bible story. Read aloud one of the "Unit 1 Questions" for this session. Tell kids to uncover their eyes if they know the answer. Call on a child to respond. Continue in the same way with other questions.

REVIEW QUESTIONS

- » Was the blind man being punished for something he did wrong? (*no*)
- » What did Jesus do with the mud He made? (*put it on the blind man's eyes*)
- » What did Jesus tell the blind man to do? (*wash in the pool of Siloam*)
- » What happened when the blind man obeyed Jesus? (*He could see.*)
- » What did people think when learning the blind man could now see? (*Some didn't believe it was the same person who used to be blind.*)
- » Who had the power to heal the man who was born blind? (*Jesus*)



LIVE IT OUT

CHOICE 1

- › Kids Activity Pages
- › Pack Item:
8: “Needs and Wants Strike Out Game”
- › Teaching Picture 3
- › Gift bag
- › Place the pack item cards in the gift bag.

CHOICE 2

- › Kids Activity Pages
- › Printables: “Allergy Alert”
- › Peel-and-stick labels, markers, ziplock (or twist tie) bags, hand sanitizer, bowls, spoons or scoops, ingredients for a snack mix (dry cereals, raisins, chocolate chips, miniature marshmallows, dried fruit, miniature pretzels, pumpkin seeds, etc.)
- › Set out the different ingredients with scoops or spoons.

CHOICE 1

NEEDS AND WANTS STRIKE OUT

- › Complete the Kids Activity Page.
- › Show the Teaching Picture. Allow kids to retell the Bible story using the picture for clues. Ask what need the blind man had and how Jesus filled that need.
- › Show the bag of cards. Explain that kids will take turns choosing a card without looking inside the bag. If the card has the word *Need* on it, the child choosing the card must tell a need people have. If the card has an X on it, place it in a separate pile. The goal of the game is to get five *Need* cards before getting three X cards. Kids must name a different need each time a *Need* card is chosen. If the group cannot name a need, the card is placed back inside the bag and play continues.
- › Play the game several times. Be sure kids realize that Jesus has the power to fill any need a person has. Remark that God often uses people to help fill the needs of other people, such as providing food or being a friend. Explain to the kids that people who love Jesus want to obey Him. Remind the children that no matter what a person’s need is, Jesus has the power to fill it.

CHOICE 2

SNACK BAGS TO SHARE

- › Complete the Kids Activity Page.
- › Post the “Allergy Alert” before class for parents.
- › Ask how God met the need of the blind man in today’s Bible story. Continue with questions about how the blind man, his parents, the crowd, and the temple leaders felt when Jesus met the blind man’s need. Remind the boys and girls that Jesus has the power to fill any need a person has, no matter what it is.
- › Mention that God sometimes uses people to meet the needs other people have. Explain that the kids can help meet the needs of hungry people by preparing snack bags to be given out at a church pantry or at a shelter.
- › Guide the kids in these steps: On a label, write a note about Jesus and stick it onto an empty bag. Clean hands. Combine in a plastic bag the ingredients provided, using about a cup of cereal and two large spoonfuls of other ingredients. Close and seal the bag.
- › Allow kids to each make a couple of snack bags, including one for themselves. Lead the group to pray for the people who will receive the snack bags. Pray that they will have enough food to meet their needs. Pray that they will learn about Jesus.

CHOICE 3**READY, SET, DRAW!**

- » Complete the Kids Activity Page.
- » Tell the group they will plan and make a frieze (*pronounced freeze*), which is a series of separate pictures that have the same subject. Explain that the subject of today's frieze is the Bible story of Jesus healing a man born blind.
- » Ask the boys and girls what facts they remember from the Bible story. Suggest they narrow the list to show which parts of the Bible story they want to illustrate.
- » Use these questions to continue planning: Will the frieze have one large paper with individual pictures or will it have separate pictures displayed in order of the Bible story? Who will make each picture? What materials will be needed?
- » Lead the kids to gather their chosen supplies and begin work. Remind the children that Jesus has the power to fill any need a person may have, no matter what that need is. Allow a volunteer to make a title for the display.
- » Guide the group to work together to arrange the display. Invite each child to take a turn telling about his picture.
- » Allow other groups to walk past the display as kids tell them about their pictures in the order of the Bible story.

WRAP UP**CLOSE IT OUT**

- » Encourage the kids to notice during the week people who have needs. People who love Jesus want to obey Him. Suggest they pray asking God to meet the need and that they decide whether they can do something to help meet the need.
- » Remind the kids to give their One Conversation™ pages to their parents.

THIS WEEK:

- » Pray for each child in your group and her parents. Ask Jesus to reveal His power by meeting needs that each family may have.
- » Send a postcard to each child in your group.

CHOICE 3

- » Kids Activity Pages
- » Paper for planning, art supplies (tempera paint, watercolors, chalk, markers, or crayons), various sizes of paper, tape or tacks

Note: Decide where the frieze will be displayed. If you will use paint or chalk, provide old shirts to protect kids' clothing.

FIND YOUR WAY

Find your way through the maze. Each time you come to a picture, decide if it is a *need* or a *want*. If it is a *need*, say "Jesus can fill all my needs" and keep going in the maze. If the picture is a *want*, go back to the last *need* picture and try again.

UNIT VERSE

Jesus of Nazareth was a man attested to you by God with miracles, wonders, and signs that God did among you through him.

ACTS 2:22

START

FINISH

AIR

WHAT DO YOU THINK? Do you think the man who was born blind learned about Jesus' power?

BIBLE STUDIES FOR LIFE®

1

CONVERSATION

Jesus Healed a Man Born Blind

JOHN 9:1-34

Jesus and the disciples saw a blind man. The man had been blind ever since he was born. The disciples asked, "Is this man being punished?"

Jesus answered, "This man is not being punished. He is blind to show people God's power."

Jesus spat on the ground and made mud. He put the mud on the man's eyes. "Go wash in the pool of Siloam."

The blind man washed in the pool. He came back to Jesus, and now he could see!

People were confused. Some people thought the man was the blind man, and others thought it was just someone who looked like the blind man because this man could see. The man said, "I am the one who was blind!"

The people wanted to know how the man was healed. He said, "Jesus made mud. He put it on my eyes. He told me to wash. I did. Now I can see!"

Men from the temple asked how the man was healed. He told them what happened, but they did not believe him.

The healed man said, "If Jesus had not come from God, He would not be able to do all the powerful things He does!"

The men from the temple were angry. They made the man leave the temple.

WEEKLY BIBLE VERSE: 1 Corinthians 4:20

LIFE POINT: Jesus has power to meet people's needs.



THE BIBLE MEETS LIFE

Parents, in today's Bible story your child learned that Jesus has power to meet people's needs. Jesus healed a man who had been born blind. Jesus displayed the kingdom of God by His power to help people.

LIVE IT OUT

Help your child look through the Bible and find miracles that Jesus performed. Make a list of each miracle and where it is in the Bible. Talk with your child about how Jesus met a need for each person or group involved in the miracle.

LEVEL OF BIBLICAL LEARNING

People who love Jesus want to obey Him.

DAILY BIBLE READING

Sunday: 1 Corinthians 4:20

Monday: Matthew 6:33

Tuesday: Ephesians 3:20

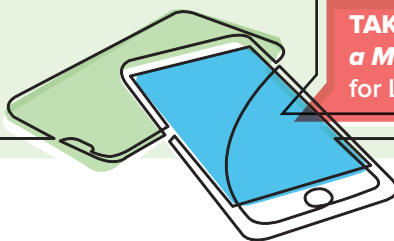
Wednesday: Psalm 81:10

Thursday: 2 Corinthians 9:10

Friday: 2 Corinthians 9:8

Saturday: 2 Peter 1:3

TAKE IT FURTHER: Check out the *Jesus Healed a Man Born Blind* section of the Bible Studies for Life: Kids Family App.





JESUS HEALED A MAN BORN BLIND

JOHN 9:1-34 TEACHING PICTURE 3

Printed in the USA

UNIT VERSE

ACTS 2:22

Jesus Healed a Man Born Blind

One day Jesus saw a man who had always been blind. His disciples thought the man was being punished for some sin, but Jesus explained that he was not being punished. Jesus said the man was blind so people could see God's power.

After Jesus told His disciples that, He spat on the ground and made a little mud. Then Jesus spread the mud on the man's eyes!

"Go," Jesus said to the man. "Wash in the pool of Siloam."

The man did just what Jesus told him to do. He came back, but now the man could see clearly.

People could not believe this was the same man. "Wasn't this man a beggar?" "Yes, he is the man," thought some of the people. "No, he just looks like him," others argued. The man kept saying, "I am the one! Jesus made mud, put it on my eyes, and told me to wash. I did and now I can see."

The crowd took the man to the temple leaders. The leaders asked how he could now see. The man explained again that Jesus made mud, put it on his eyes, and told him to wash. The temple leaders began to argue among themselves about how Jesus healed the man. They brought the man's parents and asked them what happened. The parents didn't know what happened either!

Again, the temple leaders questioned the man who was no longer blind. They called Jesus a sinner. The man answered, "I don't know about that. I do know that I used to be blind, but now I can see! If Jesus were not from God, He would not be able to do all the powerful things He does."

WEEKLY BIBLE VERSE
1 CORINTHIANS 4:20

Review Questions

- » Was the blind man being punished for something he did wrong? (*no*)
- » What did Jesus do with the mud He made? (*put it on the blind man's eyes*)
- » What did Jesus tell the blind man to do? (*wash in the pool of Siloam*)
- » What happened when the blind man obeyed Jesus? (*He could see.*)
- » What did people think when learning the blind man could now see? (*Some didn't believe it was the same person who used to be blind.*)
- » Who had the power to heal the man who was born blind? (*Jesus*)

The Amazing

POWER of JESUS





***Jesus of Nazareth was
a man attested to you
by God with miracles,
wonders, and signs
that God did among you
through him.***

ACTS 2:22

CSB



***Jesus of Nazareth,
a man attested to you
by God with mighty
works and wonders
and signs that God did
through him in
your midst.***

ACTS 2:22

ESV



***Jesus of Nazareth,
a Man attested by God
to you by miracles,
wonders, and signs
which God did through
Him in your midst.***

ACTS 2:22

NKJV



***Jesus of Nazareth was
a man accredited by
God to you by miracles,
wonders and signs,
which God did among
you through him.***

ACTS 2:22

NIV

Why did the royal official come to Jesus in Cana?

What was the royal official afraid would happen to his son?

What did Jesus tell the royal official to do?

What message did the servants give the royal official before he came to the house?

How did the royal official know that Jesus healed his son?

Why did the official believe in Jesus?

Where were the disciples and Jesus going in the boat?

What happened when Jesus and the disciples got to the middle of the lake?

What did the disciples think might happen during the storm?

Where was Jesus during the storm?

How did Jesus stop the storm?

How did the disciples feel after Jesus stopped the storm?

Was the blind man being punished for something he did wrong?

What did Jesus do with the mud He made?

What did Jesus tell the blind man to do?

What happened when the blind man obeyed Jesus?

What did people think when learning the blind man could now see?

Who had the power to heal the man who was born blind?

Why was Jesus not with the disciples on the boat in the lake?

What happened to the disciples in the middle of the lake?

Why did the disciples think they saw a ghost?

What did Peter want to do?

Why did Peter start to sink?

How was Peter saved from drowning?

What did Jesus promise to do after He went away?

What did Peter and the other disciples decide to do one night after Jesus' resurrection?

How many fish did the disciples catch during the night?

What did Jesus tell the men to do with the net as He called to them from the shore?

What happened when the disciples did what Jesus asked them to do with the net?

What question did Jesus ask Peter three times?

REVIEW QUESTIONS

SESSION 1

REVIEW QUESTIONS

SESSION 1

REVIEW QUESTIONS

SESSION 1

REVIEW QUESTIONS

SESSION 1

REVIEW QUESTIONS

SESSION 1

REVIEW QUESTIONS

SESSION 1

REVIEW QUESTIONS

SESSION 2

REVIEW QUESTIONS

SESSION 2

REVIEW QUESTIONS

SESSION 2

REVIEW QUESTIONS

SESSION 2

REVIEW QUESTIONS

SESSION 2

REVIEW QUESTIONS

SESSION 2

REVIEW QUESTIONS

SESSION 3

REVIEW QUESTIONS

SESSION 3

REVIEW QUESTIONS

SESSION 3

REVIEW QUESTIONS

SESSION 3

REVIEW QUESTIONS

SESSION 3

REVIEW QUESTIONS

SESSION 3

REVIEW QUESTIONS

SESSION 4

REVIEW QUESTIONS

SESSION 4

REVIEW QUESTIONS

SESSION 4

REVIEW QUESTIONS

SESSION 4

REVIEW QUESTIONS

SESSION 4

REVIEW QUESTIONS

SESSION 4

REVIEW QUESTIONS

SESSION 5

REVIEW QUESTIONS

SESSION 5

REVIEW QUESTIONS

SESSION 5

REVIEW QUESTIONS

SESSION 5

REVIEW QUESTIONS

SESSION 5


REVIEW QUESTIONS

SESSION 5

INSTRUCTIONS: Separate the cards. Use during Unit 1 to review Bible stories, to apply Bible learning, and to review Bible verses.




Find the
FIRST GOSPEL.



Find both the FIRST
BOOK in the Bible
and the LAST BOOK
in the Bible.




Find and
read ACTS 2:22.



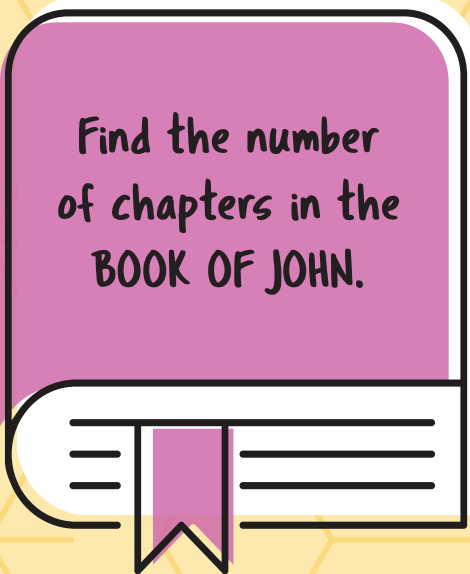
Find the person's
name in JOHN 9:11.



Find PSALMS.




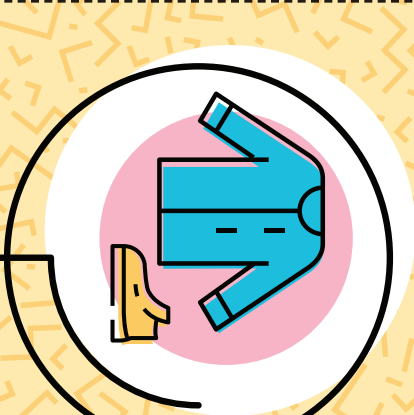

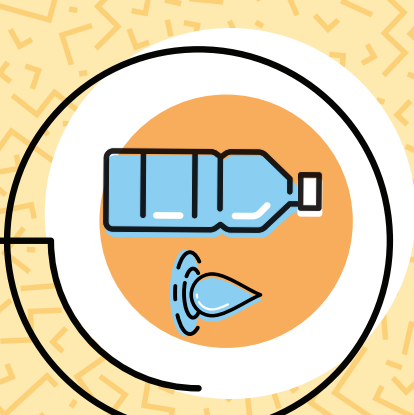










Find whether
ACTS is in the
OLD TESTAMENT or
the NEW TESTAMENT.



Find the number
of chapters in the
BOOK OF JOHN.



Find three
different Bible books
that BEGIN WITH M.







JESUS HEALED A MAN BORN BLIND

John 9:1-34

© 2019 LifeWay