

A photograph of three children playing on a rope ladder in a park. A boy in a green plaid shirt is climbing, while a girl in an orange shirt and a boy in an orange shirt are also on the ladder. The background is a large tree and green foliage.

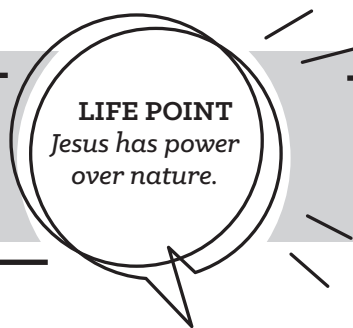
1ST & 2ND GRADE

BIBLE STUDIES FOR LIFE®

THE AMAZING POWER OF JESUS
GOD'S AWESOME PROMISES
THE EXTRAORDINARY WORD OF GOD

KIDS LEADER GUIDE
FALL 2019

LifeWay | **Kids**



JESUS CALMED A STORM



LEVEL OF BIBLICAL LEARNING

Jesus taught through His life what God is like.

SCRIPTURE REFERENCE

Mark 4:35-41;
Luke 8:22-25

SUGGESTED FOR THE WEEK OF

September 8

UNIT VERSE

Jesus of Nazareth was a man attested to you by God with miracles, wonders, and signs that God did among you through him.
Acts 2:22

WEEKLY BIBLE VERSE

He got up, rebuked the wind, and said to the sea, "Silence! Be still!" The wind ceased, and there was a great calm.
Mark 4:39



LEADER BIBLE STUDY

The Gospels are portraits of Jesus. Each is complete, and together they provide a comprehensive testimony to Jesus' life. The event of Jesus calming the storm is recorded in Mark and Luke as well as Matthew. All provide wonderful details about this miracle. After sunset but before dark, Jesus told the disciples to take the boat across the Sea of Galilee to the other side. It was a small fishing boat, easily dragged onto shore and filled to capacity with thirteen riders. A few other boats start out with them.

A sudden and severe squall, common on the lake, challenges the skills of these professional fishermen. Mark was very honest with the disciples' reaction to Jesus sleeping in the boat. They complained and cried out in irritation, fear, and possibly even anger. When Jesus woke up, He commanded the storm to be still. After the storm calmed, Jesus asked, "Where is your faith?" The disciples did not trust God for their safety even though He was in the boat with them as the person of Jesus.

Luke did not imply that the disciples did not have faith, but he acknowledged they were not calling on it in the midst of this crisis. It is apparent that the Twelve had not come to terms with who Jesus truly is, but what they had just seen was opening their minds to the truth that Jesus is the Christ and Lord of all. Here they experienced another sign of God's kingdom breaking in and restoring order to creation, something that only God could do. They must have connected some dots that Jesus was in fact God in the flesh.

God's rule will extend over all and bring creation back to its original design. But, like the disciples, you still may question if the Lord will show up when you need Him. Do you waffle between belief and unbelief? How do you answer Jesus' question, "Where is your faith?"

For children, a storm can be terrifying. Their lives are full of reminders that the world is not what God intended. How can you help your kids understand that one day God will make everything right again, and until then, Jesus promises to be with them in the person of the Holy Spirit?



PRACTICE BIBLE SKILLS

SHAPE UP

- » Show the paper marked *Genesis 1:1*. Point out that *Genesis* is the name of a Bible book which is found first. Call on a child to draw a rectangle around the word. Explain that the first number is the chapter number which is located next. Let a different child circle the first 1. Remark that the two dots are called a colon and separate the chapter number and the verse number. Point to the second 1 and mention that it is the verse number which is found last. Invite a child to make a triangle around the second 1. Assist kids in finding *Genesis 1:1* in their Bibles.
- » Choose another Bible reference. Let kids draw a rectangle around the book name, a circle around the chapter number, and a triangle around the verse number before locating the verse in the Bible.

- » Sheets of brightly colored paper, marker
- » Print each of these Bible references, one reference to a sheet of paper:
Genesis 1:1, Exodus 20:15, Psalm 23:1, Psalm 56:3, Proverbs 15:1, Matthew 2:11, Mark 10:16, Luke 2:52, John 8:32, Acts 4:12.



INTRODUCTORY ACTIVITY

JUMP IN THE LAKE!

- » Direct kids to stand in a circle. Point out that the area inside their circle represents a lake and the place where they are standing is the shore. Explain that you will mention an activity. If a child has done the activity, he will jump in the lake and then hop right back to his spot on the shore.
- » Begin by saying, "Jump in the lake if you have ever taken a plane ride." Wait as kids respond. Acknowledge kids who jumped in the lake.
- » Continue with other actions such as these: Jump in the lake if you have ever gone to the beach? skated? ridden a bicycle? drawn a picture? written a story? played soccer? ridden a horse? sailed on a boat? jumped on a trampoline? spent the night with grandparents?
- » End by saying, "Jump in the lake if you have ever been in a storm!" Point out that today's Bible story is about a storm that happened on a lake.

Option: "Jesus Calmed a Storm" coloring page (Printables)



MISSIONS EMPHASIS

- » Explain that England has had kings and queens for thousands of years. The Rigneys are missionaries living in London, the capital of England.
- » Choose two kids: a "king" (or "queen") and an "ambassador." The "king" will sit on his "throne" and silently give a "Royal Message Card" to the "ambassador." The "ambassador" must draw a picture that will prompt the rest of the group to say the word on the card. The first person to guess the word becomes the new "ambassador" in the next round and the "ambassador" becomes the "king."
- » Pray that many people in London would know Jesus and His love for them.

- » Printables:
"International Missions: London" ("Royal Message Cards")
- » Marker board or poster board, dry erase markers



STUDY THE BIBLE



› Pack Items:

- 1: “Unit 1 Banner”
- 2: “Acts 2:22”
- 3: “Unit 1 Questions”
- 4: “Keep Your Balance!”

› Teaching Picture 2

› Music, Videos, chairs (or sheets of paper if chairs are not available), pillow, note cards, tape

1. TELL THE BIBLE STORY

- › Guide the kids to arrange the chairs in rows as though they are the seats in a boat. Let a child place a pillow at the back of the “boat.” Direct the kids to sit in the chairs.

SHOW THE TEACHING PICTURE.

- › Encourage the kids to pretend they are in a boat similar to that in the picture. Ask kids what a sailing ship needs to make it move in the water. (*Wind and sails*) Call on a volunteer to tell what might happen if the wind is very strong on a lake.
- › Urge the kids to think about how the disciples might have felt during each part of their boat trip. Open your Bible to either Mark 4 or Luke 8 and tell the Bible story in your own words. **Option:** Show the “Notebook Bible Story” video.

TELL THE BIBLE STORY: JESUS CALMED A STORM

“Let’s cross over to the other side of the lake,” Jesus said to the disciples one evening. They all got in the boat. Jesus lay down on a pillow and went to sleep.

Suddenly a huge wind came up. The waves grew bigger and bigger. The waves were coming over the sides of the boat and filling it with water.

The disciples woke Jesus. “Teacher, don’t You care that we are about to die?” they cried.

Jesus got up. He spoke to the wind and the sea. “Silence! Be still!” The wind stopped. The sea grew still.

Jesus asked the disciples why they did not trust Him. The disciples were both afraid and amazed. They asked each other who Jesus was that even the wind and the water obeyed Him.

— BASED ON MARK 4:35-41; LUKE 8:22-25

2. EXPLORE BIBLE TRUTHS

- › Read aloud the “Unit 1 Banner.” Ask how Jesus showed His amazing power over nature in today’s Bible story. Remind the kids that Jesus taught through His life what God is like.
- › Recall with kids that a *miracle* is something only God and Jesus can do. Ask what Jesus did in today’s story that only He and God could do. Mention that Jesus has power over everything in nature.
- › Ask kids whether they can make the sun come up. Then ask who does make it come up. Continue by asking kids if they can make water freeze just by telling it to freeze. Then ask who can make water freeze. Use other examples, such as volcanoes erupting, grass growing, rain falling, and leaves changing colors.

SHOW THE “MOOSEBERRY LIFE APPLICATION” VIDEO.**3. PRAY**

- » Direct the kids to each think of five things, one for each finger on a hand, that God made in nature.
- » Guide the kids to each take a turn thanking God aloud for one of the things they chose. Let kids pray aloud, thanking God for other things He has made in nature.
- » End with your own prayer thanking Jesus for His power over nature.

4. LEARN BIBLE VERSES**USE BIBLES TO FIND MARK 4:39.**

- » Assist kids in locating the verse in their Bibles. Call on volunteers to read the verse aloud. Note for kids that the verse is from today's Bible story. Let kids echo you as you say short phrases of the verse. Each time you repeat the verse, make the phrases a little longer. Keep going until kids are echoing the entire verse.

PRACTICE ACTS 2:22.

- » Together, read the Unit Verse aloud from the poster. Cover one word with a note card. Kids read the verse, supplying the missing word. After covering two or three different words and repeating the verse, call on a volunteer to cover another word. The group repeats the verse again. Allow two kids to each cover words so that the group is supplying two missing words. Repeat two or three times.

5. REVIEW AND SING

- » Together, sing “Your Amazing Power, Jesus.”
- » Guide the group to play “Keep Your Balance!” using the “Unit 1 Questions” for this session. If time allows, also ask the questions from Session 1.

REVIEW QUESTIONS

- » Where were the disciples and Jesus going in the boat? (*the other side of the lake*)
- » What happened when Jesus and the disciples got to the middle of the lake? (*A huge storm came up.*)
- » What did the disciples think might happen during the storm? (*They thought they might die.*)
- » Where was Jesus during the storm? (*asleep at the back of the boat*)
- » How did Jesus stop the storm? (*He told the wind and the water to stop.*)
- » How did the disciples feel after Jesus stopped the storm? (*afraid and amazed*)



LIVE IT OUT

CHOICE 1

- › Kids Activity Pages
- › One empty and clean 2-liter bottle, water, small amount of dish soap, glitter, electrical tape (used to prevent leaks; duct tape is second best)

CHOICE 2

- › Kids Activity Pages
- › Newspaper, wide-mouthed jars with lids, small gravel, potting soil, cotton balls, tape, craft sticks, small plants or seeds, water in spray bottles, pens, peel-and-stick canning jar labels to fit the jar lids

Option: Make a group garden by letting each child do a different part of the planting process. Kids may take turns taking the plant home to water. Or, you can take it home to water and bring it back each week.

CHOICE 1

STORM IN A BOTTLE

- › Complete the Kids Activity Page.
- › Ask the kids what being in a storm feels like and how the disciples might have felt during the storm. Ask how the disciples learned that Jesus has power over nature.
- › Invite a child to fill the bottle half full of water. Call on two other kids to add one or two drops of dish soap. Allow another kid to add a small amount of glitter. Use a length of tape to secure the lid to prevent leaks. Demonstrate holding the taped section, swirling the water around the bottle and even turning it upside down. Point out to the kids the artificial storm that is formed.
- › Give each child a turn to swirl the water and create a storm. Mention that the disciples struggled to trust Jesus during the storm even though He was there with them. Remark that trusting Jesus in difficult times, like storms, can be hard but is always the right thing to do.

CHOICE 2

CREATE A TERRARIUM

- › Complete the Kids Activity Page.
- › Review the Bible story by letting kids tell their favorite parts. Ask how Jesus showed His power over nature.
- › Guide the kids to plant gardens in a jar. Explain to kids that plants displayed inside a clear container is called a *terrarium*. Tell kids they can take their terrariums home to remind them that Jesus has power over nature. Guide kids in these actions:
 - Place about an inch of gravel in a jar before scooping potting soil over it. The potting soil should be about four inches deep.
 - Tape a cotton ball onto a craft stick. Use the stick to pack the soil.
 - Plant a small plant or seeds.
 - Spray a little water onto the plant. (The soil should be just a little damp all over.)
 - Attach the lid to the jar.
 - Add a label to the lid with the message *Jesus has power over nature*.
- › Explain to kids that when they get their gardens home, they should place them in a sunny spot and water them every other day. Note for kids that the lids need to be kept on the jars except when watering the plants. When parents pick up, guide each child to hand her jar to her parents for them to carry home.
- › Point out that God is the One who makes plants grow. Remind kids to remember when they water the plants that Jesus has power over nature.

CHOICE 3**AND THEN WHAT HAPPENED?**

- » Complete the Kids Activity Page.
- » Ask kids what happened first in today's Bible story. When kids decide what happened first, call on a volunteer to locate and bring to the group the number 1 note card. One child prints on the back of the card what happened first in the story. Ask, "Then what happened?" Let a child find the number 2 card and write on its back the group's answer. Continue by asking "And then what happened?" until kids complete the story. If the kids name more than ten parts of the story, use the extra cards. Be sure all the cards are numbered.
- » Mix and distribute the cards. Instruct the kids to fan out across the room, place the cards anywhere, and return. Explain that kids can play the game backwards. Ask kids to name the last fact of the Bible story. Allow a volunteer to locate that card and bring it to the group. Say, "But, before that, what happened?" Kids recall what happened just before the last card. A child finds the card and brings it to the group. Keep going until all cards have been retrieved.
- » Invite kids to repeat the Life Point aloud with you.

WRAP UP**CLOSE IT OUT**

- » Pray, thanking Jesus for using His power over nature.
- » Repeat Acts 2:22 aloud together. Recall that God does miracles through Jesus.
- » Remind the kids to give their One Conversation™ page to their parents.

THIS WEEK:

- » Call any child who has missed two or more sessions in a row. Be sure children know that you missed them and hope they will be back soon.

CHOICE 3

- » Kids Activity Pages
- » Note cards (about 15), marker, tape
- » Number 10 cards from 1–10. Place them around the room in random order.

UNIT VERSE




Jesus of Nazareth was a man
attested to you by God with
miracles, wonders, and signs that God
did among you through him.

ACTS 2:22

P IS FOR POWER

Jesus showed His power over nature when He calmed a storm.
Jesus has power over other parts of nature, too.

Look at the pictures below.
Circle the pictures that show nature items.



Now, look at the pictures again.
Make a **P (for power)** next to each circled picture.

Remember that Jesus has power over everything in nature.

What else in nature does Jesus have power over? _____

JESUS Spoke

What two parts of nature did Jesus speak to in today's Bible story?

WIND

SUN

FOG

WAVES



BIBLE STUDIES FOR LIFE®

1

CONVERSATION

Jesus Calmed a Storm

MARK 4:35-41; LUKE 8:22-25

Jesus said to the disciples, "Let's go across to the other side of the lake."

The men got into the boat. They started across the lake.

Suddenly, a strong wind blew. The waves were huge. The waves spilled over the boat. The boat was about to sink.

Jesus was at the back of the boat. He was asleep!

The disciples woke Jesus. They said, "Don't you care that we are about to die?"

Jesus stood up. To the wind and waves, He said, "Be quiet! Be still!"

The wind stopped. The lake was still.

Jesus said, "Why are you afraid?"

The disciples said to each other, "Who is this Man? The wind and the waves do what He says!"

WEEKLY BIBLE VERSE: Mark 4:39

LIFE POINT: Jesus has power over nature.



THE BIBLE MEETS LIFE

Parents, today your child learned that Jesus has power over nature. The disciples became frightened while rowing through a storm as Jesus slept. Jesus displayed His awesome power when the disciples cried out for help.

LIVE IT OUT

Use the verses in the Daily Bible Readings from this page to learn more about Jesus' power over nature. Because Jesus was fully God, as well as fully man, He had power from God. Sing a song of praise for God's power.

LEVEL OF BIBLICAL LEARNING

Jesus taught through His life what God is like.

DAILY BIBLE READING

Sunday: Mark 4:39

Monday: Jeremiah 5:22

Tuesday: Psalm 148:8

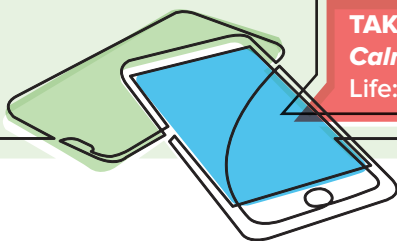
Wednesday: Job 38:8

Thursday: Matthew 17:27

Friday: Jeremiah 10:13

Saturday: Matthew 21:19

TAKE IT FURTHER: Check out the *Jesus Calmed a Storm* section of the Bible Studies for Life: Kids Family App.





JESUS CALMED A STORM

MARK 4:35-41; LUKE 8:22-25 TEACHING PICTURE 2

Printed in the USA

UNIT VERSE

ACTS 2:22

WEEKLY BIBLE VERSE

MARK 4:39

Jesus Calmed a Storm

“Let’s cross over to the other side of the lake,” Jesus said to the disciples one evening. They all got in the boat. Jesus lay down on a pillow and went to sleep.

Suddenly a huge wind came up. The waves grew bigger and bigger. The waves were coming over the sides of the boat and filling it with water.

The disciples woke Jesus. “Teacher, don’t You care that we are about to die?” they cried. Jesus got up. He spoke to the wind and the sea. “Silence! Be still!” The wind stopped. The sea grew still.

Jesus asked the disciples why they did not trust Him. The disciples were both afraid and amazed. They asked each other who Jesus was that even the wind and the water obeyed Him.

MARK 4:35-41; LUKE 8:22-25

Review Questions

- » Where were the disciples and Jesus going in the boat? *(the other side of the lake)*
- » What happened when Jesus and the disciples got to the middle of the lake? *(A huge storm came up.)*
- » What did the disciples think might happen during the storm? *(They thought they might die.)*
- » Where was Jesus during the storm? *(asleep at the back of the boat)*
- » How did Jesus stop the storm? *(He told the wind and the water to stop.)*
- » How did the disciples feel after Jesus stopped the storm? *(afraid and amazed)*

The Amazing

POWER of JESUS





***Jesus of Nazareth was
a man attested to you
by God with miracles,
wonders, and signs
that God did among you
through him.***

ACTS 2:22

CSB



***Jesus of Nazareth,
a man attested to you
by God with mighty
works and wonders
and signs that God did
through him in
your midst.***

ACTS 2:22

ESV



***Jesus of Nazareth,
a Man attested by God
to you by miracles,
wonders, and signs
which God did through
Him in your midst.***

ACTS 2:22

NKJV



***Jesus of Nazareth was
a man accredited by
God to you by miracles,
wonders and signs,
which God did among
you through him.***

ACTS 2:22

NIV

Why did the royal official come to Jesus in Cana?

What was the royal official afraid would happen to his son?

What did Jesus tell the royal official to do?

What message did the servants give the royal official before he came to the house?

How did the royal official know that Jesus healed his son?

Why did the official believe in Jesus?

Where were the disciples and Jesus going in the boat?

What happened when Jesus and the disciples got to the middle of the lake?

What did the disciples think might happen during the storm?

Where was Jesus during the storm?

How did Jesus stop the storm?

How did the disciples feel after Jesus stopped the storm?

Was the blind man being punished for something he did wrong?

What did Jesus do with the mud He made?

What did Jesus tell the blind man to do?

What happened when the blind man obeyed Jesus?

What did people think when learning the blind man could now see?

Who had the power to heal the man who was born blind?

Why was Jesus not with the disciples on the boat in the lake?

What happened to the disciples in the middle of the lake?

Why did the disciples think they saw a ghost?

What did Peter want to do?

Why did Peter start to sink?

How was Peter saved from drowning?

What did Jesus promise to do after He went away?

What did Peter and the other disciples decide to do one night after Jesus' resurrection?

How many fish did the disciples catch during the night?

What did Jesus tell the men to do with the net as He called to them from the shore?

What happened when the disciples did what Jesus asked them to do with the net?

What question did Jesus ask Peter three times?

REVIEW QUESTIONS

SESSION 1

REVIEW QUESTIONS

SESSION 1

REVIEW QUESTIONS

SESSION 1

REVIEW QUESTIONS

SESSION 1

REVIEW QUESTIONS

SESSION 1

REVIEW QUESTIONS

SESSION 1

REVIEW QUESTIONS

SESSION 2

REVIEW QUESTIONS

SESSION 2

REVIEW QUESTIONS

SESSION 2

REVIEW QUESTIONS

SESSION 2

REVIEW QUESTIONS

SESSION 2

REVIEW QUESTIONS

SESSION 2

REVIEW QUESTIONS

SESSION 3

REVIEW QUESTIONS

SESSION 3

REVIEW QUESTIONS

SESSION 3

REVIEW QUESTIONS

SESSION 3

REVIEW QUESTIONS

SESSION 3

REVIEW QUESTIONS

SESSION 3

REVIEW QUESTIONS

SESSION 4

REVIEW QUESTIONS

SESSION 4

REVIEW QUESTIONS

SESSION 4

REVIEW QUESTIONS

SESSION 4

REVIEW QUESTIONS

SESSION 4

REVIEW QUESTIONS

SESSION 4

REVIEW QUESTIONS

SESSION 5

REVIEW QUESTIONS

SESSION 5

REVIEW QUESTIONS

SESSION 5

REVIEW QUESTIONS

SESSION 5

REVIEW QUESTIONS

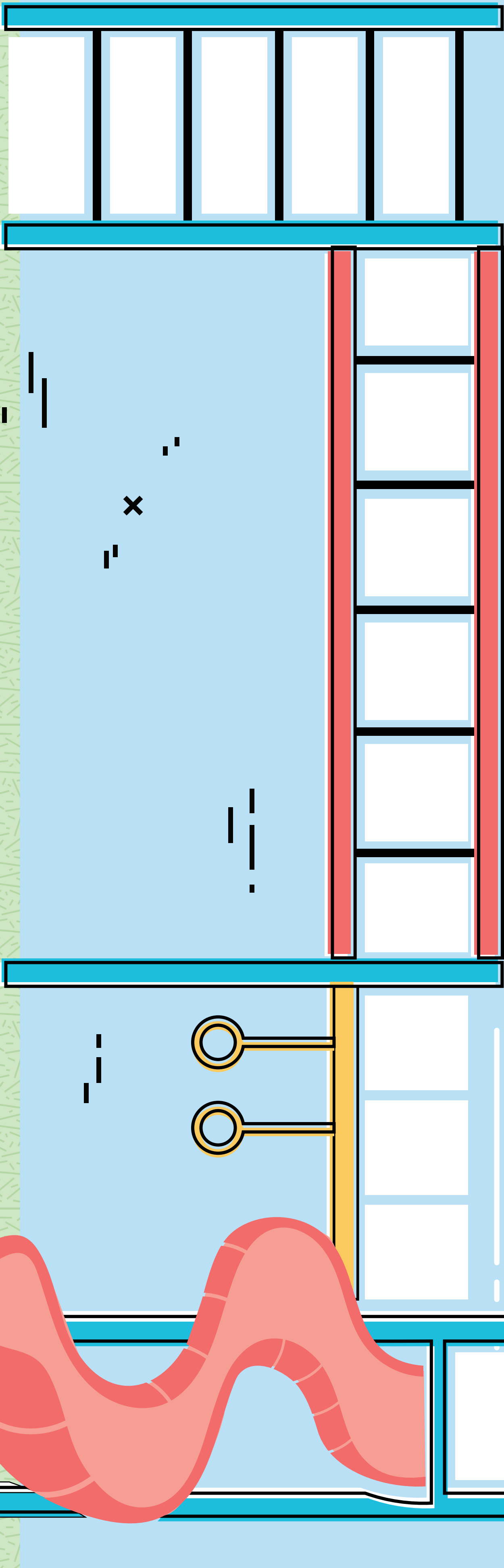
SESSION 5

REVIEW QUESTIONS

SESSION 5

INSTRUCTIONS: Separate the cards. Use during Unit 1 to review Bible stories, to apply Bible learning, and to review Bible verses.

Keep Your Balance!




Start

DIRECTIONS

- ➞ Form two teams. When a team answers a question correctly, a player from that team takes a number square from the bag and moves the game marker for his team that many spaces.
- ➞ Play moves to the next team. Continue, alternating teams until one team reaches **FINISH**.
- ➞ Or, play the game as one big team and work together to travel across the playground equipment.

Finish



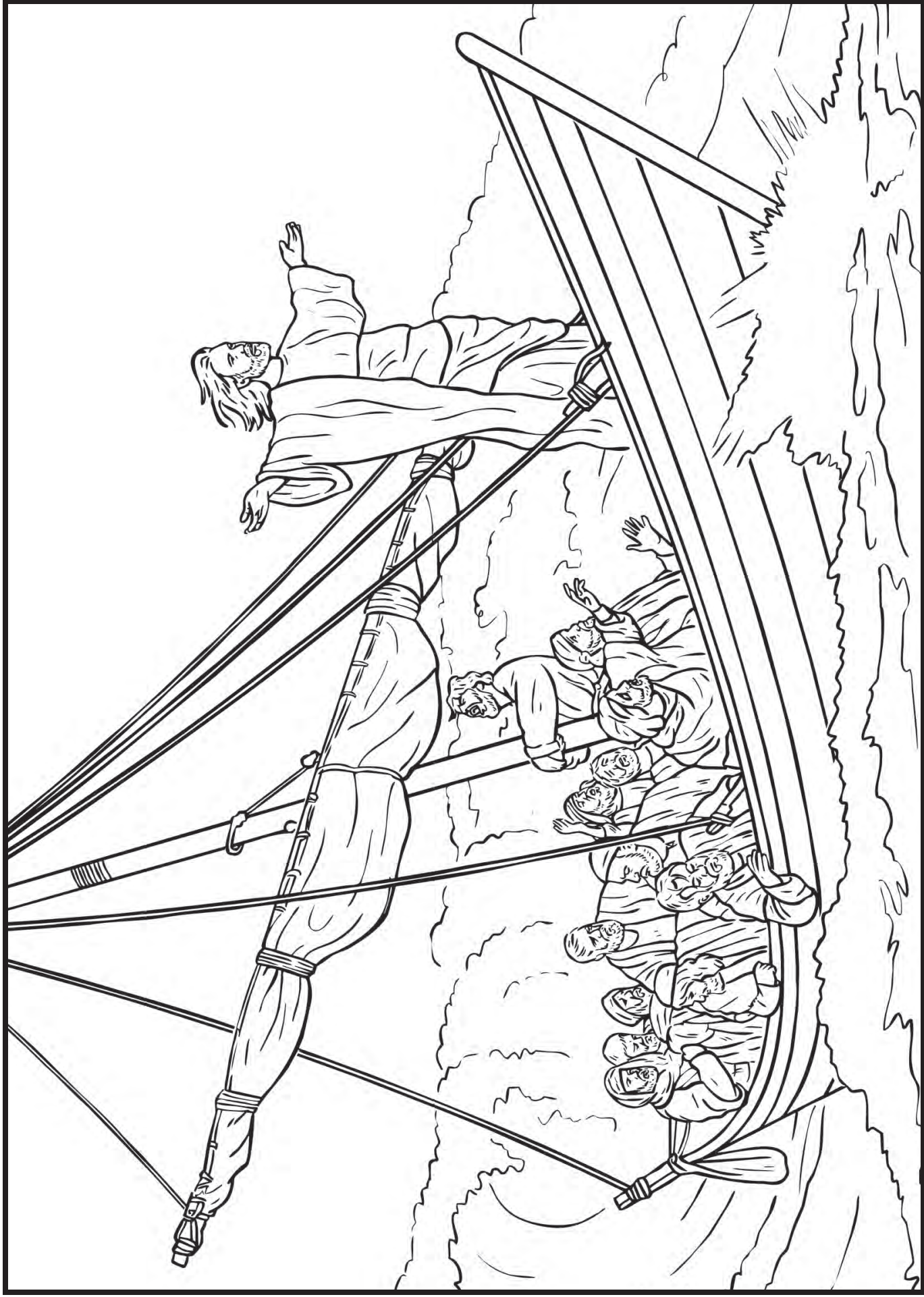


UNIT 1 MISSIONS: ROYAL MESSAGE CARDS

Bible Studies for Life Kids Grades 1–6 Printables, Fall 2019

© 2019 LifeWay

INSTRUCTIONS: Print, cut apart, and use with Unit 1 sessions.



JESUS CALMED A STORM

Mark 4:35-41; Luke 8:22-25

© 2019 LifeWay