

A photograph of three children playing on a rope ladder in a park. A boy in a green plaid shirt is climbing, while a girl in an orange shirt and a boy in an orange shirt are also on the ladder. The background is a large tree and green foliage.

1ST & 2ND GRADE

BIBLE STUDIES FOR LIFE®

THE AMAZING POWER OF JESUS
GOD'S AWESOME PROMISES
THE EXTRAORDINARY WORD OF GOD

KIDS LEADER GUIDE
FALL 2019

LifeWay | **Kids**

LIFE POINT
*Jesus
has power
over sickness.*

JESUS HEALED THE OFFICIAL'S SON



LEVEL OF BIBLICAL LEARNING

Jesus restored life.

SCRIPTURE REFERENCE

John 4:46-54

SUGGESTED FOR THE WEEK OF

September 1

WEEKLY BIBLE VERSE

Jesus of Nazareth was a man attested to you by God with miracles, wonders, and signs that God did among you through him.
Acts 2:22

UNIT VERSE

Jesus of Nazareth was a man attested to you by God with miracles, wonders, and signs that God did among you through him.
Acts 2:22



LEADER BIBLE STUDY

Jesus' love for people and His powerful acts on their behalf mean He is much more than a superhero. It means He is the Son of God! Only with the power of His heavenly Father could He love so deeply and act with such authority. It does not get more super than that. The Bible calls His super powers miracles, signs, wonders, mighty works, and powers. John calls the seven miracles he records about Jesus signs. John's Gospel points to life-changing faith decisions. You will know a miracle (or sign) by an immediate and powerful action of God that reveals His character or purposes.

An official traveled quite a distance to see Jesus. The man's son was dying. He begged Jesus to come back with him and heal his son. Jesus was aware of the people around Him who were there to see another miracle. He addressed the crowd, acknowledging they did not believe; they just liked the show. Seeing the father's belief, Jesus assured him that his son would live. The father did not seek a public spectacle but a private miracle. The man had faith that when he returned, his son would be healed. As he traveled back and before he arrived home, his servants met him with the news that his son's fever had left him. Upon further revelation he discovered his son's healing happened the very moment Jesus said his son would live. This was no coincidence; instead, it was a divine confirmation of God's love and power.

Jesus performs miracles today. When and where have you witnessed a miracle? How have you seen God's action? What does it reveal about His character and purposes?

How can you help the kids in your group understand that Jesus has the power to heal people, but not all people will be healed on earth?



PRACTICE BIBLE SKILLS

OLD TESTAMENT/NEW TESTAMENT BEANBAG TOSS

- » Assist the kids in locating the Table of Contents in their Bibles. Point out that the Bible is divided into two testaments and each testament contains smaller parts called books.
 - » Name a Bible book and let kids find the name of the book in the Table of Contents. The child who first finds the name may toss the beanbag onto the correct plate, showing the testament in which the book is located. Continue in the same manner with other Bible books.
 - » If the kids you teach are new to using their Bibles, name Bible books that are large and easy to find. Let a volunteer toss the beanbag, and then check the list of books to find out if the choice is correct.
- » 2 paper plates, marker, masking tape, beanbag
 - » Label one plate *Old Testament* and the other one *New Testament*. Place the plates on the floor.
 - » Mark a tape line about 5 feet from the plates.



INTRODUCTORY ACTIVITY

BODY SPELLING

- » Welcome boys and girls to the group.
 - » Challenge the kids to form with their bodies the first letters of their first names.
 - » Draw the letter *S* on the paper. Ask the kids to each form the letter *S* as best they can with their bodies. Let the kids look at ways everyone formed the letter. Then write an *I* on the paper and direct kids to form that letter. Continue with the letters *C* and *K*. After kids have formed the letters, ask them what the four letters spell when put together. (*Sick*)
 - » Do the activity again in the same way using the letters for *fever*, *pill*, *nurse*, and *doctor*.
 - » Repeat the words kids have formed during the activity. Ask what the words are about. Explain that in today's Bible story someone was sick and needed help. Urge kids to find out who was sick and how Jesus helped.
- » Large sheet of paper, marker

Option: "Jesus Healed the Official's Son" coloring page (Printables)



MISSIONS EMPHASIS

- » Explain that billions of people today do not know that God loves them. God calls us to help others understand Him.
 - » Show the "God's Heart" missions video to learn ways that they can have a part in sharing the gospel with everyone, everywhere.
- » Videos



STUDY THE BIBLE



› Pack Items:

- 1: "Unit 1 Banner"
- 2: "Acts 2:22"
- 3: "Unit 1 Questions"
- 4: "Keep Your Balance!"

› Teaching Picture 1

› Music, Videos, 4 sheets of plain paper, marker, large sheet of paper, sticky notes

› Print these names on sheets of paper, one name per paper: *Jesus, Official, Boy, Servant.*

1. BEGIN EXPLORING THE LIFE POINT

- › Read aloud the "Unit 1 Banner." Explain that kids will learn more about Jesus' amazing power.
- › Lead the group to sing "Your Amazing Power, Jesus" as they think about Jesus' power.
- › Ask kids to tell what a *miracle* is. Explain that during this study kids can think of a miracle as something only Jesus and God can do. Remark that one way God and Jesus show their power is through the miracle of healing sick people. Point out that Jesus has the power to heal people but He does not heal every sick person. Mention that people must trust that God always knows what is best to do.

SHOW THE "MOOSEBERRY LIFE APPLICATION" VIDEO.

2. TELL THE BIBLE STORY

SHOW THE TEACHING PICTURE.

- › Show the *Jesus, Official, Boy, and Servant* sheets of paper. Let kids point out which of those people are shown in the picture.
- › Explain that you will invite various kids to hold the signs during the Bible story. Open your Bible to John 4 and tell the Bible story in your own words. **Option:** Show the "Notebook Bible Story" video.

TELL THE BIBLE STORY: JESUS HEALED THE OFFICIAL'S SON

Jesus went to the town of Cana. (Station a child beside you, holding the **Jesus sign**.) In another town called Capernaum, was a royal official. (Station a child across the room holding the **Official sign**.) The official had a son who was sick with a fever. (Station a child beside the official to hold the **Boy sign**.)

When the official heard that Jesus was in Cana, he went to Jesus right away. (The official moves near Jesus.) The royal official begged Jesus to come to his town to heal his son.

Jesus said, "People do not believe unless they see wonders."

The official said again, "Please come with me before my boy dies!"

Jesus answered, "Go. Your son will live."

The official believed Jesus and hurried back home. (The official begins moving back to the boy.)

Before the man got to his son, some servants met him on the road. (Another child holds the **Servant sign** and stands with the official.) When the servants explained that his son was well, the official asked when the boy started getting better.

The servants answered, "He got better about one o'clock yesterday afternoon." The official was amazed! He knew that was exactly

the time Jesus announced that his son would live. The official now believed Jesus more than ever!

— BASED ON JOHN 4:46-54

3. PRAY

- » Recall that the official asked Jesus to heal his son. Jesus restored life and healed his son. Remark that people talk to Jesus today by praying to Him and asking for healing.
- » Suggest kids think about people they know who are sick. As kids respond, print their responses on the large sheet of paper.
- » Point out that the people on the list are probably at home, in a hospital, or in a care center. Encourage kids to silently ask Jesus to heal people who are sick at home. After a pause, suggest they ask Jesus to heal people who are in hospitals. Pause. Continue with other places where people on your list may be staying.

4. BEGIN LEARNING ACTS 2:22

USE BIBLES.

- » Assist kids in finding Acts 2:22 in their Bibles. Explain that the verse tells that Jesus did miracles because God gave Him the power.
- » Read aloud Acts 2:22 from the poster. Lead kids to read the verse with you. Cover the word *God* with a sticky note. Lead kids to read the verse again, filling in the missing word. Change the covered word. Ask kids to read the verse again. Do this several times. Explain that boys and girls will work on learning this Bible verse throughout the unit.

5. REVIEW

- » Guide the kids to play “Keep Your Balance!” using the “Unit 1 Questions” for this session.

REVIEW QUESTIONS

- » Why did the royal official come to Jesus in Cana? *(to ask Jesus to heal his son)*
- » What was the royal official afraid would happen to his son? *(He might die.)*
- » What did Jesus tell the royal official to do? *(to go home because his son would live)*
- » What message did the servants give the royal official before he came to the house? *(His son was alive.)*
- » How did the royal official know that Jesus healed his son? *(It happened at the time Jesus said the boy would live.)*
- » Why did the official believe in Jesus? *(He healed his son.)*



LIVE IT OUT

CHOICE 1

- › Kids Activity Pages
- › Teaching Picture 1
- › Modeling clay or dough, paper to cover the table, ziplock bags
- › Cover the work area with paper.

CHOICE 1

CLAY SCENES

- › Complete the Kids Activity Page.
- › Show the Teaching Picture. Ask which part of the Bible story is shown. Challenge the kids to tell who was in the story and how Jesus helped each of them.
- › Suggest kids make clay scenes that show today's Bible story of Jesus healing the official's son. Decide with the children whether they want to make one scene and each person make part of it or if they each want to make a scene by themselves. The kids may want to make two scenes: one of Jesus and the official and another of the sick boy back at his home (or when he gets well). Kids can plan together what items should be included and who will make each one.
- › Give the children lumps of clay and let them create their scene items with the clay. Assist kids in arranging the scene. Consider inviting other groups in the room or around the church to walk around the scenes as kids tell about them.
- › Remind the kids that Jesus has power over sickness.
- › Distribute the ziplock bags and let each child place the items she made inside a bag before leaving the room.

CHOICE 2

- › Kids Activity Pages
- › Pack Item:
3: "Unit 1 Questions"
- › Drawing paper, crayons or markers, pencils, scissors, one-inch strips of magnetic tape, ziplock bags, flat metal surface such as a cookie sheet or filing cabinet drawer

CHOICE 2

PUZZLES TO GIVE AWAY

- › Complete the Kids Activity Page.
- › Ask the Session 1 questions. Remind the kids that Jesus has power over sickness.
- › Let kids tell about times they have been sick and what being sick was like. Ask what helped them feel better while they recovered. Note for kids that having fun activities can help a sick person feel better. Suggest the kids make magnetic puzzles to give to children who are sick.
- › Direct kids to draw pictures they think will cheer up a sick person, such as a picture of a Bible story about Jesus. When kids complete their pictures, instruct them to turn the pictures over, draw dotted lines like a jigsaw puzzle and make seven or eight puzzle pieces. Kids can then cut out the pieces and attach small strips of magnetic tape to the back of each one.
- › Kids may try out their puzzles on a metal surface. Let kids trade puzzles and work them. Then kids place their puzzle pieces inside ziplock bags.
- › Pray for the people who will receive the puzzles. Pray for Jesus to use His power and heal the people. Remind kids to give their puzzles to people who are sick.

Option: Gather the puzzles and take them to the children's area in a neighborhood hospital or a doctor's office. Be sure to get permission to leave the puzzles.

CHOICE 3**PRAYING FOR THE SICK**

- » Complete the Kids Activity Page.
- » Ask the kids how Jesus showed His power over sickness in today's Bible story. Remind the kids that Jesus restored life. Remark that Jesus still does miracles of healing today, sometimes through doctors, nurses, and medicines.
- » Suggest that the group create a prayer activity. Show the "Praying for the Sick" signs (top halves of the item). Tape the signs to a wall, leaving enough space between the signs to add other pages.
- » Ask the children to name people who are sick or hurt. Print kids' responses on a blank sheet of paper. Share names of homebound adults from your church. Explain that these people are in need of healing.
- » Show one "Praying for the Sick" sheet with blanks (bottom halves of the item). Invite the kids to decide whose name or what group (such as people with the flu) to list. Assign a child to write the choices in the blanks. Continue completing the blanks on the other worksheets.
- » Place the filled-in worksheets on the wall between the signs already displayed. Add one "Praying for the Sick" sign to the beginning of the display.
- » Lead the kids to read the prayer together, remembering they are praying to God.
- » After the prayer, add "Amen."

WRAP UP**CLOSE IT OUT**

- » Say Acts 2:22. Pray, thanking Jesus that He uses His power to heal sick people.
- » Remind the kids to give their One Conversation™ pages to their parents.
- » Sing "Your Amazing Power, Jesus."

THIS WEEK:

- » Pay particular attention to nature around you this week. Ask God to help you share with children the wonder of God's power over nature.

CHOICE 3

- » Kids Activity Pages
- » Pack Item:
5: "Praying for the Sick"
- » Markers, tape, sheets of paper
- » Obtain names of homebound adults in your church.
- » Make 5 copies of the pack item "Praying for the Sick."

Option: Materials for making simple greeting cards

UP, DOWN, and SIDEWAYS

UNIT VERSE

Jesus of Nazareth was a man
attested to you by God with
miracles, wonders, and signs that
God did among you through him.

ACTS 2:22

Pick a name from today's Bible story.

Jesus Official Boy Servant

TIPS

- Do not use the same letter square twice in the same name.
- You can use your finger to move to the touching squares or use a different colored crayons for each name.

- Start on the first letter of the name you chose.
- Move to any touching square to spell the name.
- Move up, down, or at an angle.

O	B	E	J	R	V	A
Y	F	S	U	A	E	N
F	I	C	I	S	L	T

Tell what the
person you picked
did in the Bible story.

.....
Choose another name
and play again.

What can Jesus do for sick people
that you cannot do?

What can you do for sick people?

BIBLE STUDIES FOR LIFE®

1

CONVERSATION

Jesus Healed the Official's Son

JOHN 4:46-54

A royal official came to the town where Jesus was. He asked Jesus to come back to his home. He wanted Jesus to heal his son.

Jesus said, "No one believes unless he sees miracles and wonders."

The official begged, "Please! Come with me before my son dies."

Jesus answered, "Go home. Your son will live."

The official believed Jesus. He began traveling back home.

Before the official got home, his servants came to meet him. "Your son is better! He is going to live!" the servants said.

The official asked, "When did the boy start to get better?"

"Your son started getting better yesterday around one o'clock in the afternoon," the servants said.

The official remembered that this time was exactly when Jesus had said, "Your son will live." The official and his family believed in Jesus.

WEEKLY BIBLE VERSE: Acts 2:22

LIFE POINT: Jesus has power over sickness.



THE BIBLE MEETS LIFE

Parents, today your child learned that Jesus has power over sickness. When an official in the royal court came pleading for his son's life, Jesus responded by healing him from afar.

LIVE IT OUT

Share with your child that while Jesus might not heal all illnesses, He could. We can know that Jesus can heal people because He has power over sickness. Help your child list people who are ill. Choose one or two to visit, send a card, or call.

LEVEL OF BIBLICAL LEARNING

Jesus restored life.

DAILY BIBLE READING

Sunday: Acts 2:22

Monday: Philippians 4:19

Tuesday: Revelation 21:4

Wednesday: Psalm 30:2

Thursday: Isaiah 40:29

Friday: Matthew 10:1

Saturday: Psalm 147:3

TAKE IT FURTHER: Check out the *Jesus Healed the Official's Son* section of the Bible Studies for Life: Kids Family App.



JESUS HEALED THE OFFICIAL'S SON

JOHN 4:46-54 TEACHING PICTURE 1

Printed in the USA

Jesus Healed the Official's Son

Jesus went to the town of Cana. *(Station a child beside you, holding the **Jesus** sign.)* In another town called Capernaum, was a royal official. *(Station a child across the room holding the **Official** sign.)* The official had a son who was sick with a fever. *(Station a child beside the official to hold the **Boy** sign.)*

When the official heard that Jesus was in Cana, he went to Jesus right away. *(The official moves near Jesus.)* The royal official begged Jesus to come to his town to heal his son.

Jesus said, "People do not believe unless they see wonders."

The official said again, "Please come with me before my boy dies!"

Jesus answered, "Go. Your son will live."

The official believed Jesus and hurried back home. *(The official begins moving back to the boy.)*

Before the man got to his son, some servants met him on the road. *(Another child holds the **Servant** sign and stands with the official.)* When the servants explained that his son was well, the official asked when the boy started getting better.

The servants answered, "He got better about one o'clock yesterday afternoon." The official was amazed! He knew that was exactly the time Jesus announced that his son would live. The official now believed Jesus more than ever!

JOHN 4:46-54

Review Questions

- » Why did the royal official come to Jesus in Cana? *(to ask Jesus to heal his son)*
- » What was the royal official afraid would happen to his son? *(He might die.)*
- » What did Jesus tell the royal official to do? *(to go home because his son would live)*
- » What message did the servants give the royal official before he came to the house? *(His son was alive.)*
- » How did the royal official know that Jesus healed his son? *(It happened at the time Jesus said the boy would live.)*
- » Why did the official believe in Jesus? *(He healed his son.)*

The Amazing

POWER of JESUS





***Jesus of Nazareth was
a man attested to you
by God with miracles,
wonders, and signs
that God did among you
through him.***

ACTS 2:22

CSB



***Jesus of Nazareth,
a man attested to you
by God with mighty
works and wonders
and signs that God did
through him in
your midst.***

ACTS 2:22

ESV



***Jesus of Nazareth,
a Man attested by God
to you by miracles,
wonders, and signs
which God did through
Him in your midst.***

ACTS 2:22

NKJV



***Jesus of Nazareth was
a man accredited by
God to you by miracles,
wonders and signs,
which God did among
you through him.***

ACTS 2:22

NIV

Why did the royal official come to Jesus in Cana?

What was the royal official afraid would happen to his son?

What did Jesus tell the royal official to do?

What message did the servants give the royal official before he came to the house?

How did the royal official know that Jesus healed his son?

Why did the official believe in Jesus?

Where were the disciples and Jesus going in the boat?

What happened when Jesus and the disciples got to the middle of the lake?

What did the disciples think might happen during the storm?

Where was Jesus during the storm?

How did Jesus stop the storm?

How did the disciples feel after Jesus stopped the storm?

Was the blind man being punished for something he did wrong?

What did Jesus do with the mud He made?

What did Jesus tell the blind man to do?

What happened when the blind man obeyed Jesus?

What did people think when learning the blind man could now see?

Who had the power to heal the man who was born blind?

Why was Jesus not with the disciples on the boat in the lake?

What happened to the disciples in the middle of the lake?

Why did the disciples think they saw a ghost?

What did Peter want to do?

Why did Peter start to sink?

How was Peter saved from drowning?

What did Jesus promise to do after He went away?

What did Peter and the other disciples decide to do one night after Jesus' resurrection?

How many fish did the disciples catch during the night?

What did Jesus tell the men to do with the net as He called to them from the shore?

What happened when the disciples did what Jesus asked them to do with the net?

What question did Jesus ask Peter three times?

REVIEW QUESTIONS

SESSION 1

REVIEW QUESTIONS

SESSION 1

REVIEW QUESTIONS

SESSION 1

REVIEW QUESTIONS

SESSION 1

REVIEW QUESTIONS

SESSION 1

REVIEW QUESTIONS

SESSION 1

REVIEW QUESTIONS

SESSION 2

REVIEW QUESTIONS

SESSION 2

REVIEW QUESTIONS

SESSION 2

REVIEW QUESTIONS

SESSION 2

REVIEW QUESTIONS

SESSION 2

REVIEW QUESTIONS

SESSION 2

REVIEW QUESTIONS

SESSION 3

REVIEW QUESTIONS

SESSION 3

REVIEW QUESTIONS

SESSION 3

REVIEW QUESTIONS

SESSION 3

REVIEW QUESTIONS

SESSION 3

REVIEW QUESTIONS

SESSION 3

REVIEW QUESTIONS

SESSION 4

REVIEW QUESTIONS

SESSION 4

REVIEW QUESTIONS

SESSION 4

REVIEW QUESTIONS

SESSION 4

REVIEW QUESTIONS

SESSION 4

REVIEW QUESTIONS

SESSION 4

REVIEW QUESTIONS

SESSION 5

REVIEW QUESTIONS

SESSION 5

REVIEW QUESTIONS

SESSION 5

REVIEW QUESTIONS

SESSION 5

REVIEW QUESTIONS

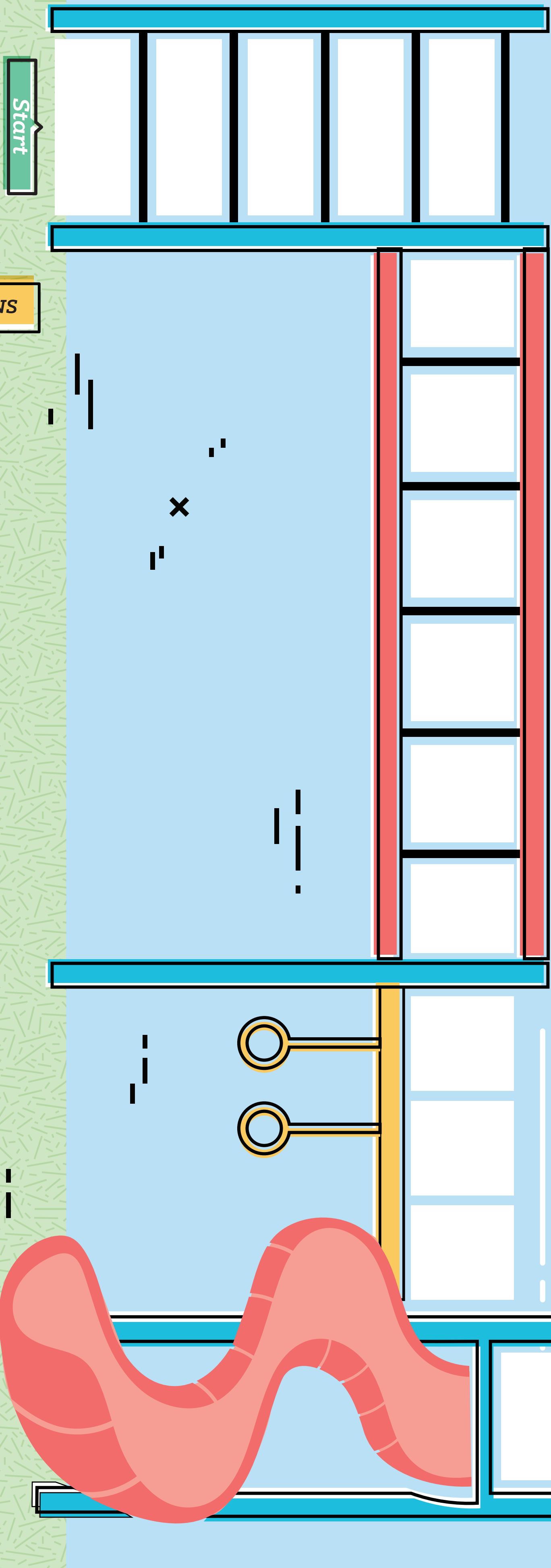
SESSION 5

REVIEW QUESTIONS

SESSION 5

INSTRUCTIONS: Separate the cards. Use during Unit 1 to review Bible stories, to apply Bible learning, and to review Bible verses.

Keep Your Balance!



Start


DIRECTIONS

- ➞ Form two teams. When a team answers a question correctly, a player from that team takes a number square from the bag and moves the game marker for his team that many spaces.
- ➞ Play moves to the next team. Continue, alternating teams until one team reaches **FINISH**.
- ➞ Or, play the game as one big team and work together to travel across the playground equipment.

Finish




JESUS
has power
over sickness.



Please help _____

and _____.



JESUS HEALED THE OFFICIAL'S SON

John 4:46-54

© 2019 LifeWay